

**November
2019**

MONTHLY BULLETIN



БФБ

BULGARIAN STOCK EXCHANGE

1000 Sofia, 6 Tri ushi St.

Tel: (+359 2) 937 09 45; Fax: (+359 2) 937 09 46

<http://www.bse-sofia.bg>; e-mail: bse@bse-sofia.bg

General Statistics

November 2019

Capitalization of BSE Main Market		Change	
As of 30 November 2019			
Market Segment	Capitalization	October * 2019	November * 2018
Premium Equities Segment	1,747,586,176.49	-0.90%	-9.97%
Standard Equities Segment	6,104,022,767.33	-1.00%	15.78%
Special Purpose Vehicles Segment	766,636,551.89	15.55%	82.30%
Total Capitalization of BSE Main Market	8,618,245,495.71	0.30%	12.90%

* as of the end of the period

Issues admitted to trading on BSE Main Market			
Market Segment	Number of new issues	Number of delisted issues	Number of listed issues as of the end of the month
Premium Equities Segment	0	0	7
Standard Equities Segment	0	0	59
Special Purpose Vehicles Segment	0	0	15
Bonds Segment	1	0	69
Compensatory Instruments Segment	0	0	3
Exchange Traded Products Segment	0	0	13
Subscription Rights Segment	1	0	1
Initial Public Offering Segment	0	0	0
Government Securities Segment	0	0	17
TOTAL :	2	0	184

* as of the end of the period

BSE Indices

SOFIX

Value *	546.57
Monthly change	-1.84%
Annual change	-7.69%
P/E **	8.01
P/B **	0.76

BGBX 40

Value *	108.79
Monthly change	-0.95%
Annual change	-5.50%
P/E **	10.67
P/B **	1.40

BG TR30

Value *	495.69
Monthly change	-0.79%
Annual change	1.24%
P/E **	42.15
P/B **	2.17

BG REIT

Value *	128.71
Monthly change	-1.31%
Annual change	9.58%
P/E **	14.36
P/B **	1.10

* Values as of 30 November 2019

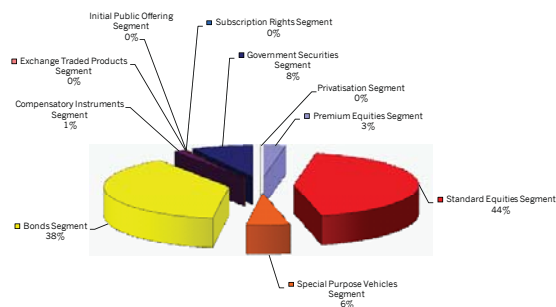
** P (prices) are weighted-average

** Financial reports data (ttm)

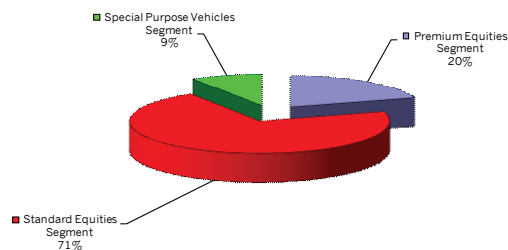
Monthly Trading by BSE Main Market Segments

Market Segment	November 2019			Change in turnover (%)	
	Trades	Turnover (BGN)	Volume (lots)	October 2019	November 2018
Premium Equities Segment	503	712,591	299,507	-33.06%	-83.94%
Standard Equities Segment	1,598	10,959,617	3,510,741	18.75%	-26.58%
Special Purpose Vehicles Segment	368	1,413,995	698,682	48.99%	-23.55%
Bonds Segment	40	9,688,243	9,382	162.83%	-54.05%
Compensatory Instruments Segment	105	305,261	701,935	50.26%	-54.75%
Exchange Traded Products Segment	40	46,017	246,622	-81.60%	-77.35%
Subscription Rights Segment	0	0	0	-100.00%	-100.00%
Initial Public Offering Segment	0	0	0	n/a	n/a
Government Securities Segment	3	2,001,823	987	53.14%	-4.22%
Privatisation Segment	0	0	0	n/a	n/a
TOTAL:	2,657	25,127,548	5,467,856	50.50%	-44.50%

Turnover by Segments of BSE Main Market



Capitalization by Segments of BSE Main Market



New issues admitted to trading on the BSE Main Market in November

Issue	Issuer	First Quotation Date	Trading Currency	Amount of the issue in the respective currency	Market Segment
U1HA	Ustrem Holding PLC-Sofia	28.11.2019	BGN	22,000,000	Bonds Segment

Daily-Average Trading by BSE Main Market Segments

Market Segment	November 2019			Change in turnover (%)	
	Trades	Turnover (BGN)	Volume (lots)	October 2019	November 2018
Premium Equities Segment	24	33,933	14,262	-26.69%	-83.18%
Standard Equities Segment	76	521,887	167,178	30.06%	-23.09%
Special Purpose Vehicles Segment	18	67,333	33,271	63.18%	-19.91%
Bonds Segment	2	461,345	447	187.87%	-51.86%
Compensatory Instruments Segment	5	14,536	33,425	64.57%	-52.60%
Exchange Traded Products Segment	2	2,191	11,744	-79.85%	-76.27%
Subscription Rights Segment	0	0	0	-100.00%	-100.00%
Initial Public Offering Segment	0	0	0	n/a	n/a
Government Securities Segment	0	95,325	47	67.72%	0.34%
Privatisation Segment	0	0	0	n/a	n/a
TOTAL:	127	1,196,550	260,374	64.83%	-41.85%

Number of trading sessions in November

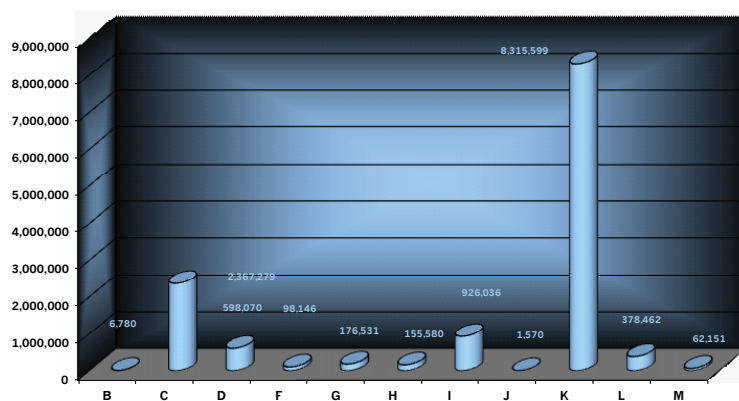
21

Monthly Average USD/BGN Exchange Rate

1.7686

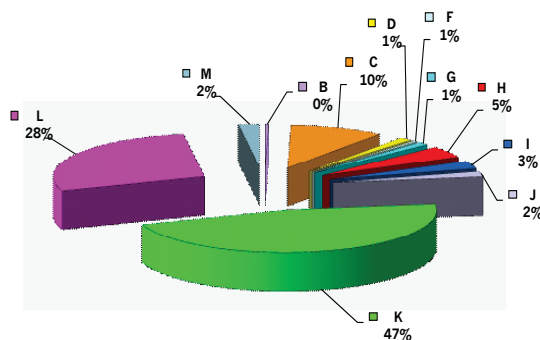
Trading by Industries (according to NACE.BG-2008)		Trades	Volume (lots)	Turnover (BGN)
B	Mining and quarrying	10	1,029	6,779.90
C	Manufacturing	583	438,146	2,367,278.81
D	Electricity,gas,steam and air conditioning supply	59	394	598,070.00
F	Construction	72	29,770	98,146.24
G	Wholesale and retail trade; repair of motor vehicles and motorcycles	151	178,678	176,531.35
H	Transportation and storage	44	5,379	155,580.03
I	Accommodation and food service activities	35	23,248	926,035.90
J	Information and communication	2	100	1,570.00
K	Financial and insurance activities	1,413	3,593,681	8,315,599.06
L	Real estate activities	30	168,299	378,461.73
M	Professional, scientific and technical activities	70	70,206	62,150.86

Share of industries in the total turnover (BGN) on the BSE Main Market in November



- B Mining and quarrying
- C Manufacturing
- D Electricity,gas,steam and air conditioning supply
- F Construction
- G Wholesale and retail trade; repair of motor vehicles and motorcycles
- H Transportation and storage
- I Accommodation and food service activities
- J Information and communication
- K Financial and insurance activities
- L Real estate activities
- M Professional, scientific and technical activities

Share of industries in the total turnover on the BSE Main Market in the last 365 days



- B Mining and quarrying
- C Manufacturing
- D Electricity,gas,steam and air conditioning supply
- F Construction
- G Wholesale and retail trade; repair of motor vehicles and motorcycles
- H Transportation and storage
- I Accommodation and food service activities
- J Information and communication
- K Financial and insurance activities
- L Real estate activities
- M Professional, scientific and technical activities

TOP 5

Liquidity Ranking

Issuer	Trades	Volume (lots)	Turnover (BGN)
Advance Terrafund REIT-Sofia	166	236,853	447,851.40
Sopharma AD-Sofia	137	70,731	240,513.47
Stara Planina Hold AD-Sofia	135	238,236	1,191,309.87
Sopharma Trading AD-Sofia	127	24,833	142,554.60
Chimimport AD-Sofia	112	78,935	131,331.63

TOP 5

Members

Trades		Turnover (BGN)	
Inv. Intermediary "Karoll" AD	1,616	Inv. Intermediary "Real Finance" AD	6,733,100.80
Inv. Intermediary "Elana Trading" AD	871	Inv. Intermediary "Euro - Finance" AD	6,484,192.57
Inv. Intermediary "First Financial Brokerage House" EOOD	769	Inv. Intermediary "ABV Investments" EOOD	6,481,221.93
Inv. Intermediary "BenchMark Finance" AD	465	Inv. Intermediary "Capman" AD	5,224,727.13
Inv. Intermediary "Capman" AD	325	Inv. Intermediary "First Financial Brokerage House" EOOD	4,766,583.08

TOP 30

Capitalization as of 30 November 2019

Issues of shares on the BSE Main Market

Issue	Issuer	Nominal (BGN)	Amount (Shares)	Closing price (BGN)	Capitalization (BGN)
7TH	Tchaikapharma High Quality Medicines AD-Sofia	1.00	82,200,000	10.4000	854,880,000.00
3JR	Sopharma AD-Sofia	1.00	134,797,899	3.4100	459,660,835.59
GR6	Gradus AD-Stara Zagora	1.00	243,608,710	1.6850	410,480,676.35
3CZ	CEZ Distribution Bulgaria AD-Sofia	1.00	1,928,000	212.0000	408,736,000.00
6C4	Chimimport AD-Sofia	1.00	239,646,267	1.6500	395,416,340.55
5F4	CB First Investment Bank AD-Sofia	1.00	110,000,000	2.9600	325,600,000.00
OSP	Speedy AD-Sofia	1.00	5,377,619	51.5000	276,947,378.50
4EH	Eurohold Bulgaria AD-Sofia	1.00	197,525,600	1.4000	276,535,840.00
1VX	Velgraf Asset Management AD-Sofia	1.00	68,979,758	3.9200	270,400,651.36
5V2	Holding Varna AD-Varna	1.00	6,485,897	39.8000	258,138,700.60
5MB	Monbat AD-Sofia	1.00	39,000,000	6.3000	245,700,000.00
5MH	M+S Hydraulic AD-Kazanlak	1.00	39,445,200	5.9500	234,698,940.00
4CF	CB Central Cooperative Bank AD-Sofia	1.00	127,129,970	1.5550	197,687,103.35
SO5	Sopharma Trading AD-Sofia	1.00	32,905,009	5.7500	189,203,801.75
6AB	Albena AD-Albena	1.00	4,273,126	39.8000	170,070,414.80
5BN	CB Bulgarian American Credit Bank AD-Sofia	1.00	24,691,313	6.4500	159,258,968.85
6A6	Advance Terrafund REIT-Sofia	1.00	85,110,091	1.8500	157,453,668.35
6S6	Sopharma Properties REIT-Sofia	1.00	21,415,928	6.4000	137,061,939.20
EHN	Synthetica AD-Sofia	1.00	3,000,000	43.0000	129,000,000.00
GTH	Galata Investment Company AD-Varna	1.00	68,571,234	1.8600	127,542,495.24
6AM	Alcomet AD-Shumen	1.00	17,952,959	7.0500	126,568,360.95
6R2	Rodna Zemya Holding AD-Dobrich	1.00	56,010,597	2.1000	117,622,253.70
94G	235 Holdings AD-Sofia	1.00	5,109,000	22.6000	115,463,400.00
58E	Himnsnab Bulgaria AD-Sofia	1.00	2,494,631	46.2000	115,251,952.20
1CZ	CEZ Electro Bulgaria AD-Sofia	10.00	5,000	23,000.0000	115,000,000.00
5H4	Balkan and Sea Properties REIT-Varna	1.00	6,925,156	16.6000	114,957,589.60
5CQ	Capital Management SPV-Sofia	1.00	1,758,296	63.0000	110,772,648.00
4ID	Industrial Holding Bulgaria PLC-Sofia	1.00	107,400,643	1.0000	107,400,643.00
5SR	Stara Planina Hold AD-Sofia	1.00	21,000,000	4.8800	102,480,000.00
6N3	Holding Nov Vek AD-Sofia	1.00	5,610,437	17.1000	95,938,472.70

Premium Equities Segment

Issue	Issuer	Nominal (BGN)	Amount (Shares)	Closing price (BGN)	Capitalisation (BGN)
3JR	Sopharma AD-Sofia	1.00	134,797,899	3.4100	459,660,835.59
4CF	CB Central Cooperative Bank AD-Sofia	1.00	127,129,970	1.5550	197,687,103.35
4KX	Korado Bulgaria AD-Strazhitsa	1.00	13,168,614	6.4500	84,937,560.30
5F4	CB First Investment Bank AD-Sofia	1.00	110,000,000	2.9600	325,600,000.00
5MB	Monbat AD-Sofia	1.00	39,000,000	6.3000	245,700,000.00
6C4	Chimimport AD-Sofia	1.00	239,646,267	1.6500	395,416,340.55
SKK	Sirma Group Holding JSC-Sofia	1.00	59,360,518	0.6500	38,584,336.70

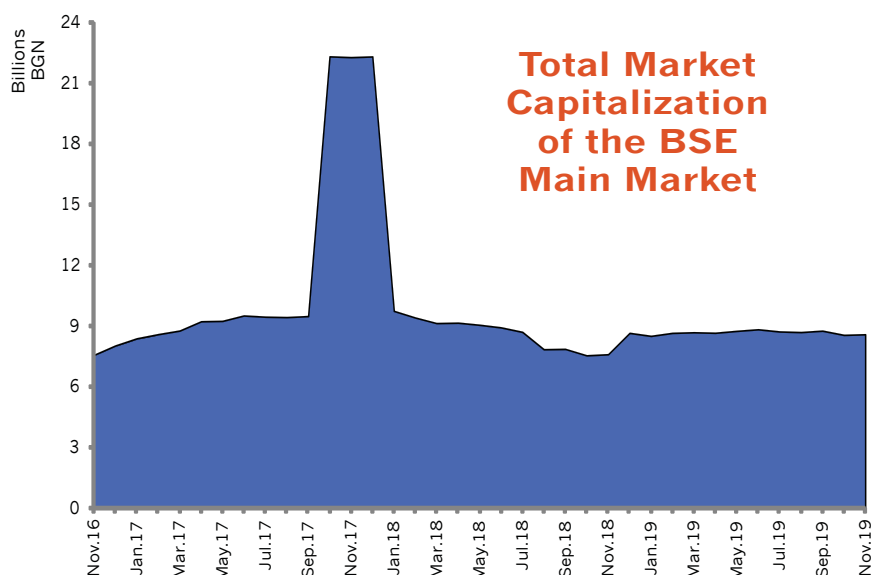
Standard Equities Segment

Issue	Issuer	Nominal (BGN)	Amount (Shares)	Closing price (BGN)	Capitalisation (BGN)
94G	235 Holdings AD-Sofia	1.00	5,109,000	22.6000	115,463,400.00
A72	Agria Group Holding AD-Varna	1.00	6,800,000	7.1500	48,620,000.00
6AB	Albena AD-Albena	1.00	4,273,126	39.8000	170,070,414.80
6AM	Alcomet AD-Shumen	1.00	17,952,959	7.0500	126,568,360.95
A4L	Allterco AD-Sofia	1.00	15,000,000	3.1000	46,500,000.00
A00	BG Agro AD-Varna	1.00	40,357,440	1.6000	64,571,904.00
5BP	Billboard AD-Sofia	1.00	15,000,000	0.3100	4,650,000.00
5BR	Bulgarian River Shipping AD-Ruse	1.00	35,708,674	0.5550	19,818,314.07
BSO	Bulgarian Stock Exchange-Sofia	1.00	6,582,860	4.5400	29,886,184.40
5BN	CB Bulgarian American Credit Bank AD-Sofia	1.00	24,691,313	6.4500	159,258,968.85
5CP	CB Texim Bank AD-Sofia	1.00	27,995,036	2.4800	69,427,689.28
3CZ	CEZ Distribution Bulgaria AD-Sofia	1.00	1,928,000	212.0000	408,736,000.00
1CZ	CEZ Electro Bulgaria AD-Sofia	10.00	5,000	23,000.0000	115,000,000.00
5DOV	Doverie United Holding PLC-Sofia	1.00	18,736,099	2.9600	55,458,853.04
OEA	Elana Agrocredit AD-Sofia	1.00	36,629,925	1.1400	41,758,114.50
52E	Elhim Iskra AD-Pazardzhik	1.00	25,108,410	0.8600	21,593,232.60
57E	EMKA AD-Sevlievo	1.00	21,699,726	2.4000	52,079,342.40
5EO	Etropal AD-Etropole	1.00	5,000,000	5.7000	28,500,000.00
4EH	Eurohold Bulgaria AD-Sofia	1.00	197,525,600	1.4000	276,535,840.00
4F6	Fazerles AD-Silistra	1.00	515,000	20.0000	10,300,000.00
4F8	Formoplast AD-Kardzhali	1.00	3,798,905	5.6500	21,463,813.25
GTH	Galata Investment Company AD-Varna	1.00	68,571,234	1.8600	127,542,495.24
GR6	Gradus AD-Stara Zagora	1.00	243,608,710	1.6850	410,480,676.35
58E	Himnab Bulgaria AD-Sofia	1.00	2,494,631	46.2000	115,251,952.20
6N3	Holding Nov Vek AD-Sofia	1.00	5,610,437	17.1000	95,938,472.70
4HS	Holding Sveta Sofia AD-Sofia	1.00	9,940,391	3.8800	38,568,717.08
5V2	Holding Varna AD-Varna	1.00	6,485,897	39.8000	258,138,700.60
4HE	Hydraulic Elements and Systems AD-Yambol	1.00	18,193,752	4.2400	77,141,508.48
4I8	Industrial Capital Holding AD-Sofia	1.00	15,864,544	2.0400	32,363,669.76
4ID	Industrial Holding Bulgaria PLC-Sofia	1.00	107,400,643	1.0000	107,400,643.00
6R1	Industry Development Holding JSC-Sofia	1.00	9,980,925	2.1800	21,758,416.50
4IN	Investor.BG AD-Sofia	1.00	4,782,362	16.4000	78,430,736.80
4L4	Lavena AD-Shumen	1.00	9,919,410	3.7200	36,900,205.20
5MH	M+S Hydraulic AD-Kazanlak	1.00	39,445,200	5.9500	234,698,940.00
178B	Neo London Capital PLC-Sofia	100.00	99,950	140.0000	13,993,000.00
3NB	Neochim AD-Dimitrovgrad	1.00	2,654,358	19.7000	52,290,852.60
5ODE	Odessos Shiprepair Yard AD-Varna	1.00	586,642	84.5000	49,571,249.00
4O1	Oil and Gas Exploration and Production AD-Sofia	1.00	12,228,062	6.1500	75,202,581.30
5PET	Petrol AD-Sofia	4.00	27,312,403	0.6000	16,387,441.80
P2B	Port Flot-Burgas AD-Burgas	1.00	10,000,000	4.0800	40,800,000.00
RGL	Regala Invest AD-Varna	1.00	18,428,734	2.8200	51,969,029.88
6R2	Rodna Zemya Holding AD-Dobrich	1.00	56,010,597	2.1000	117,622,253.70
6S4	Severcoop Gamza Holding AD-Sofia	2.00	5,347,798	3.6000	19,252,072.80

Issue	Issuer	Nominal (BGN)	Amount (Shares)	Closing price (BGN)	Capitalisation (BGN)
6S5	Sila Holding AD-Stara Zagora	1.00	36,852,997	2.2000	81,076,593.40
6SOA	Sofia Commerce-Pawn Brokerage AD-Sofia	1.00	2,172,315	6.3500	13,794,200.25
6SOP	Sofia Commerce-Pawn Brokerage AD-Sofia	1.00	201,154	7.0000	1,408,078.00
SO5	Sopharma Trading AD-Sofia	1.00	32,905,009	5.7500	189,203,801.75
OSP	Speedy AD-Sofia	1.00	5,377,619	51.5000	276,947,378.50
3NJ	SS Konstantine And Elena Holding AD-Varna	1.00	2,309,561	21.8000	50,348,429.80
5SR	Stara Planina Hold AD-Sofia	1.00	21,000,000	4.8800	102,480,000.00
6S7	Synergon Holding AD-Sofia	1.00	18,358,849	1.0000	18,358,849.00
EHN	Synthetica AD-Sofia	1.00	3,000,000	43.0000	129,000,000.00
7TH	Tchaikapharma High Quality Medicines AD-Sofia	1.00	82,200,000	10.4000	854,880,000.00
3TV	Toplivo AD-Sofia	1.00	5,416,829	2.8000	15,167,121.20
T57	Trace Group Hold AD-Sofia	1.00	24,200,000	3.3400	80,828,000.00
1VX	Velgraf Asset Management AD-Sofia	1.00	68,979,758	3.9200	270,400,651.36
4PX	Yuri Gagarin PLC-Plovdiv	1.00	1,003,904	6.3000	6,324,595.20
T43	Zarneni Hrani Bulgaria AD-Sofia	1.00	195,660,287	0.2240	43,827,904.29
3ZL	Zlatni Pyasatsi AD-Varna	1.00	6,493,577	1.8500	12,013,117.45

Special Purpose Vehicles Segment

Issue	Issuer	Nominal (BGN)	Amount (Shares)	Closing price (BGN)	Capitalisation (BGN)
5AX	Aktiv Properties REIT-Plovdiv	9.00	2,192,011	6.0000	13,152,066.00
5BD	Bulland Investments REIT-Sofia	1.00	15,008,125	1.0700	16,058,693.75
5BU	Bulgarian Real Estate Fund REIT-Sofia	1.00	34,641,925	1.9900	68,937,430.75
5CQ	Capital Management SPV-Sofia	1.00	1,758,296	63.0000	110,772,648.00
5EX	Exclusive Property REIT-Sofia	1.00	9,452,340	1.1800	11,153,761.20
5H4	Balkan and Sea Properties REIT-Varna	1.00	6,925,156	16.6000	114,957,589.60
6A6	Advance Terrafund REIT-Sofia	1.00	85,110,091	1.8500	157,453,668.35
6F3	FairPlay Properties REIT-Sofia	1.00	33,145,400	0.4900	16,241,246.00
6S6	Sopharma Properties REIT-Sofia	1.00	21,415,928	6.4000	137,061,939.20
6SB	Super Borovetz Property Fund REIT-Varna	1.00	16,179,999	2.4600	39,802,797.54
9BH	Bulgarian Receivables Fund SPE-Sofia	1.00	1,500,000	1.0200	1,530,000.00
BPY	Bravo Property Fund REIT-Sofia	1.00	36,700,000	1.0400	38,168,000.00
E7P	Expat Beta REIT-Sofia	1.00	5,143,190	0.8500	4,371,711.50
FAW	Finance Assistance Management SPV-Sofia	1.00	650,000		
RPR	Roi Property Fund REIT-Sofia	1.00	6,162,500	6.0000	36,975,000.00



Trade by Issues

November
2019

Premium Equities Segment

Issue	Issuer	Trades	Volume (lots)	Turnover (BGN)	Trading currency	Weighted & Corrected Values			Closing price	As from
						Average price	Min. price	Max. price		
3JR	Sopharma AD-Sofia	137	70,731	240,513.47	BGN	3.4000	3.3466	3.4417	3.4100	29.11.2019
4CF	CB Central Cooperative Bank AD-Sofia	48	36,029	56,282.61	BGN	1.5620	1.5250	1.6000	1.5550	29.11.2019
4KX	Korado Bulgaria AD-Strazhitsa	70	19,594	126,099.75	BGN	6.4360	6.4090	6.6500	6.4500	27.11.2019
5F4	CB First Investment Bank AD-Sofia	42	15,903	47,214.58	BGN	2.9690	2.9200	3.0445	2.9600	29.11.2019
5MB	Monbat AD-Sofia	50	10,488	66,072.65	BGN	6.3000	6.2186	6.3500	6.3000	29.11.2019
6C4	Chimimport AD-Sofia	112	78,935	131,331.63	BGN	1.6640	1.6341	1.7015	1.6500	29.11.2019
SKK	Sirma Group Holding JSC-Sofia	44	67,827	45,076.76	BGN	0.6650	0.6531	0.6900	0.6500	27.11.2019

Standard Equities Segment

Issue	Issuer	Trades	Volume (lots)	Turnover (BGN)	Trading currency	Weighted & Corrected Values			Closing price	As from
						Average price	Min. price	Max. price		
OEA	Elana Agrocredit AD-Sofia	53	370,830	418,870.85	BGN	1.1300	1.1150	1.1400	1.1400	29.11.2019
OSP	Speedy AD-Sofia	40	3,129	154,101.60	BGN	49.2490	49.0017	51.5000	51.5000	27.11.2019
17BB	Neo London Capital PLC-Sofia	1	2	280.00	BGN	140.0000	140.0000	140.0000	140.0000	19.11.2019
1CZ	CEZ Electro Bulgaria AD-Sofia	4	23	522,400.00	BGN	22,713.0430	22,600.0000	23,000.0000	23,000.0000	28.11.2019
1VX	Velgraf Asset Management AD-Sofia	8	40,700	159,234.00	BGN	3.9120	3.9000	3.9200	3.9200	29.11.2019
3CZ	CEZ Distribution Bulgaria AD-Sofia	55	371	75,670.00	BGN	203.9620	196.1522	211.5385	212.0000	29.11.2019
3NB	Necchim AD-Dimitrovgrad	17	293	5,042.10	BGN	17.2090	15.1000	19.0932	19.7000	29.11.2019
3NJ	SS Konstantine And Elena Holding AD-Varna	4	185	3,815.00	BGN	20.6220	20.6216	20.6216	21.8000	27.11.2019
3ZL	Zlatni Pyasatsi AD-Varna	2	98	181.30	BGN	1.8500	1.8500	1.8500	1.8500	19.11.2019
4EH	Eurohold Bulgaria AD-Sofia	36	860,725	1,334,259.79	BGN	1.5500	1.4600	1.7000	1.4000	29.11.2019
4F6	Fazerles AD-Silistra	9	211	4,217.00	BGN	19.9860	19.7455	20.2000	20.0000	26.11.2019
4F8	Formoplast AD-Kardzhali	6	640	3,616.00	BGN	5.6500	5.6500	5.6500	5.6500	25.11.2019
4HE	Hydraulic Elements and Systems AD-Yambol	57	9,526	41,915.48	BGN	4.4000	4.2570	4.6000	4.2400	29.11.2019
4HS	Holding Sveta Sofia AD-Sofia	30	3,281	12,414.46	BGN	3.7840	3.6273	3.8614	3.8800	29.11.2019
4I8	Industrial Capital Holding AD-Sofia	19	6,720	14,114.00	BGN	2.1000	2.0400	2.1686	2.0400	27.11.2019
4ID	Industrial Holding Bulgaria PLC-Sofia	77	353,637	353,854.83	BGN	1.0010	0.9900	1.0169	1.0000	29.11.2019
4IN	Investor.BG AD-Sofia	2	100	1,570.00	BGN	15.7000	15.0000	16.4000	16.4000	06.11.2019
4L4	Lavena AD-Shumen	12	2,497	9,178.30	BGN	3.6760	3.5000	3.7200	3.7200	26.11.2019
4O1	Oil and Gas Exploration and Production AD-Sofia	10	1,029	6,779.90	BGN	6.5890	6.1500	6.7929	6.1500	27.11.2019
4PX	Yuri Gagarin PLC-Plovdiv	5	313	2,035.90	BGN	6.5040	6.2857	6.9000	6.3000	15.11.2019
52E	Elhim Iskra AD-Pazardzhik	22	34,753	31,206.95	BGN	0.8980	0.8500	0.9200	0.8600	27.11.2019
57E	EMKA AD-Sevlievo	5	2,100	5,040.00	BGN	2.4000	2.4000	2.4000	2.4000	19.11.2019
58E	Himsnab Bulgaria AD-Sofia	2	590	27,258.00	BGN	46.2000	46.2000	46.2000	46.2000	12.11.2019
5BN	CB Bulgarian American Credit Bank AD-Sofia	3	830	5,353.50	BGN	6.4500	6.4500	6.4500	6.4500	29.11.2019
5BP	Billboard AD-Sofia	5	7,657	2,232.21	BGN	0.2920	0.2660	0.3100	0.3100	27.11.2019
5BR	Bulgarian River Shipping AD-Ruse	3	2,200	1,274.43	BGN	0.5790	0.5550	0.5800	0.5550	18.11.2019
5CP	CB Texim Bank AD-Sofia	7	51,054	139,407.14	BGN	2.7310	2.4800	2.7600	2.4800	27.11.2019
5DOV	Doverie United Holding PLC-Sofia	111	522,235	1,515,406.30	BGN	2.9020	2.8913	3.0220	2.9600	29.11.2019
5MH	M+S Hydraulic AD-Kazanlak	37	267,514	1,577,914.50	BGN	5.8980	5.8083	6.0500	5.9500	27.11.2019
5ODE	Odessos Shiprepair Yard AD-Varna	88	1,919	158,830.00	BGN	82.7670	76.9259	89.8333	84.5000	29.11.2019
5PET	Petrol AD-Sofia	2	250	150.00	BGN	0.6000	0.6000	0.6000	0.6000	27.11.2019
5SR	Stara Planina Hold AD-Sofia	135	238,236	1,191,309.87	BGN	5.0010	4.9000	5.2000	4.8800	29.11.2019
5V2	Holding Varna AD-Varna	47	16,523	641,487.40	BGN	38.8240	37.8240	39.4324	39.8000	29.11.2019
6AB	Albena AD-Albena	33	23,150	925,854.60	BGN	39.9940	39.4000	41.2000	39.8000	29.11.2019
6AM	Alcomet AD-Shumen	40	3,560	27,186.50	BGN	7.6370	7.1310	8.0500	7.0500	29.11.2019
6N3	Holding Nov Vek AD-Sofia	28	2,968	50,045.50	BGN	16.8620	15.5000	17.0367	17.1000	29.11.2019
6R1	Industry Development Holding JSC-Sofia	5	300	628.50	BGN	2.0950	1.8500	2.1600	2.1800	15.11.2019
6R2	Rodna Zemya Holding AD-Dobrich	4	180,350	378,735.00	BGN	2.1000	2.1000	2.1000	2.1000	29.11.2019
6S4	Severcoop Gamza Holding AD-Sofia	11	66,147	244,722.60	BGN	3.7000	3.3000	3.6999	3.6000	29.11.2019
6S5	Sila Holding AD-Stara Zagora	1	150	330.00	BGN	2.2000	2.2000	2.2000	2.2000	26.11.2019
6S7	Synergon Holding AD-Sofia	12	7,624	7,357.19	BGN	0.9650	0.9200	0.9971	1.0000	26.11.2019

Trade by Issues

November
2019

Issue	Issuer	Trades	Volume (lots)	Turnover (BGN)	Trading currency	Weighted & Corrected Values			Closing price	As from
						Average price	Min. price	Max. price		
6SOA	Sofia Commerce-Pawn Brokerage AD-Sofia	76	14,120	86,559.05	BGN	6.1300	5.6912	6.3500	6.3500	29.11.2019
6SOP	Sofia Commerce-Pawn Brokerage AD-Sofia	6	893	6,117.40	BGN	6.8500	6.7901	7.0000	7.0000	27.11.2019
7TH	Tchaikapharma High Quality Medicines AD-Sofia	23	6,350	66,178.00	BGN	10.4220	10.3000	10.5613	10.4000	26.11.2019
A4L	Allterco AD-Sofia	25	10,601	33,724.32	BGN	3.1320	3.0577	3.2770	3.1000	26.11.2019
A72	Agria Group Holding AD-Varna	26	2,379	17,074.10	BGN	7.1770	7.1500	7.3000	7.1500	25.11.2019
BSO	Bulgarian Stock Exchange-Sofia	56	28,037	136,262.31	BGN	4.8600	4.5786	5.0000	4.5400	29.11.2019
EHN	Synthetica AD-Sofia	3	220	9,460.00	BGN	43.0000	43.0000	43.0000	43.0000	26.11.2019
GR6	Gradus AD-Stara Zagora	104	87,148	147,145.11	BGN	1.6850	1.6727	1.7000	1.6850	29.11.2019
GTH	Galata Investment Company AD-Varna	9	68,325	127,084.50	BGN	1.8600	1.8600	1.8600	1.8600	29.11.2019
P2B	Port Flot-Burgas AD-Burgas	1	50	204.00	BGN	4.0800	4.0800	4.0800	4.0800	04.11.2019
SO5	Sopharma Trading AD-Sofia	127	24,833	142,554.60	BGN	5.7410	5.6000	5.8964	5.7500	29.11.2019
T43	Zarneni Hrani Bulgaria AD-Sofia	22	153,595	33,826.75	BGN	0.2200	0.2100	0.2260	0.2240	28.11.2019
T57	Trace Group Hold AD-Sofia	72	29,770	98,146.24	BGN	3.2970	3.1800	3.4200	3.3400	29.11.2019

Special Purpose Vehicles Segment

Issue	Issuer	Trades	Volume (lots)	Turnover (BGN)	Trading currency	Weighted & Corrected Values			Closing price	As from
						Average price	Min. price	Max. price		
5AX	Aktiv Properties REIT-Plovdiv	38	18,541	100,925.45	BGN	5.4430	5.1889	6.5300	6.0000	28.11.2019
5BD	Bulland Investments REIT-Sofia	1	218,000	233,260.00	BGN	1.0700	1.0700	1.0700	1.0700	04.11.2019
5BU	Bulgarian Real Estate Fund REIT-Sofia	98	81,183	162,758.81	BGN	2.0050	1.9847	2.0400	1.9900	29.11.2019
5EX	Exclusive Property REIT-Sofia	2	2,000	2,300.00	BGN	1.1500	1.1500	1.1500	1.1800	29.11.2019
5H4	Balkan and Sea Properties REIT-Varna	4	13,035	216,381.00	BGN	16.6000	16.6000	16.6000	16.6000	14.11.2019
6A6	Advance Terrafund REIT-Sofia	166	236,853	447,851.40	BGN	1.8910	1.8461	1.9300	1.8500	29.11.2019
6F3	FairPlay Properties REIT-Sofia	4	9,965	4,877.92	BGN	0.4900	0.4860	0.4900	0.4900	28.11.2019
6S6	Sopharma Properties REIT-Sofia	23	10,342	66,925.00	BGN	6.4710	6.3976	6.5000	6.4000	22.11.2019
6SB	Super Borovetz Property Fund REIT-Varna	6	46,720	114,931.20	BGN	2.4600	2.4600	2.4600	2.4600	29.11.2019
BPY	Bravo Property Fund REIT-Sofia	6	58,497	60,790.23	BGN	1.0390	1.0300	1.0500	1.0400	25.11.2019
E7P	Expat Beta REIT-Sofia	20	3,546	2,994.35	BGN	0.8440	0.7000	0.9250	0.8500	22.11.2019

Bonds Segment

Issue	Issuer	Trades	Volume (lots)	Turnover (BGN)	Trading currency	Clean Prices (% of nominal)			As from	
						Average price	Min. price	Max. price		
0EA2	Elana Agrocredit AD-Sofia	1	10	11,779.14	EUR	100.0000	100.0000	100.0000	100.0000	25.11.2019
0FDD	Finance Direct AD-Sofia	6	95	189,263.55	EUR	100.0000	100.0000	100.0000	100.0000	11.11.2019
1BKA	IT Soft EAD-Sofia	1	100	100,000.00	BGN	100.0000	100.0000	100.0000	100.0000	20.11.2019
3D4A	Development Assets EAD-Sofia	8	2,288	2,360,761.47	BGN	100.5000	100.5000	100.5000	100.5000	11.11.2019
4CFB	CB Central Cooperative Bank AD-Sofia	1	4	8,285.14	EUR	102.5000	102.5000	102.5000	102.5000	18.11.2019
5CGA	CEE Properties REIT-Sofia	1	50	50,250.00	BGN	100.5000	100.5000	100.5000	100.5000	20.11.2019
5MBA	Monbat AD-Sofia	4	10	19,325.63	EUR	97.8500	97.0000	98.5000	97.5000	15.11.2019
6TMA	TEC Maritsa 3 AD-Dimitrovgrad	1	90	91,315.57	BGN	100.0000	100.0000	100.0000	100.0000	29.11.2019
8AVA	Asterion Bulgaria AD-Sofia	2	173	199,614.92	EUR	100.0000	100.0000	100.0000	100.0000	20.11.2019
B2GA	Bulgarian Airways Group EAD-Sofia	8	3,800	3,860,369.34	BGN	100.2500	100.1000	100.8005	100.1000	08.11.2019
BOHB	BGI Group AD-Sofia	1	95	97,686.03	BGN	100.0000	100.0000	100.0000	100.0000	20.11.2019
BULA	Bulgarplod-Sofia AD-Sofia	1	115	117,662.33	BGN	100.0000	100.0000	100.0000	100.0000	20.11.2019
E8DA	Eurolease Group EAD-Sofia	1	450	456,823.77	BGN	100.0000	100.0000	100.0000	100.0000	20.11.2019
S28H	Starcom Holding AD-Etropole	3	2,101	2,105,547.96	BGN	100.0000	100.0000	100.0000	100.0000	29.11.2019
VP9A	VEI project AD-Tsaparevo	1	1	19,558.37	EUR	20.0000	20.0000	20.0000	20.0000	26.11.2019

Trade by Issues

November
2019

Compensatory Instruments Segment

Issue	Issuer	Trades	Volume (lots)	Turnover (BGN)	Trading currency	Weighted Values			Closing price	As from
						Average price	Min. price	Max. price		
BLKB	Housing compensation notes under the CONP Act	10	54,912	13,966.15	BGN	0.2540	0.2450	0.2960	0.2450	25.11.2019
BLKC	Registered compensation vouchers under the OUFL Act and RLFLFF Act	62	202,074	177,727.77	BGN	0.8800	0.8010	0.8990	0.8990	29.11.2019
BLKD	Compensation notes under the CONP Act	33	444,949	113,567.21	BGN	0.2550	0.2400	0.2750	0.2700	29.11.2019

Exchange Traded Products Segment

Issue	Issuer	Trades	Volume (lots)	Turnover (BGN)	Trading currency	Weighted Values			Closing price	As from
						Average price	Min. price	Max. price		
6F3N	FairPlay Properties REIT-Sofia	2	200,000	400.00	BGN	0.0020	0.0020	0.0020	0.0020	27.11.2019
BGX	Expat Bulgaria SOFIX UCITS ETF	24	44,743	42,004.95	BGN	0.9390	0.9300	0.9740	0.9420	29.11.2019
CZX	Expat Czech PX UCITS ETF	3	1,034	1,916.31	EUR	0.9480	0.9280	0.9760	0.9760	29.11.2019
ECDC	Expat Croatia CROBEX UCITS ETF	1	5	9.42	EUR	0.9630	0.9630	0.9630	0.9630	29.11.2019
GRX	Expat Greece ASE UCITS ETF	1	5	9.68	EUR	0.9900	0.9900	0.9900	0.9900	29.11.2019
HUBE	Expat Hungary BUX UCITS ETF	1	285	486.06	EUR	0.8720	0.8720	0.8720	0.8720	21.11.2019
MKK1	Expat Macedonia MBI10 UCITS ETF	2	95	254.77	EUR	1.3710	1.3690	1.4100	1.4100	29.11.2019
ROX	Expat Romania BET UCITS ETF	3	295	665.20	EUR	1.1530	1.1490	1.1700	1.1700	29.11.2019
SK9A	Expat Slovakia SAX UCITS ETF	2	155	261.61	EUR	0.8630	0.8620	0.8920	0.8920	29.11.2019
SLQX	Expat Slovenia SBI TOP UCITS ETF	1	5	9.18	EUR	0.9390	0.9390	0.9390	0.9390	29.11.2019

Government Securities Segment

Issue	Issuer	Trades	Volume (lots)	Turnover (BGN)	Trading currency	Clean Prices (% of nominal)			Closing price	As from
						Average price	Min. price	Max. price		
BLKV	Ministry of Finance	1	417	499,358.59	BGN	118.5600	118.5560	118.5560	118.5560	28.11.2019
BLKW	Ministry of Finance	2	570	1,502,464.26	EUR	133.8000	133.7650	133.8130	133.7650	28.11.2019

Subscription Rights Segment (No trades in the reported period)

IPO Segment (No trades in the reported period)

Privatisation Segment (No trades in the reported period)

Total trading statistics on a regulated market with indices components

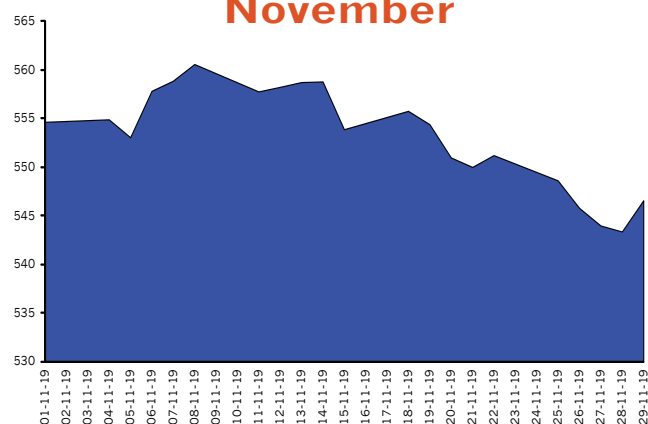
Index	Volume Traded		Value Traded		Trades	
	Total volume (lots)	% of total volume	Total turnover (BGN)	% of total turnover	All trades #	% of all trades
SOFIX	2,832,197	62.81%	6,533,980.78	49.93%	1,158	46.90%
BGBX 40	3,801,916	84.32%	10,964,780.83	83.79%	2,258	91.45%
BG REIT	396,332	8.79%	1,042,847.86	7.97%	312	12.64%
BG TR30	3,598,039	79.80%	10,507,413.05	80.29%	1,702	68.93%
CGIX *	584,572	12.96%	1,979,989.24	15.13%	535	21.67%

Market capitalisation of indices components

Index	Total (BGN)	% of total capitalization
SOFIX	3,208,882,957.58	37.23%
BGBX 40	6,315,831,213.84	73.28%
BG REIT	479,752,237.24	5.57%
BG TR30	5,351,445,774.11	62.09%
CGIX *	1,493,071,978.64	17.32%

* CGIX is an index of the National Corporate Governance Commission, which is just computed and promoted by BSE as from September 19, 2011.

SOFIX in November

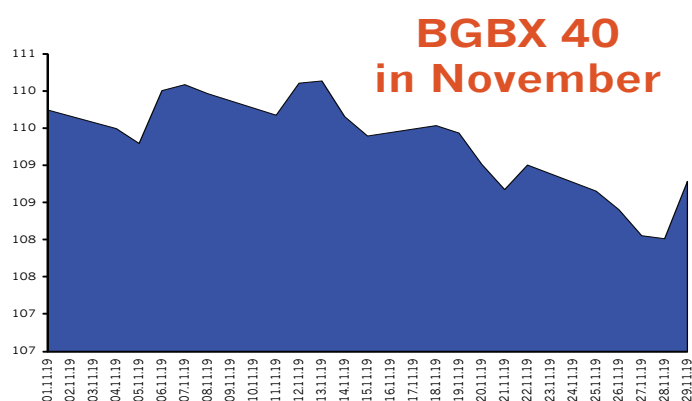


SOFIX Components

Issuer	Min. price	Max. price	Volume (lots)	Trades	Turnover (BGN)
Advance Terrafund REIT-Sofia	1.8300	1.9300	236,853	166	447,851.40
Albena AD-Albena	39.4000	41.2000	23,150	33	925,854.60
Gradus AD-Stara Zagora	1.6500	1.7100	87,148	104	147,145.11
Doverie United Holding PLC-Sofia	2.8800	3.0800	522,235	111	1,515,406.30
Eurohold Bulgaria AD-Sofia	1.4000	1.7300	860,725	36	1,334,259.79
Elana Agrocredit AD-Sofia	1.1100	1.1400	370,830	53	418,870.85
Industrial Holding Bulgaria PLC-Sofia	0.9750	1.0200	353,637	77	353,854.83
Monbat AD-Sofia	6.2000	6.3500	10,488	50	66,072.65
Sirma Group Holding JSC-Sofia	0.6500	0.6900	67,827	44	45,076.76
Sopharma AD-Sofia	3.3300	3.4500	70,731	137	240,513.47
CB First Investment Bank AD-Sofia	2.9200	3.0600	15,903	42	47,214.58
CB Central Cooperative Bank AD-Sofia	1.5250	1.6150	36,029	48	56,282.61
Bulgarian Real Estate Fund REIT-Sofia	1.9800	2.0400	81,183	98	162,758.81
Chimimport AD-Sofia	1.6250	1.7100	78,935	112	131,331.63
Holding Varna AD-Varna	37.6000	39.8000	16,523	47	641,487.40

BGBX 40 Components

Issuer	Min. price	Max. price	Volume (lots)	Trades	Turnover (BGN)
Agria Group Holding AD-Varna	7.1500	7.3000	2,379	26	17,074.10
Advance Terrafund REIT-Sofia	1.8300	1.9300	236,853	166	447,851.40
Albena AD-Albena	39.4000	41.2000	23,150	33	925,854.60
Alcomet AD-Shumen	7.0500	8.5500	3,560	40	27,186.50
Allterco AD-Sofia	3.0000	3.4600	10,601	25	33,724.32
Bravo Property Fund REIT-Sofia	1.0300	1.0500	58,497	6	60,790.23
Bulgarian Stock Exchange-Sofia	4.5400	5.0500	28,037	56	136,262.31
Gradus AD-Stara Zagora	1.6500	1.7100	87,148	104	147,145.11
Doverie United Holding PLC-Sofia	2.8800	3.0800	522,235	111	1,515,406.30
Eurohold Bulgaria AD-Sofia	1.4000	1.7300	860,725	36	1,334,259.79
Elana Agrocredit AD-Sofia	1.1100	1.1400	370,830	53	418,870.85
Zarneni Hrani Bulgaria AD-Sofia	0.2100	0.2260	153,595	22	33,826.75
Industrial Capital Holding AD-Sofia	2.0400	2.2000	6,720	19	14,114.00
Industrial Holding Bulgaria PLC-Sofia	0.9750	1.0200	353,637	77	353,854.83
Odessos Shiprepair Yard AD-Varna	70.5000	90.0000	1,919	88	158,830.00
Korado Bulgaria AD-Strazhitsa	6.4000	6.7000	19,594	70	126,099.75
Monbat AD-Sofia	6.2000	6.3500	10,488	50	66,072.65
M+S Hydraulic AD-Kazanlak	5.8000	6.0500	267,514	37	1,577,914.50
Neochim AD-Dimitrovgrad	15.1000	19.7000	293	17	5,042.10
Severcoop Gamza Holding AD-Sofia	3.3000	3.7000	66,147	11	244,722.60
Synergon Holding AD-Sofia	0.9200	1.0000	7,624	12	7,357.19
Sirma Group Holding JSC-Sofia	0.6500	0.6900	67,827	44	45,076.76
Sopharma AD-Sofia	3.3300	3.4500	70,731	137	240,513.47
Sopharma Properties REIT-Sofia	6.3500	6.5000	10,342	23	66,925.00
Sopharma Trading AD-Sofia	5.6000	5.9000	24,833	127	142,554.60
Sofia Commerce-Pawn Brokerage AD-Sofia	5.6500	6.3500	14,120	76	86,559.05
Speedy AD-Sofia	49.0000	51.5000	3,129	40	154,101.60
Stara Planina Hold AD-Sofia	4.8800	5.2500	238,236	135	1,191,309.87
CB First Investment Bank AD-Sofia	2.9200	3.0600	15,903	42	47,214.58
CB Central Cooperative Bank AD-Sofia	1.5250	1.6150	36,029	48	56,282.61
Trace Group Hold AD-Sofia	3.1800	3.4800	29,770	72	98,146.24
Bulgarian Real Estate Fund REIT-Sofia	1.9800	2.0400	81,183	98	162,758.81
Hydraulic Elements and Systems AD-Yambol	4.2400	4.6400	9,526	57	41,915.48
Chimimport AD-Sofia	1.6250	1.7100	78,935	112	131,331.63
Holding Varna AD-Varna	37.6000	39.8000	16,523	47	641,487.40
Holding Nov Vek AD-Sofia	15.1000	17.5000	2,968	28	50,045.50
Holding Sveta Sofia AD-Sofia	3.5800	3.9400	3,281	30	12,414.46
Tchaikapharma High Quality Medicines AD-Sofia	10.3000	10.6000	6,350	23	66,178.00
CEZ Distribution Bulgaria AD-Sofia	195.0000	212.0000	371	55	75,670.00
Yuri Gagarin PLC-Plovdiv	6.2000	6.9000	313	5	2,035.90



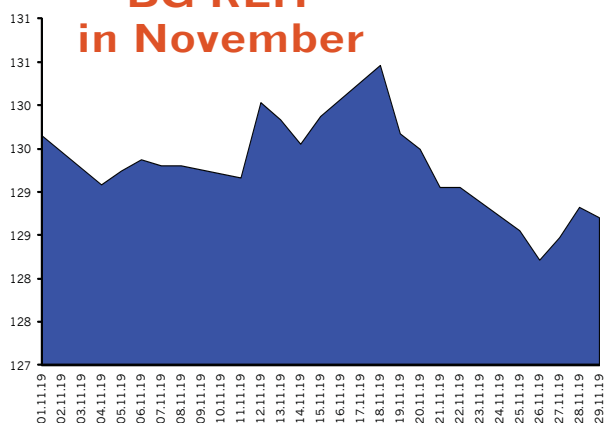
BG REIT Components

Issuer	Min. price	Max. price	Volume (lots)	Trades	Turnover (BGN)
Advance Terrafund REIT-Sofia	1.8300	1.9300	236,853	166	447,851.40
Aktiv Properties REIT-Plovdiv	5.1500	6.7500	18,541	38	100,925.45
Balkan and Sea Properties REIT-Varna	16.6000	16.6000	13,035	4	216,381.00
Roi Property Fund REIT-Sofia	n/a	n/a	0	0	0.00
Super Borovetz Property Fund REIT-Varna	2.4600	2.4600	46,720	6	114,931.20
Bulgarian Real Estate Fund REIT-Sofia	1.9800	2.0400	81,183	98	162,758.81
CCB Real Estate Fund REIT	n/a	n/a	0	0	0.00

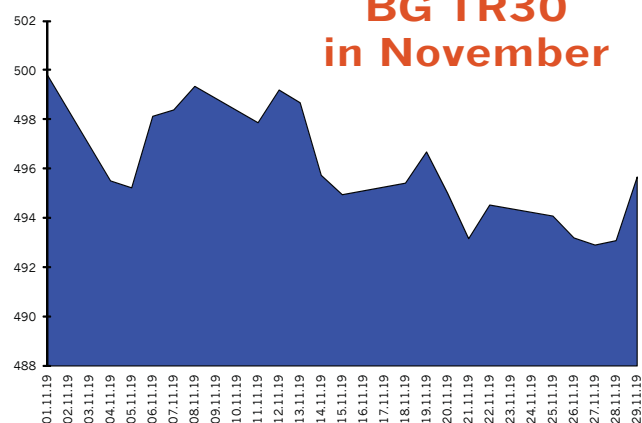
BG TR30 Components

Issuer	Min. price	Max. price	Volume (lots)	Trades	Turnover (BGN)
235 Holdings AD-Sofia	n/a	n/a	0	0	0.00
Advance Terrafund REIT-Sofia	1.8300	1.9300	236,853	166	447,851.40
Albena AD-Albena	39.4000	41.2000	23,150	33	925,854.60
Balkan and Sea Properties REIT-Varna	16.6000	16.6000	13,035	4	216,381.00
Velgraf Asset Management AD-Sofia	3.9000	3.9200	40,700	8	159,234.00
Gradus AD-Stara Zagora	1.6500	1.7100	87,148	104	147,145.11
Doverie United Holding PLC-Sofia	2.8800	3.0800	522,235	111	1,515,406.30
Eurohold Bulgaria AD-Sofia	1.4000	1.7300	860,725	36	1,334,259.79
Elana Agrocredit AD-Sofia	1.1100	1.1400	370,830	53	418,870.85
Galata Investment Company AD-Varna	1.8600	1.8600	68,325	9	127,084.50
Investor.BG AD-Sofia	15.0000	16.4000	100	2	1,570.00
Industrial Holding Bulgaria PLC-Sofia	0.9750	1.0200	353,637	77	353,854.83
M+S Hydraulic AD-Kazanlak	5.8000	6.0500	267,514	37	1,577,914.50
Monbat AD-Sofia	6.2000	6.3500	10,488	50	66,072.65
Severcoop Gamza Holding AD-Sofia	3.3000	3.7000	66,147	11	244,722.60
Synthetica AD-Sofia	43.0000	43.0000	220	3	9,460.00
Sirma Group Holding JSC-Sofia	0.6500	0.6900	67,827	44	45,076.76
Sopharma AD-Sofia	3.3300	3.4500	70,731	137	240,513.47
Sopharma Properties REIT-Sofia	6.3500	6.5000	10,342	23	66,925.00
Sopharma Trading AD-Sofia	5.6000	5.9000	24,833	127	142,554.60
Stara Planina Hold AD-Sofia	4.8800	5.2500	238,236	135	1,191,309.87
CB First Investment Bank AD-Sofia	2.9200	3.0600	15,903	42	47,214.58
CB Central Cooperative Bank AD-Sofia	1.5250	1.6150	36,029	48	56,282.61
Trace Group Hold AD-Sofia	3.1800	3.4800	29,770	72	98,146.24
Bulgarian Real Estate Fund REIT-Sofia	1.9800	2.0400	81,183	98	162,758.81
Chimimport AD-Sofia	1.6250	1.7100	78,935	112	131,331.63
Holding Varna AD-Varna	37.6000	39.8000	16,523	47	641,487.40
Holding Nov Vek AD-Sofia	15.1000	17.5000	2,968	28	50,045.50
Holding Sveta Sofia AD-Sofia	3.5800	3.9400	3,281	30	12,414.46
CEZ Distribution Bulgaria AD-Sofia	195.0000	212.0000	371	55	75,670.00

BG REIT in November



BG TR30 in November

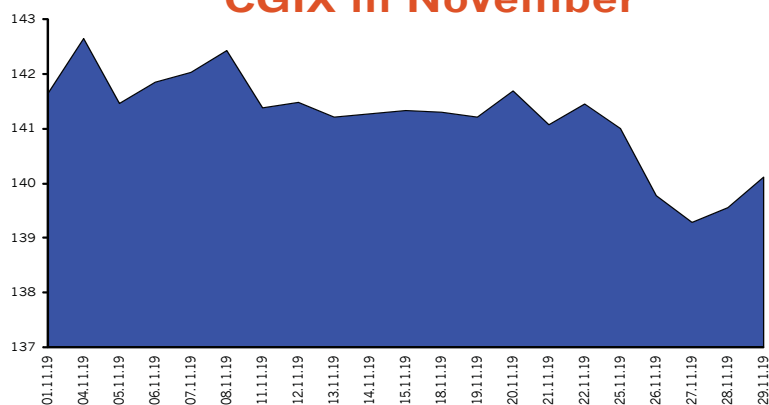


Corporate Governance Index CGIX

CGIX Components

Issuer	Min. price	Max. price	Volume (lots)	Trades	Turnover (BGN)
Albena AD-Albena	39.4000	41.2000	23,150	33	925,854.60
Bulgarian Stock Exchange-Sofia	4.5400	5.0500	28,037	56	136,262.31
Industrial Holding Bulgaria PLC-Sofia	0.9750	1.0200	353,637	77	353,854.83
Korado Bulgaria AD-Strazhitsa	6.4000	6.7000	19,594	70	126,099.75
Monbat AD-Sofia	6.2000	6.3500	10,488	50	66,072.65
Sopharma AD-Sofia	3.3300	3.4500	70,731	137	240,513.47
Chimimport AD-Sofia	1.6250	1.7100	78,935	112	131,331.63

CGIX in November



CGIX is the index of the companies enjoying good corporate governance as selected by the National Corporate Governance Commission.

The starting date of calculation of the CGIX is September 19, 2011.

CGIX is an index of the National Corporate Governance Commission but is currently computed and promoted by BSE.

The Rules on calculating the Corporate Governance Index (CGIX) are available in Bulgarian at http://download.bse-sofia.bg/others/CGIX_Index_Rules_BG.pdf

Premium Equities Segment* (based on non-consolidated reports**)

Issue	Issuer	P / E	P / S	P / B	P / EBIT	ROA	EBIT / Total Asts.	ROE	EBIT / Equity	Current Ratio	Debt / Equity	Assets Turnover
4CF	CB Central Cooperative Bank AD-Sofia			0.36							0.90	
5F4	CB First Investment Bank AD-Sofia	2.07	0.88	0.39		0.02		0.19			0.91	
6C4	Chimimport AD-Sofia	11.57	6.65	0.31	9.65	0.02	0.03	0.03	0.03	2.83	0.16	0.04
4KX	Korado Bulgaria AD-Strazhitsa	16.17	1.91	4.03	12.10	0.17	0.19	0.25	0.28	3.23	0.30	1.46
5MB	Monbat AD-Sofia	48.21	0.69	1.49	14.98	0.01	0.03	0.03	0.06	1.37	0.56	0.99
SKK	Sirma Group Holding JSC-Sofia	9.56	7.27	0.53	7.84	0.04	0.05	0.06	0.06	0.75	0.24	0.06
3JR	Sopharma AD-Sofia	10.88	1.91	0.81	6.80	0.06	0.07	0.08	0.09	1.41	0.25	0.34

Premium Equities Segment* (based on consolidated reports**)

Issue	Issuer	P / E	P / S	P / B	P / EBIT	ROA	EBIT / Total Asts.	ROE	EBIT / Equity	Current Ratio	Debt / Equity	Assets Turnover
4CF	CB Central Cooperative Bank AD-Sofia	3.38	0.98	0.33		0.01		0.11			0.91	
5F4	CB First Investment Bank AD-Sofia	1.88	0.83	0.38		0.02		0.20			0.91	
6C4	Chimimport AD-Sofia	5.13	0.02	0.26	2.39	0.05	0.08	0.06	0.10	1.15	0.82	10.22
4KX	Korado Bulgaria AD-Strazhitsa											
5MB	Monbat AD-Sofia	42.13	0.77	1.05	8.29	0.02	0.04	0.04	0.08	1.74	0.51	0.89
SKK	Sirma Group Holding JSC-Sofia	4.88	0.66	0.43	2.91	0.09	0.10	0.11	0.13	0.94	0.23	0.66
3JR	Sopharma AD-Sofia	14.05	0.34	0.85	5.01	0.05	0.07	0.06	0.09	1.04	0.54	1.92

Standard Equities Segment* (based on non-consolidated reports**)

Issue	Issuer	P / E	P / S	P / B	P / EBIT	ROA	EBIT / Total Asts.	ROE	EBIT / Equity	Current Ratio	Debt / Equity	Assets Turnover
94G	235 Holdings AD-Sofia			22.11						4.50		
A72	Agria Group Holding AD-Varna	28.15	9.78	0.91	13.50	0.01	0.03	0.03	0.06	0.95	0.58	0.04
6AB	Albena AD-Albena	14.01	1.68	0.37	5.17	0.02	0.02	0.03	0.03	0.35	0.25	0.17
6AM	Alcomet AD-Shumen	11.57	0.36	0.59	4.65	0.03	0.04	0.05	0.07	1.47	0.42	0.99
A4L	Allterco AD-Sofia	22.99	126.35	2.42	21.73	0.09	0.10	0.11	0.12	8.57	0.16	0.02
A00	BG Agro AD-Varna	1058.54	89.81	1.27	759.66					1.46	0.03	0.01
5BP	Billboard AD-Sofia	52.25	0.55	0.24	3.22		0.01		0.02	1.71	0.38	0.28
5BR	Bulgarian River Shipping AD-Ruse		1.71	0.29	52.15					0.55	0.20	0.13
BSO	Bulgarian Stock Exchange-Sofia	20.23	6.86	2.55	19.89	0.12	0.12	0.14	0.13	5.47	0.10	0.36
5BN	CB Bulgarian American Credit Bank AD-Sofia	13.05	3.48	0.85		0.01		0.07			0.87	
5CP	CB Texim Bank AD-Sofia	67.27	4.94	1.88				0.03			0.88	
3CZ	CEZ Distribution Bulgaria AD-Sofia		1.14	0.68	5.43					0.68	0.34	0.40
1CZ	CEZ Electro Bulgaria AD-Sofia	6.77	0.21	0.80	5.94	0.06	0.07	0.12	0.14	2.20	0.48	1.87
5DOV	Doverie United Holding PLC-Sofia			1.55	24.60					0.51	0.47	
0EA	Elana Agrocredit AD-Sofia	14.58	5.17	1.00	11.00	0.05	0.06	0.07	0.09	6.73	0.30	0.13
52E	Elhim Iskra AD-Pazardzhik	27.93	0.60	0.63	8.19	0.02	0.02	0.02	0.03	9.34	0.12	0.96
57E	EMKA AD-Sevlievo	17.18	0.52	1.31	8.66	0.07	0.08	0.08	0.09	5.22	0.13	2.22
5EO	Etropal AD-Etropole	770.27	3.85	5.60	34.21		0.02	0.01	0.06	0.89	0.63	0.56
4EH	Eurohold Bulgaria AD-Sofia	78.42	11.60	0.91	14.27	0.01	0.04	0.01	0.06	0.11	0.45	0.04
4F6	Fazerles AD-Silistra	643.75	0.68	0.48	12.53					15.60	0.06	0.66
4F8	Formoplast AD-Kardzhali		14.67	9.01	186.65					1.84	0.23	0.48
GTH	Galata Investment Company AD-Varna	685.71	26.14	1.66	644.15					4.21	0.01	0.06
GR6	Gradus AD-Stara Zagora			1.31		0.04	0.04	0.04	0.04	3.01	0.07	0.05
58E	Himsnab Bulgaria AD-Sofia	51.62	97.52	1.33	46.50	0.02	0.02	0.03	0.03	3.00	0.21	0.01
6N3	Holding Nov Vek AD-Sofia	18.37	8.26	1.66	10.49	0.04	0.07	0.10	0.18	3.72	0.50	0.08
4HS	Holding Sveta Sofia AD-Sofia	16.27	7.12	1.06	9.54	0.03	0.05	0.07	0.13	1.09	0.57	0.07
5V2	Holding Varna AD-Varna	51.79	23.96	1.31	28.88	0.02	0.03	0.03	0.04	3.10	0.24	0.04
4HE	Hydraulic Elements and Systems AD-Yambol	15.62	1.21	2.14	8.74	0.11	0.12	0.14	0.15	2.18	0.22	1.35

* Ratios are calculated on the base of the last weighted-average price as of the end of the month

** Financial reports data (ttm)

Methodology for Calculation of Financial Ratios is available at http://download.bse-sofia.bg/pdf/methodology_en.pdf

Financial Ratios

November
2019

Issue	Issuer	P / E	P / S	P / B	P / EBIT	ROA	EBIT / Total Asts.	ROE	EBIT / Equity	Current Ratio	Debt / Equity	Assets Turnover
4I8	Industrial Capital Holding AD-Sofia	16.57	9.68	1.24	16.54	0.07	0.07	0.08	0.08	6.65	0.07	0.13
4ID	Industrial Holding Bulgaria PLC-Sofia	8.81	7.90	0.42	8.50	0.05	0.05	0.05	0.05	2.36	0.06	0.05
6R1	Industry Development Holding JSC-Sofia	4.13	2.40	0.97	2.60	0.09	0.15	0.26	0.41	3.00	0.60	0.16
4IN	Investor.BG AD-Sofia	90.25	8.14	2.02	78.74	0.02	0.02	0.02	0.02	2.36	0.16	0.21
4L4	Lavena AD-Shumen	34.81	1.88	1.73	14.41	0.03	0.05	0.05	0.07	3.22	0.32	0.63
5MH	M+S Hydraulic AD-Kazanlak	20.48	2.05	3.04	11.56	0.12	0.13	0.15	0.16	3.35	0.17	1.19
178B	Neo London Capital PLC-Sofia	7.73		0.86	4.10	0.05	0.09	0.12	0.23	11.86	0.60	
3NB	Neochim AD-Dimitrovgrad		0.18	0.61	19.18					1.23	0.34	2.15
5ODE	Odessos Shiprepair Yard AD-Varna	31.15	1.34	0.77	12.24	0.02	0.02	0.02	0.03	1.91	0.09	0.52
4O1	Oil and Gas Exploration and Production AD-Sofia	25.79	2.94	0.80	8.76	0.02	0.03	0.03	0.04	2.11	0.23	0.21
5PET	Petrol AD-Sofia		0.03	1.08						1.41	0.88	4.27
P2B	Port Flot-Burgas AD-Burgas											
RGL	Regala Invest AD-Varna		125.12	2.22	182.83		0.01		0.01	1.35	0.14	0.02
6R2	Rodna Zemya Holding AD-Dobrich	11.09	5.61	1.29	7.41	0.05	0.08	0.14	0.20	1.68	0.52	0.11
6S4	Severcoop Gamza Holding AD-Sofia	14.39	4.42	0.85	6.06	0.02	0.06	0.06	0.14	2.19	0.62	0.08
6S5	Sila Holding AD-Stara Zagora	15.02	11.90	1.53	13.44	0.08	0.09	0.10	0.12	1.61	0.37	0.10
6SOA	Sofia Commerce-Pawn Brokerage AD-Sofia	14.51	2.50	1.37	12.50	0.09	0.10	0.10	0.11	5.92	0.16	0.50
SO5	Sopharma Trading AD-Sofia	9.72	0.24	2.20	6.14	0.05	0.06	0.23	0.30	1.09	0.80	2.01
OSP	Speedy AD-Sofia	20.89	2.01	5.07	9.05	0.11	0.14	0.24	0.30	0.66	0.61	1.18
3NJ	SS Konstantine And Elena Holding AD-Varna		11.54	1.30						0.68	0.45	0.06
5SR	Stara Planina Hold AD-Sofia	16.32	13.85	2.58	16.32	0.14	0.14	0.16	0.16	1.43	0.20	0.16
6S7	Synergon Holding AD-Sofia		3.29	0.14						0.75	0.30	0.03
EHN	Synthetica AD-Sofia		42.56	8.07	155.42		0.02		0.05	0.56	0.76	0.06
7TH	Tchaikapharma High Quality Medicines AD-Sofia	89.32	20.23	8.64	56.38	0.08	0.09	0.09	0.10	5.97	0.15	0.35
3TV	Toplivo AD-Sofia		0.07	0.14						1.99	0.39	1.13
T57	Trace Group Hold AD-Sofia	8.90	0.52	0.71	6.85	0.05	0.06	0.08	0.09	2.01	0.31	0.94
1VX	Velgraf Asset Management AD-Sofia	87.45	17.58	2.32	37.27	0.02	0.03	0.03	0.04	1.55	0.25	0.10
4PX	Yuri Gagarin PLC-Plovdiv		0.07	0.08	0.83		0.01		0.01	2.01	0.41	0.72
T43	Zarneni Hrani Bulgaria AD-Sofia	12.07	47.07	0.16	9.47	0.01	0.01	0.01	0.02	0.89	0.17	
3ZL	Zlatni Pyasatsi AD-Varna		1.10	0.12	42.75					4.23	0.06	0.10

Standard Equities Segment* (based on consolidated reports**)

Issue	Issuer	P / E	P / S	P / B	P / EBIT	ROA	EBIT / Total Asts.	ROE	EBIT / Equity	Current Ratio	Debt / Equity	Assets Turnover
94G	235 Holdings AD-Sofia		3,180.02	22.48						7.46	0.11	
A72	Agria Group Holding AD-Varna	4.02	0.17	0.34	1.86	0.10	0.16	0.23	0.36	1.13	0.59	2.37
6AB	Albena AD-Albena	19.89	1.30	0.37	4.83	0.01	0.02	0.02	0.02	0.48	0.31	0.22
6AM	Alcomet AD-Shumen	11.57	0.36	0.59	4.65	0.03	0.04	0.05	0.07	1.47	0.42	0.99
A4L	Allterco AD-Sofia	12.25	0.91	1.59	8.21	0.17	0.20	0.21	0.25	1.96	0.29	2.29
A00	BG Agro AD-Varna	22.33	0.73	0.95	9.22	0.05	0.07	0.05	0.07	0.98	0.41	1.68
5BP	Billboard AD-Sofia	51.67	0.13	0.23	1.27		0.04		0.06	0.89	0.54	1.24
5BR	Bulgarian River Shipping AD-Ruse		1.11	0.27						0.98	0.16	0.20
BSO	Bulgarian Stock Exchange-Sofia	7.94	2.73	1.94	6.58	0.31	0.35	0.35	0.39	1.17	0.82	0.90
5BN	CB Bulgarian American Credit Bank AD-Sofia	12.47	3.43	0.84		0.01			0.07		0.87	
5CP	CB Texim Bank AD-Sofia	65.19	4.81	1.86					0.03		0.88	
3CZ	CEZ Distribution Bulgaria AD-Sofia		1.12	0.67	4.96					0.71	0.34	0.41
5DOV	Doverie United Holding PLC-Sofia	6.27	0.34	0.74	2.39	0.17	0.30	0.33	0.57	0.89	0.72	3.25
5EO	Etropal AD-Etropole	606.38	3.56	5.46	33.81		0.02	0.01	0.06	0.92	0.64	0.61
4EH	Eurohold Bulgaria AD-Sofia	19.56	0.20	1.79	5.35	0.03	0.07	0.05	0.13	1.09	0.86	2.50

* Ratios are calculated on the base of the last weighted-average price as of the end of the month

** Financial reports data (ttm)

Methodology for Calculation of Financial Ratios is available at http://download.bse-sofia.bg/pdf/methodology_en.pdf

Financial Ratios

November
2019

Issue	Issuer	P / E	P / S	P / B	P / EBIT	ROA	EBIT / Total Asts.	ROE	EBIT / Equity	Current Ratio	Debt / Equity	Assets Turnover
GR6	Gradus AD-Stara Zagora			1.31		0.06	0.07	0.07	0.08	2.54	0.17	0.63
58E	Himnab Bulgaria AD-Sofia	21.31	4.17	1.04	11.46	0.05	0.09	0.06	0.11	2.16	0.37	0.25
6N3	Holding Nov Vek AD-Sofia	4.87	1.15	1.96	3.49	0.13	0.17	0.41	0.52	3.66	0.68	0.57
4HS	Holding Sveta Sofia AD-Sofia	6.49	1.09	1.05	3.51	0.07	0.13	0.19	0.35	1.04	0.76	0.42
5V2	Holding Varna AD-Varna	44.98	3.04	1.26	16.60	0.02	0.03	0.03	0.04	1.88	0.52	0.33
4I8	Industrial Capital Holding AD-Sofia	15.72	0.11	0.46	1.03	0.06	0.57	0.07	0.59	3.15	0.21	8.81
4ID	Industrial Holding Bulgaria PLC-Sofia	10.37	0.95	0.32	3.70	0.04	0.06	0.04	0.06	1.20	0.20	0.43
6R1	Industry Development Holding JSC-Sofia	5.99	2.01	0.74	2.69	0.07	0.14	0.19	0.41	3.09	0.66	0.19
4IN	Investor.BG AD-Sofia		4.48	2.67						1.83	0.48	0.38
4L4	Lavena AD-Shumen	30.05	1.89	1.71	12.61	0.04	0.05	0.06	0.08	3.19	0.32	0.63
5MH	M+S Hydraulic AD-Kazanlak	19.27	1.93	3.31	10.88	0.13	0.14	0.16	0.18	2.24	0.29	1.28
3NB	Neochim AD-Dimitrograd		0.18	0.54						1.54	0.31	2.05
4O1	Oil and Gas Exploration and Production AD-Sofia	20.39	1.77	0.87	6.69	0.02	0.03	0.03	0.04	2.78	0.22	0.27
5PET	Petrol AD-Sofia		0.03	1.31						1.24	0.91	4.45
6R2	Rodna Zemya Holding AD-Dobrich	3.41	0.58	1.12	2.41	0.18	0.23	0.44	0.56	1.76	0.66	1.04
6S4	Severcoop Gamza Holding AD-Sofia	14.18	2.71	0.85	4.19	0.03	0.09	0.07	0.21	2.15	0.78	0.15
6S5	Sila Holding AD-Stara Zagora			1.44	1.50					2.08	0.56	
6SOA	Sofia Commerce-Pawn Brokerage AD-Sofia	10.21	1.74	1.36	8.78	0.10	0.11	0.11	0.12	4.87	0.22	0.57
SO5	Sopharma Trading AD-Sofia	21.23	0.20	2.99	7.16	0.02	0.04	0.11	0.18	1.01	0.87	2.49
OSP	Speedy AD-Sofia	23.93	1.32	5.92	7.60	0.10	0.13	0.21	0.28	0.77	0.71	1.80
3NJ	SS Konstantine And Elena Holding AD-Varna		1.81	1.58						0.44	0.72	0.41
5SR	Stara Planina Hold AD-Sofia	15.19	0.43	1.06	3.02	0.15	0.44	0.17	0.51	2.61	0.23	5.28
6S7	Synergion Holding AD-Sofia		0.05	0.08	2.39					1.47	0.26	2.20
EHN	Synthetica AD-Sofia		3.18	7.79	41.00					0.77	0.74	0.98
3TV	Toplivo AD-Sofia		0.06	0.14						2.06	0.40	1.28
T57	Trace Group Hold AD-Sofia	7.75	0.25	0.77	4.46	0.06	0.08	0.10	0.12	1.37	0.49	1.96
1VX	Velgraf Asset Management AD-Sofia			2.34	37.55					1.78	0.26	
4PX	Yuri Gagarin PLC-Plovdiv		0.05	0.08	0.77		0.01		0.01	2.08	0.41	0.97
T43	Zarneni Hrani Bulgaria AD-Sofia	7.72	0.53	0.18	2.18	0.02	0.04	0.02	0.04	1.63	0.25	0.27
3ZL	Zlatni Pyasatsi AD-Varna		0.51	0.13	9.85					4.39	0.08	0.22

SPVs Segment* (based on non-consolidated reports**)

Issue	Issuer	P / E	P / S	P / B	P / EBIT	ROA	EBIT / Total Asts.	ROE	EBIT / Equity	Current Ratio	Debt / Equity	Assets Turnover
6A6	Advance Terrafund REIT-Sofia	13.71	8.36	0.63	13.71	0.05	0.05	0.05	0.05	5.47	0.02	0.07
5AX	Aktiv Properties REIT-Plovdiv	14.42	0.86	0.58	13.70	0.03	0.03	0.04	0.04	3.12	0.02	0.53
5H4	Balkan and Sea Properties REIT-Varna	16.46	11.61	2.00	13.09	0.07	0.09	0.13	0.16	15.64	0.41	0.10
BPY	Bravo Property Fund REIT-Sofia	456.99	13.62	1.04	28.20		0.02		0.04	4.38	0.46	0.04
5BU	Bulgarian Real Estate Fund REIT-Sofia	10.00	6.63	0.64	9.60	0.06	0.06	0.06	0.07	15.19	0.08	0.09
9BH	Bulgarian Receivables Fund SPE-Sofia			1.08						2.06	0.48	
5BD	Bulland Investments REIT-Sofia			0.96						0.17	0.11	
5CQ	Capital Management SPV-Sofia	5.17		1.84	4.73	0.17	0.18	0.34	0.37	3.32	0.50	
5EX	Exclusive Property REIT-Sofia	3.26	10.19	0.90	2.99	0.15	0.16	0.31	0.33	0.21	0.48	0.05
E7P	Expat Beta REIT-Sofia		26.23	0.82						0.10	0.21	0.02
6F3	FairPlay Properties REIT-Sofia	9.74	0.73	0.31	7.87	0.03	0.03	0.03	0.03	8.50	0.14	0.34
FAW	Finance Assistance Management SPV-Sofia											
RPR	Roi Property Fund REIT-Sofia	5.71	2.16	1.29	4.46	0.10	0.13	0.24	0.30	2.46	0.56	0.26
6S6	Sopharma Properties REIT-Sofia	93.87	11.89	2.08	18.27	0.02	0.09	0.02	0.12	0.17	0.23	0.13
6SB	Super Borovetz Property Fund REIT-Varna	97.32	10.08	1.45	17.80	0.01	0.03	0.02	0.08	0.43	0.65	0.05

* Ratios are calculated on the base of the last weighted-average price as of the end of the month

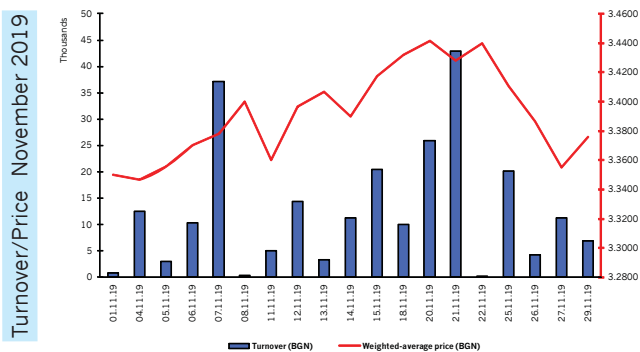
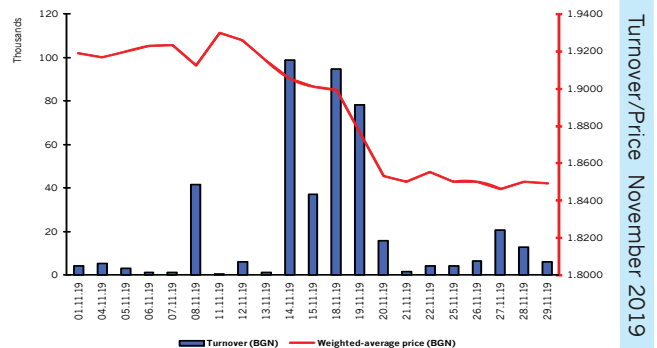
** Financial reports data (ttm)

Methodology for Calculation of Financial Ratios is available at http://download.bse-sofia.bg/pdf/methodology_en.pdf

Top 5 Stocks by Trades November 2019

Advance Terrafund REIT

BSE code of the issue	6A6
Volume of the issue (common shares)	85,110,091
Nominal value (BGN per share)	1.00
Last gross dividend 2018 (BGN per share)	0.0470
Trading on regulated market as from the beginning of the year	
Volume in lots	3,404,596
Value in BGN	6,487,763.12
Trades	1,820

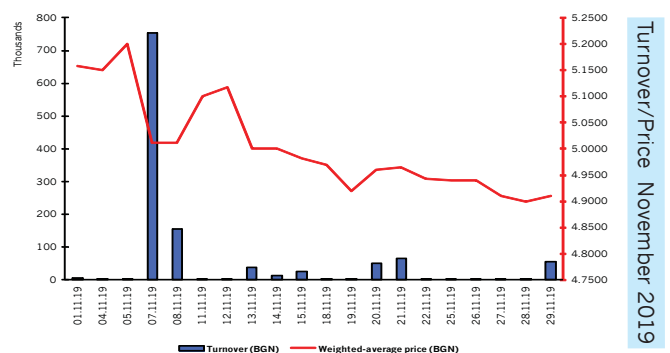


Sopharma

BSE code of the issue	3JR
Volume of the issue (common shares)	134,797,899
Nominal value (BGN per share)	1.00
Last 6-month gross dividend 2018 (BGN per share)	0.00
Trading on regulated market as from the beginning of the year	
Volume in lots	1,560,109
Value in BGN	5,245,210.75
Trades	1,784

Stara Planina Hold

BSE code of the issue	5SR
Volume of the issue (common shares)	21,000,000
Nominal value (BGN per share)	1.00
Last gross dividend 2018 (BGN per share)	0.2421
Trading on regulated market as from the beginning of the year	
Volume in lots	925,616
Value in BGN	4,852,688.07
Trades	1,086

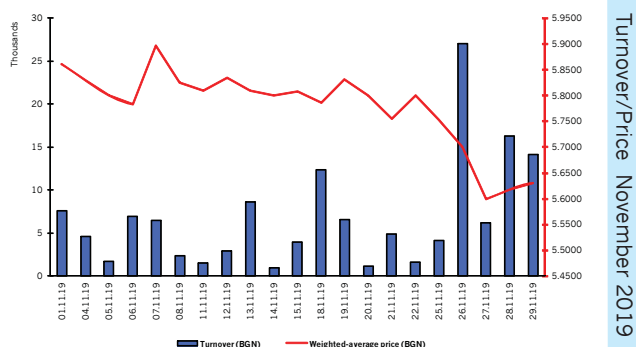


Top 5 Stocks by Trades

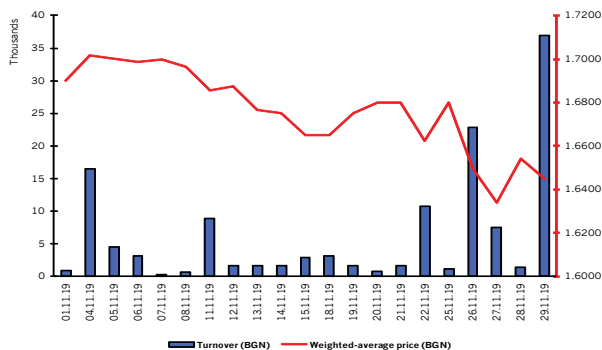
November 2019

Sopharma Trading

BSE code of the issue	S05
Volume of the issue (common shares)	32,905,009
Nominal value (BGN per share)	1.00
Last gross dividend 2018 (BGN per share)	0.3000
Trading on regulated market as from the beginning of the year	
Volume in lots	309,862
Value in BGN	2,032,763.55
Trades	946



Turnover/Price November 2019



Chimimport

BSE code of the issue	6C4
Volume of the issue (common shares)	239,646,267
Nominal value (BGN per share)	1.00
Last gross dividend 2018 (BGN per share)	0.0630
Trading on regulated market as from the beginning of the year	
Volume in lots	2,643,510
Value in BGN	4,784,508.76
Trades	2,048