

**November  
2018**

# **MONTHLY BULLETIN**



**БФБ**

**BULGARIAN STOCK EXCHANGE**

1000 Sofia, 6 Tri ushi St.

Tel: (+359 2) 937 09 45; Fax: (+359 2) 937 09 46

<http://www.bse-sofia.bg>; e-mail: [bse@bse-sofia.bg](mailto:bse@bse-sofia.bg)

# General Statistics

November 2018

Capitalization of BSE Main Market		Change	
As of 30 November 2018			
Market Segment	Capitalization	October * 2018	November * 2017
Premium Equities Segment	1,941,073,823.28	-1.50%	-14.82%
Standard Equities Segment	5,271,937,023.00	1.01%	-72.75%
Special Purpose Vehicles Segment	420,539,415.77	8.30%	-39.54%
<b>Total Capitalization of BSE Main Market</b>	<b>7,633,550,262.05</b>	<b>0.73%</b>	<b>-65.80%</b>

\* as of the end of the period

Issues admitted to trading on BSE Main Market			
Market Segment	Number of new issues	Number of delisted issues	Number of listed issues as of the end of the month
Premium Equities Segment	0	0	7
Standard Equities Segment	0	0	51
Special Purpose Vehicles Segment	1	0	8
Bonds Segment	1	1	63
Compensatory Instruments Segment	0	0	3
Exchange Traded Products Segment	0	0	12
Subscription Rights Segment	3	3	1
Initial Public Offering Segment	0	0	0
Government Securities Segment	0	0	19
<b>TOTAL :</b>	<b>5</b>	<b>4</b>	<b>164</b>

\* as of the end of the period

## BSE Indices

### SOFIX

Value *	592.12
Monthly change	-0.79%
Annual change	-10.96%
P/E **	10.48
P/B **	1.04

### BGBX 40

Value *	115.12
Monthly change	-1.63%
Annual change	-11.78%
P/E **	12.33
P/B **	1.39

### BG TR30

Value *	489.60
Monthly change	-1.95%
Annual change	-10.64%
P/E **	20.06
P/B **	1.50

### BG REIT

Value *	117.46
Monthly change	0.20%
Annual change	3.04%
P/E **	11.97
P/B **	1.07

\* Values as of 30 November 2018

\*\* P (prices) are weighted-average

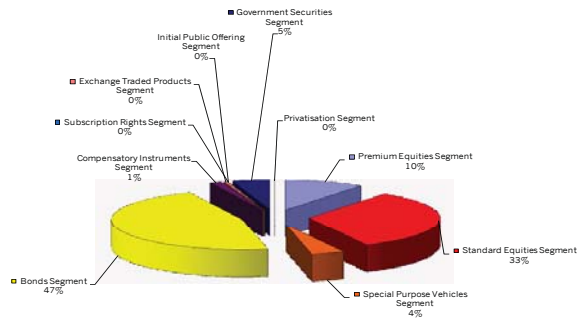
\*\* Financial reports data (ttm)

## Monthly Trading by BSE Main Market Segments

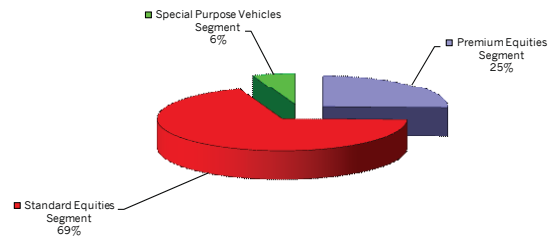
Market Segment	November 2018			Change in turnover (%)	
	Trades	Turnover (BGN)	Volume (lots)	October 2018	November 2017
Premium Equities Segment	1,769	4,438,399	2,613,616	-14.78%	-44.70%
Standard Equities Segment	2,253	14,928,089	6,538,392	96.17%	-34.35%
Special Purpose Vehicles Segment	427	1,849,522	739,153	-49.48%	-15.91%
Bonds Segment	52	21,084,216	12,141	1386.77%	111.36%
Compensatory Instruments Segment	233	674,615	1,135,057	66.07%	-49.22%
Exchange Traded Products Segment	52	203,143	182,730	28.40%	233.80%
Subscription Rights Segment	51	4,317	4,181,747	n/a	6932.83%
Initial Public Offering Segment	0	0	0	n/a	n/a
Government Securities Segment	2	2,089,991	1,872	-71.81%	214.43%
Privatisation Segment	0	0	0	n/a	n/a
<b>TOTAL:</b>	<b>4,839</b>	<b>45,272,292</b>	<b>15,404,708</b>	<b>74.96%</b>	<b>0.62%</b>
OTC trades ***	0	0	0	n/a	-100.00%

\*\*\* Effective as from 03 January 2018, no OTC trades may be announced through the trading system of BSE

## Turnover by Segments of BSE Main Market



## Capitalization by Segments of BSE Main Market



## New issues admitted to trading on the BSE Main Market in November

Issue	Issuer	First Trading Day	Trading Currency	Amount of the issue in the respective currency	Market Segment
9BH	Bulgarian Receivables Fund SPE-Sofia	02.11.2018	BGN	1,500,000	Special Purpose Vehicles Segment
ZAFA	Zagora Fininvest AD-Stara Zagora	21.11.2018	EUR	10,000,000	Bonds Segment

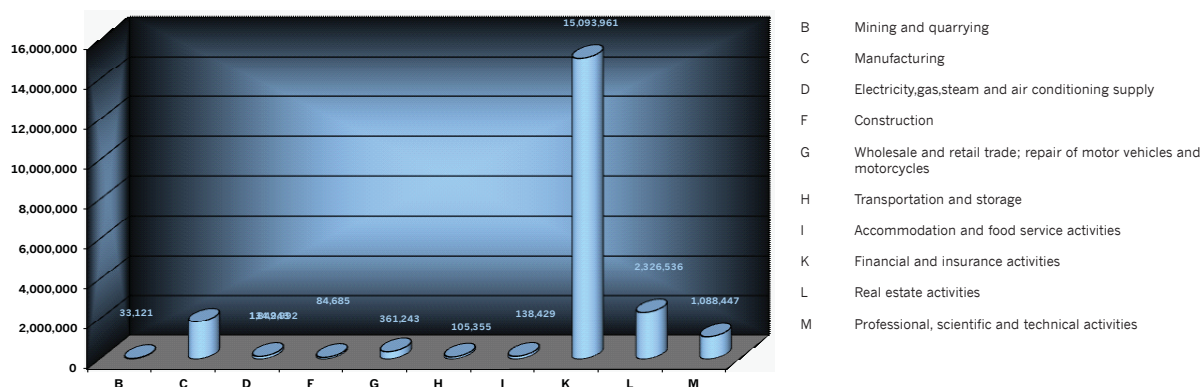
## Daily-Average Trading by BSE Main Market Segments

Market Segment	November 2018			Change in turnover (%)	
	Trades	Turnover (BGN)	Volume (lots)	October 2018	November 2017
Premium Equities Segment	80	201,745	118,801	-10.91%	-44.70%
Standard Equities Segment	102	678,550	297,200	105.08%	-34.35%
Special Purpose Vehicles Segment	19	84,069	33,598	-47.18%	-15.91%
Bonds Segment	2	958,373	552	1454.35%	111.36%
Compensatory Instruments Segment	11	30,664	51,594	73.62%	-49.22%
Exchange Traded Products Segment	2	9,234	8,306	34.23%	233.80%
Subscription Rights Segment	2	196	190,079	n/a	6932.83%
Initial Public Offering Segment	0	0	0	n/a	n/a
Government Securities Segment	0	95,000	85	-70.53%	214.43%
Privatisation Segment	0	0	0	n/a	n/a
<b>TOTAL:</b>	<b>220</b>	<b>2,057,831</b>	<b>700,214</b>	<b>82.91%</b>	<b>0.62%</b>
OTC trades ***	0	0	0	n/a	-100.00%

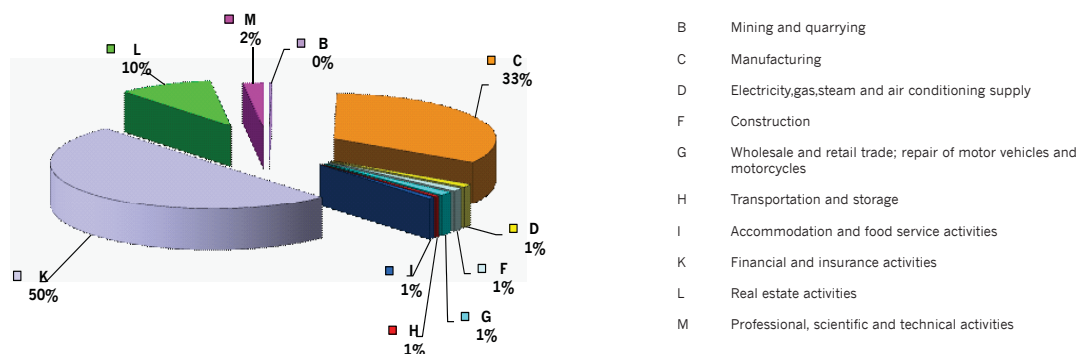
\*\*\* Effective as from 03 January 2018, no OTC trades may be announced through the trading system of BSE

Trading by Industries (according to NACE.BG-2008)		Trades	Volume (lots)	Turnover (BGN)
B	Mining and quarrying	31	5,277	33,120.90
C	Manufacturing	1,019	572,740	1,849,991.55
D	Electricity,gas,steam and air conditioning supply	75	543	134,243.00
F	Construction	130	30,296	84,684.78
G	Wholesale and retail trade; repair of motor vehicles and motorcycles	222	514,614	361,242.68
H	Transportation and storage	60	14,069	105,354.66
I	Accommodation and food service activities	98	4,281	138,428.70
K	Financial and insurance activities	1,931	7,430,146	15,093,960.86
L	Real estate activities	178	213,213	2,326,536.46
M	Professional, scientific and technical activities	705	1,105,982	1,088,446.67

## Share of industries in the total turnover (BGN) on the BSE Main Market in November



## Share of industries in the total turnover on the BSE Main Market in the last 365 days



## TOP 5

### Liquidity Ranking

Issuer	Trades	Volume (lots)	Turnover (BGN)
Sirma Group Holding JSC-Sofia	643	1,095,374	990,756.57
Sopharma AD-Sofia	453	273,969	1,013,715.25
Chimimport AD-Sofia	300	1,062,332	2,050,150.33
Gradus AD-Stara Zagora	272	181,411	290,683.49
CB Central Cooperative Bank AD-Sofia	197	152,536	225,516.29

## TOP 5

### Members

Trades	Turnover (BGN)
Inv. Intermediary "Karoll" 3,098	CB "Central Cooperative Bank" 15,078,125.24
Inv. Intermediary "Elana Trading" 1,797	Inv. Intermediary "Euro - Finance" 14,737,355.50
Inv. Intermediary "First Financial Brokerage House" 1,112	Inv. Intermediary "Capman" 11,758,074.47
Inv. Intermediary "BenchMark Finance" 828	Inv. Intermediary "De Novo" EAD 9,692,460.67
Inv. Intermediary "UG Market" 581	Inv. Intermediary "Karoll" 7,579,047.28

## TOP 30

### Capitalization as of 30 November 2018

Issues of shares on the BSE Main Market

Issue	Issuer	Nominal (BGN)	Amount (Shares)	Closing price (BGN)	Capitalization (BGN)
7TH	Tchaikapharma High Quality Medicines AD-Sofia	1.00	72,200,000	8.5000	613,700,000.00
3JR	Sopharma AD-Sofia	1.00	134,797,899	3.6900	497,404,247.31
6C4	Chimimport AD-Sofia	1.00	239,646,267	1.9000	455,327,907.30
GR6	Gradus AD-Stara Zagora	1.00	243,608,710	1.6000	389,773,936.00
3CZ	CEZ Distribution Bulgaria AD-Sofia	1.00	1,928,000	200.0000	385,600,000.00
5F4	CB First Investment Bank AD-Sofia	1.00	110,000,000	3.4300	377,300,000.00
4EH	Eurohold Bulgaria AD-Sofia	1.00	197,525,600	1.6200	319,991,472.00
5MH	M+S Hydraulic AD-Kazanlak	1.00	39,445,200	7.8000	307,672,560.00
5MB	Monbat AD-Sofia	1.00	39,000,000	7.5000	292,500,000.00
OSP	Speedy AD-Sofia	1.00	5,377,619	44.2000	237,690,759.80
SO5	Sopharma Trading AD-Sofia	1.00	32,905,009	6.9000	227,044,562.10
6AM	Alcomet AD-Shumen	1.00	17,952,959	12.0000	215,435,508.00
5V2	Holding Varna AD-Varna	1.00	5,235,900	37.6000	196,869,840.00
6AB	Albena AD-Albena	1.00	4,273,126	45.0000	192,290,670.00
3MZ	Svilosa AD-Svishtov	1.00	31,754,944	5.4000	171,476,697.60
4CF	CB Central Cooperative Bank AD-Sofia	1.00	113,154,291	1.5000	169,731,436.50
6A6	Advance Terrafund REIT-Sofia	1.00	85,110,091	1.9700	167,666,879.27
5SR	Stara Planina Hold AD-Sofia	1.00	21,000,000	6.7500	141,750,000.00
5BN	CB Bulgarian American Credit Bank AD-Sofia	1.00	24,691,313	5.6500	139,505,918.45
6S6	Sopharma Properties REIT-Sofia	1.00	20,953,944	6.3500	133,057,544.40
EHN	Synthetica AD-Sofia	1.00	3,000,000	42.0000	126,000,000.00
GTH	Galata Investment Company AD-Varna	1.00	68,571,234	1.7500	119,999,659.50
1CZ	CEZ Electro Bulgaria AD-Sofia	10.00	5,000	22,600.0000	113,000,000.00
4ID	Industrial Holding Bulgaria PLC-Sofia	1.00	107,400,643	1.0100	108,474,649.43
AOO	BG Agro AD-Varna	1.00	40,357,440	2.4000	96,857,856.00
4KX	Korado Bulgaria AD-Strazhitsa	1.00	13,168,614	7.0000	92,180,298.00
4HE	Hydraulic Elements and Systems AD-Yambol	1.00	18,193,752	4.8400	88,057,759.68
3NB	Neochim AD-Dimitrovgrad	1.00	2,654,358	32.6000	86,532,070.80
5CP	CB Texim Bank AD-Sofia	1.00	27,995,036	2.7000	75,586,597.20
401	Oil and Gas Exploration and Production AD-Sofia	1.00	12,228,062	5.7000	69,699,953.40

### Premium Equities Segment

Issue	Issuer	Nominal (BGN)	Amount (Shares)	Closing price (BGN)	Capitalisation (BGN)
3JR	Sopharma AD-Sofia	1.00	134,797,899	3.6900	497,404,247.31
4CF	CB Central Cooperative Bank AD-Sofia	1.00	113,154,291	1.5000	169,731,436.50
4KX	Korado Bulgaria AD-Strazhitsa	1.00	13,168,614	7.0000	92,180,298.00
5F4	CB First Investment Bank AD-Sofia	1.00	110,000,000	3.4300	377,300,000.00
5MB	Monbat AD-Sofia	1.00	39,000,000	7.5000	292,500,000.00
6C4	Chimimport AD-Sofia	1.00	239,646,267	1.9000	455,327,907.30
SKK	Sirma Group Holding JSC-Sofia	1.00	59,360,518	0.9540	56,629,934.17

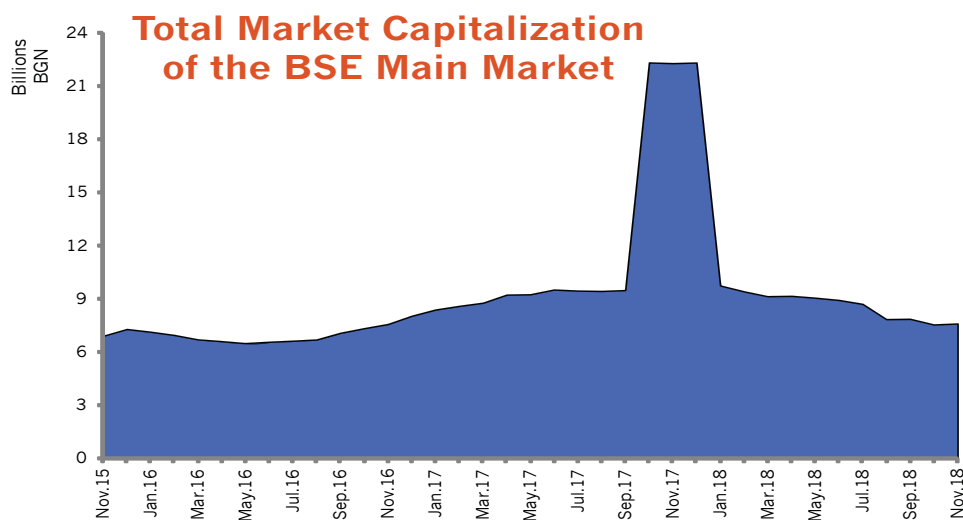
### Standard Equities Segment

Issue	Issuer	Nominal (BGN)	Amount (Shares)	Closing price (BGN)	Capitalisation (BGN)
94G	235 Holdings AD-Sofia	1.00	5,109,000	12.5000	63,862,500.00
A72	Agria Group Holding AD-Varna	1.00	6,800,000	9.1500	62,220,000.00
6AB	Albena AD-Albena	1.00	4,273,126	45.0000	192,290,670.00
6AM	Alcomet AD-Shumen	1.00	17,952,959	12.0000	215,435,508.00
A4L	Allterco AD-Sofia	1.00	15,000,000	1.9000	28,500,000.00
A00	BG Agro AD-Varna	1.00	40,357,440	2.4000	96,857,856.00
5BP	Billboard AD-Sofia	1.00	15,000,000	0.3120	4,680,000.00
5BR	Bulgarian River Shipping AD-Ruse	1.00	35,708,674	0.7000	24,996,071.80
BSO	Bulgarian Stock Exchange-Sofia	1.00	6,582,860	5.5000	36,205,730.00
5BN	CB Bulgarian American Credit Bank AD-Sofia	1.00	24,691,313	5.6500	139,505,918.45
5CP	CB Texim Bank AD-Sofia	1.00	27,995,036	2.7000	75,586,597.20
3CZ	CEZ Distribution Bulgaria AD-Sofia	1.00	1,928,000	200.0000	385,600,000.00
1CZ	CEZ Electro Bulgaria AD-Sofia	10.00	5,000	22,600.0000	113,000,000.00
5DOV	Doverie United Holding PLC-Sofia	1.00	18,736,099	1.5050	28,197,829.00
0EA	Elana Agrocredit AD-Sofia	1.00	36,629,925	1.1600	42,490,713.00
52E	Elhim Iskra AD-Pazardzhik	1.00	25,108,410	1.0500	26,363,830.50
57E	EMKA AD-Sevlievo	1.00	21,699,726	2.5800	55,985,293.08
5EO	Etropal AD-Etropole	1.00	5,000,000	5.4000	27,000,000.00
4EH	Eurohold Bulgaria AD-Sofia	1.00	197,525,600	1.6200	319,991,472.00
4F6	Fazerles AD-Silistra	1.00	515,000	21.4000	11,021,000.00
4F8	Formoplast AD-Kardzhali	1.00	3,798,905	5.5000	20,893,977.50
GTH	Galata Investment Company AD-Varna	1.00	68,571,234	1.7500	119,999,659.50
GR6	Gradus AD-Stara Zagora	1.00	243,608,710	1.6000	389,773,936.00
4HS	Holding Sveta Sofia AD-Sofia	1.00	4,940,553	3.7600	18,576,479.28
5V2	Holding Varna AD-Varna	1.00	5,235,900	37.6000	196,869,840.00
4HE	Hydraulic Elements and Systems AD-Yambol	1.00	18,193,752	4.8400	88,057,759.68
4HI	Hydroizomat AD-Sofia	1.00	2,989,440	0.8000	2,391,552.00
4I8	Industrial Capital Holding AD-Sofia	1.00	15,707,470	2.4000	37,697,928.00
4ID	Industrial Holding Bulgaria PLC-Sofia	1.00	107,400,643	1.0100	108,474,649.43
4L4	Lavena AD-Shumen	1.00	8,319,506	3.5400	29,451,051.24
5MH	M+S Hydraulic AD-Kazanlak	1.00	39,445,200	7.8000	307,672,560.00
3NB	Neochim AD-Dimitrovgrad	1.00	2,654,358	32.6000	86,532,070.80
5ODE	Odessos Shiprepair Yard AD-Varna	1.00	586,642	75.0000	43,998,150.00
4O1	Oil and Gas Exploration and Production AD-Sofia	1.00	12,228,062	5.7000	69,699,953.40
5PET	Petrol AD-Sofia	4.00	27,312,403	0.5700	15,568,069.71
6S4	Severcoop Gamza Holding AD-Sofia	2.00	5,347,798	3.4600	18,503,381.08
6SOP	Sofia Commerce-Pawn Brokerage AD-Sofia	1.00	201,154	4.6000	925,308.40
6SOA	Sofia Commerce-Pawn Brokerage AD-Sofia	1.00	2,400,000	3.5200	8,448,000.00
SO5	Sopharma Trading AD-Sofia	1.00	32,905,009	6.9000	227,044,562.10
OSP	Speedy AD-Sofia	1.00	5,377,619	44.2000	237,690,759.80
3NJ	SS Konstantine And Elena Holding AD-Varna	1.00	2,309,561	22.8000	52,657,990.80

Issue	Issuer	Nominal (BGN)	Amount (Shares)	Closing price (BGN)	Capitalisation (BGN)
5SR	Stara Planina Hold AD-Sofia	1.00	21,000,000	6.7500	141,750,000.00
3MZ	Svilosa AD-Svishtov	1.00	31,754,944	5.4000	171,476,697.60
6S7	Synergon Holding AD-Sofia	1.00	18,358,849	0.9400	17,257,318.06
EHN	Synthetica AD-Sofia	1.00	3,000,000	42.0000	126,000,000.00
7TH	Tchaikapharma High Quality Medicines AD-Sofia	1.00	72,200,000	8.5000	613,700,000.00
3TV	Toplivo AD-Sofia	1.00	5,416,829	3.2000	17,333,852.80
T57	Trace Group Hold AD-Sofia	1.00	24,200,000	2.8000	67,760,000.00
4PX	Yuri Gagarin PLC-Plovdiv	1.00	1,003,904	19.4000	19,475,737.60
T43	Zarneni Hrani Bulgaria AD-Sofia	1.00	195,660,287	0.2700	52,828,277.49
3ZL	Zlatni Pyasatsi AD-Varna	1.00	6,493,577	2.1000	13,636,511.70

## Special Purpose Vehicles Segment

Issue	Issuer	Nominal (BGN)	Amount (Shares)	Closing price (BGN)	Capitalisation (BGN)
5AX	Aktiv Properties REIT-Plovdiv	9.00	2,192,011	7.5000	16,440,082.50
5BD	Bulland Investments REIT-Sofia	1.00	15,008,125	1.0700	16,058,693.75
5BU	Bulgarian Real Estate Fund REIT-Sofia	1.00	34,641,925	1.9100	66,166,076.75
6A6	Advance Terrafund REIT-Sofia	1.00	85,110,091	1.9700	167,666,879.27
6F3	FairPlay Properties REIT-Sofia	1.00	33,145,400	0.5000	16,572,700.00
6S6	Sopharma Properties REIT-Sofia	1.00	20,953,944	6.3500	133,057,544.40
9BH	Bulgarian Receivables Fund SPE-Sofia	1.00	1,500,000		
E7P	Expat Beta REIT-Sofia	1.00	5,143,190	0.8900	4,577,439.10



## Premium Equities Segment

Issue	Issuer	Trades	Volume (lots)	Turnover (BGN)	Trading currency	Weighted & Corrected Values			Closing price	As from
						Average price	Min. price	Max. price		
3JR	Sopharma AD-Sofia	453	273,969	1,013,715.25	BGN	3.7000	3.6213	3.7935	3.6900	30.11.2018
4CF	CB Central Cooperative Bank AD-Sofia	197	152,536	225,516.29	BGN	1.4780	1.4029	1.5644	1.5000	30.11.2018
4KX	Korado Bulgaria AD-Strazhitsa	65	7,077	49,349.15	BGN	6.9450	6.8240	7.2110	7.0000	30.11.2018
5F4	CB First Investment Bank AD-Sofia	42	14,303	50,189.56	BGN	3.5090	3.4122	3.5967	3.4300	30.11.2018
5MB	Monbat AD-Sofia	69	8,025	58,721.85	BGN	7.3170	7.1000	7.5000	7.5000	29.11.2018
6C4	Chimimport AD-Sofia	300	1,062,332	2,050,150.33	BGN	1.9300	1.8400	2.0086	1.9000	30.11.2018
SKK	Sirma Group Holding JSC-Sofia	643	1,095,374	990,756.57	BGN	0.9040	0.8520	0.9670	0.9540	30.11.2018

## Standard Equities Segment

Issue	Issuer	Trades	Volume (lots)	Turnover (BGN)	Trading currency	Weighted & Corrected Values			Closing price	As from
						Average price	Min. price	Max. price		
0EA	Elana Agrocredit AD-Sofia	53	73,999	85,239.45	BGN	1.1520	1.1500	1.1700	1.1600	30.11.2018
0SP	Speedy AD-Sofia	51	2,238	97,438.60	BGN	43.5380	42.9347	44.0053	44.2000	30.11.2018
1CZ	CEZ Electro Bulgaria AD-Sofia	1	1	22,600.00	BGN	22,600.0000	22,600.0000	22,600.0000	22,600.0000	27.11.2018
3CZ	CEZ Distribution Bulgaria AD-Sofia	74	542	111,643.00	BGN	205.9830	200.0000	222.0000	200.0000	30.11.2018
3MZ	Svilosa AD-Svishtov	147	49,761	254,907.76	BGN	5.1230	4.7170	5.4000	5.4000	30.11.2018
3NB	Neochim AD-Dimitrovgrad	27	1,344	44,264.00	BGN	32.9350	30.5558	37.0000	32.6000	30.11.2018
3NJ	SS Konstantine And Elena Holding AD-Varna	27	3,092	69,278.70	BGN	22.4060	21.7200	22.6225	22.8000	30.11.2018
3TV	Toplivo AD-Sofia	15	60,708	175,666.88	BGN	2.8940	2.8600	3.5000	3.2000	30.11.2018
3ZL	Zlatni Pyasatsi AD-Varna	8	1,280	2,631.70	BGN	2.0560	2.0000	2.4800	2.1000	27.11.2018
4EH	Eurohold Bulgaria AD-Sofia	116	2,943,315	4,767,945.23	BGN	1.6200	1.6115	1.6217	1.6200	30.11.2018
4F6	Fazerles AD-Silistra	52	4,462	104,528.40	BGN	23.4260	20.0309	27.0000	21.4000	29.11.2018
4F8	Formoplast AD-Kardzhali	1	50	275.00	BGN	5.5000	5.5000	5.5000	5.5000	30.11.2018
4HE	Hydraulic Elements and Systems AD-Yambol	51	9,991	48,109.92	BGN	4.8150	4.7800	4.9000	4.8400	30.11.2018
4HI	Hydroizomat AD-Sofia	3	1,220	1,498.00	BGN	1.2280	0.8000	1.2350	0.8000	29.11.2018
4HS	Holding Sveta Sofia AD-Sofia	17	1,942	7,096.84	BGN	3.6540	3.5200	3.7453	3.7600	30.11.2018
4I8	Industrial Capital Holding AD-Sofia	32	10,316	25,887.82	BGN	2.5090	2.3331	2.6511	2.4000	30.11.2018
4ID	Industrial Holding Bulgaria PLC-Sofia	87	1,711,354	1,752,777.89	BGN	1.0240	0.9750	1.0250	1.0100	30.11.2018
4L4	Lavena AD-Shumen	3	510	1,808.80	BGN	3.5470	3.5400	3.8800	3.5400	20.11.2018
4O1	Oil and Gas Exploration and Production AD-Sofia	31	5,277	33,120.90	BGN	6.2760	5.7000	6.9000	5.7000	30.11.2018
4PX	Yuri Gagarin PLC-Plovdiv	7	1,143	23,931.60	BGN	20.9380	19.4000	21.4000	19.4000	21.11.2018
52E	Elhim Iskra AD-Pazardzhik	143	201,136	188,359.24	BGN	0.9360	0.9154	1.1500	1.0500	30.11.2018
57E	EMKA AD-Sevlievo	18	16,060	40,220.24	BGN	2.5040	2.4000	2.6150	2.5800	29.11.2018
5BN	CB Bulgarian American Credit Bank AD-Sofia	6	13,908	75,750.20	BGN	5.4470	5.2633	5.6500	5.6500	20.11.2018
5BP	Billboard AD-Sofia	25	19,600	6,233.50	BGN	0.3180	0.3020	0.3400	0.3120	30.11.2018
5BR	Bulgarian River Shipping AD-Ruse	9	11,831	7,916.06	BGN	0.6690	0.6550	0.7000	0.7000	30.11.2018
5CP	CB Texim Bank AD-Sofia	21	74,495	200,963.20	BGN	2.6980	2.6000	2.7000	2.7000	30.11.2018
5DOV	Doverie United Holding PLC-Sofia	41	54,092	82,497.06	BGN	1.5250	1.5050	1.5700	1.5050	30.11.2018
5EO	Etropal AD-Etropole	2	100	537.25	BGN	5.3730	5.3725	5.3725	5.4000	30.11.2018
5MH	M+S Hydraulic AD-Kazanlak	52	21,356	166,761.85	BGN	7.8090	7.7492	8.0000	7.8000	30.11.2018
5ODE	Odessos Shiprepair Yard AD-Varna	13	465	36,130.00	BGN	77.6990	76.0000	80.5000	75.0000	27.11.2018
5PET	Petrol AD-Sofia	2	129	73.53	BGN	0.5700	0.5700	0.5700	0.5700	14.11.2018
5SR	Stara Planina Hold AD-Sofia	69	7,349	48,663.70	BGN	6.6220	6.5500	6.7500	6.7500	30.11.2018
5V2	Holding Varna AD-Varna	48	24,231	872,769.80	BGN	36.0190	35.5800	37.3408	37.6000	30.11.2018
6AB	Albena AD-Albena	90	3,001	135,797.00	BGN	45.2510	44.7961	48.0000	45.0000	30.11.2018
6AM	Alcomet AD-Shumen	14	1,054	13,303.80	BGN	12.6220	12.0000	13.1326	12.0000	22.11.2018
6S4	Severcoop Gamza Holding AD-Sofia	14	1,662	6,309.24	BGN	3.7960	3.4200	3.9422	3.4600	30.11.2018
6S7	Synergion Holding AD-Sofia	42	215,526	216,743.51	BGN	1.0060	0.9300	1.0800	0.9400	29.11.2018
6SOA	Sofia Commerce-Pawn Brokerage AD-Sofia	14	29,949	104,763.10	BGN	3.4980	3.4945	3.5057	3.5200	28.11.2018
6SOP	Sofia Commerce-Pawn Brokerage AD-Sofia	7	1,300	5,980.00	BGN	4.6000	4.6000	4.6000	4.6000	20.11.2018



# Trade by Issues

November  
2018

Issue	Issuer	Trades	Volume (lots)	Turnover (BGN)	Trading currency	Weighted & Corrected Values			Closing price	As from
						Average price	Min. price	Max. price		
7TH	Tchaikapharma High Quality Medicines AD-Sofia	24	6,398	53,741.70	BGN	8.4000	8.2000	8.5000	8.5000	30.11.2018
94G	235 Holdings AD-Sofia	3	160,160	2,002,000.00	BGN	12.5000	12.5000	12.5000	12.5000	13.11.2018
A4L	Allterco AD-Sofia	2	844	1,603.60	BGN	1.9000	1.9000	1.9000	1.9000	28.11.2018
A72	Agria Group Holding AD-Varna	62	10,608	97,690.10	BGN	9.2090	8.6762	9.7034	9.1500	30.11.2018
A00	BG Agro AD-Varna	3	848	2,024.24	BGN	2.3870	2.3800	2.3909	2.4000	30.11.2018
BSO	Bulgarian Stock Exchange-Sofia	116	67,041	344,804.11	BGN	5.1430	4.9088	5.8500	5.5000	30.11.2018
EHN	Synthetica AD-Sofia	5	48,240	2,026,080.00	BGN	42.0000	42.0000	42.0000	42.0000	30.11.2018
GR6	Gradus AD-Stara Zagora	272	181,411	290,683.49	BGN	1.6020	1.5291	1.7013	1.6000	30.11.2018
GTH	Galata Investment Company AD-Varna	1	200	350.00	BGN	1.7500	1.7500	1.7500	1.7500	26.11.2018
S05	Sopharma Trading AD-Sofia	104	11,756	80,746.80	BGN	6.8690	6.6689	6.9976	6.9000	30.11.2018
T43	Zarneni Hrani Bulgaria AD-Sofia	101	442,021	104,755.47	BGN	0.2370	0.2273	0.2700	0.2700	30.11.2018
T57	Trace Group Hold AD-Sofia	127	29,076	83,186.78	BGN	2.8610	2.7000	3.2084	2.8000	30.11.2018

## Special Purpose Vehicles Segment

Issue	Issuer	Trades	Volume (lots)	Turnover (BGN)	Trading currency	Weighted & Corrected Values			Closing price	As from
						Average price	Min. price	Max. price		
5AX	Aktiv Properties REIT-Plovdiv	88	92,982	544,812.35	BGN	5.8590	4.8000	7.4983	7.5000	28.11.2018
5BD	Bulland Investments REIT-Sofia	3	1,529	1,626.53	BGN	1.0640	0.9700	1.0700	1.0700	30.11.2018
5BU	Bulgarian Real Estate Fund REIT-Sofia	91	452,528	860,565.08	BGN	1.9020	1.8742	1.9194	1.9100	30.11.2018
6A6	Advance Terrafund REIT-Sofia	174	117,572	229,266.81	BGN	1.9500	1.9289	1.9758	1.9700	30.11.2018
6F3	FairPlay Properties REIT-Sofia	12	44,699	22,472.90	BGN	0.5030	0.5001	0.5750	0.5000	29.11.2018
6S6	Sopharma Properties REIT-Sofia	58	29,833	190,769.65	BGN	6.3950	6.3513	6.5000	6.3500	30.11.2018
E7P	Expat Beta REIT-Sofia	1	10	8.90	BGN	0.8900	0.8900	0.8900	0.8900	21.11.2018

## Bonds Segment

Issue	Issuer	Trades	Volume (lots)	Turnover (BGN)	Trading currency	Clean Prices (% of nominal)			Closing price	As from
						Average price	Min. price	Max. price		
0DC1	Delta Credit SPV-Sofia	1	74	75,763.86	BGN	100.0000	100.0000	100.0000	100.0000	29.11.2018
0EA2	Elana Agrocredit AD-Sofia	1	15	23,533.97	EUR	100.0000	100.0010	100.0010	100.0010	13.11.2018
0FDB	Finance Direct AD-Sofia	3	10	9,867.53	EUR	100.1000	100.0000	100.2000	100.2000	21.11.2018
0Z4A	Zenith Investment Holding AD-Sofia	2	173	344,022.63	EUR	101.0000	101.0000	101.0000	101.0000	14.11.2018
16TA	Adara JSC-Sofia	2	380	394,270.90	BGN	101.0000	101.0000	101.0000	101.0000	14.11.2018
1AZA	Azalia I SLC-Varna	1	15	26,157.65	EUR	100.0000	100.0000	100.0000	100.0000	14.11.2018
2AL2	Alteron REIT-Varna	1	400	410,884.80	BGN	100.5000	100.5000	100.5000	100.5000	14.11.2018
4BUA	Balkancar-Zarya PLC-Pavlikeni	1	5	6,828.88	EUR	90.0000	90.0000	90.0000	90.0000	20.11.2018
4CFB	CB Central Cooperative Bank AD-Sofia	8	1,400	2,890,493.49	EUR	102.2000	102.2000	102.2000	102.2000	14.11.2018
5CQB	Capital Management SPV-Sofia	1	40	79,350.43	EUR	100.2500	100.2500	100.2500	100.2500	14.11.2018
5EKA	Ekip-98 Holding AD-Sofia	2	460	472,470.60	BGN	101.1000	101.1000	101.1000	101.1000	14.11.2018
5MBA	Monbat AD-Sofia	6	40	79,092.76	EUR	100.0700	100.0010	100.1663	100.1110	28.11.2018
5V2C	Holding Varna AD-Varna	3	1,851	3,838,507.55	EUR	101.0100	101.0138	101.0138	101.0000	14.11.2018
6N31	Holding Nov Vek AD-Sofia	6	5,150	10,287,358.98	EUR	100.0000	100.0000	100.0000	100.0000	14.11.2018
6S5B	Sila Holding AD-Stara Zagora	1	59	57,128.66	EUR	96.5000	96.5000	96.5000	96.5000	14.11.2018
83NA	Asenovna Krepost AD-Asenovgrad	1	155	125,529.23	EUR	101.2500	101.2500	101.2500	101.2500	21.11.2018
8AVA	Asterion Bulgaria AD-Sofia	1	1	1,231.95	EUR	100.0000	100.0000	100.0000	100.0000	09.11.2018
9K2F	Eurolease Auto EAD-Sofia	6	800	862,800.90	EUR	100.0000	100.0000	100.0000	100.0000	20.11.2018
9RTE	HypoCredit AD-Sofia	1	110	69,724.70	EUR	50.0000	50.0000	50.0000	50.0000	08.11.2018
E8DA	Eurolease Group EAD-Sofia	2	500	508,013.50	BGN	100.0000	100.0000	100.0000	100.0000	26.11.2018
MCJ1	M SAT Cable EAD-Sofia	1	500	518,171.50	BGN	100.5000	100.5000	100.5000	100.5000	14.11.2018
S28H	Starcom Holding AD-Etropole	1	3	3,011.97	BGN	100.0000	100.0000	100.0000	100.0000	15.11.2018

# Trade by Issues

November  
2018

## Compensatory Instruments Segment

Issue	Issuer	Trades	Volume (lots)	Turnover (BGN)	Trading currency	Weighted Values			Closing price	As from
						Average price	Min. price	Max. price		
BLKB	Housing compensation notes under the CONP Act	6	25,134	7,608.00	BGN	0.3030	0.2900	0.3290	0.3000	26.11.2018
BLKC	Registered compensation vouchers under the OUFLL Act and RLFLFF Act	182	544,925	489,209.26	BGN	0.8980	0.8353	1.0157	0.9210	30.11.2018
BLKD	Compensation notes under the CONP Act	45	564,998	177,797.52	BGN	0.3150	0.2930	0.3210	0.3200	30.11.2018

## Exchange Traded Products Segment

Issue	Issuer	Trades	Volume (lots)	Turnover (BGN)	Trading currency	Weighted Values			Closing price	As from
						Average price	Min. price	Max. price		
BGX	Expat Bulgaria SOFIX UCITS ETF	34	164,632	170,939.12	BGN	1.0380	1.0283	1.0640	1.0480	30.11.2018
CZX	Expat Czech PX UCITS ETF	1	25	46.89	EUR	0.9590	0.9590	0.9590	0.9590	30.11.2018
ECDC	Expat Croatia CROBEX UCITS ETF	1	20	34.66	EUR	0.8860	0.8860	0.8860	0.8860	30.11.2018
ESNB	Expat Serbia BELEX15 UCITS ETF	1	20	36.10	EUR	0.9230	0.9230	0.9230	0.9230	30.11.2018
GRX	Expat Greece ASE UCITS ETF	3	2,925	3,944.27	EUR	0.6890	0.6890	0.7430	0.7430	30.11.2018
HUBE	Expat Hungary BUX UCITS ETF	1	20	35.05	EUR	0.8960	0.8960	0.8960	0.8960	30.11.2018
MKK1	Expat Macedonia MBI10 UCITS ETF	2	104	231.27	EUR	1.1370	1.1200	1.1410	1.1200	30.11.2018
PLX	Expat Poland WIG20 UCITS ETF	2	2,450	3,945.94	EUR	0.8230	0.8230	0.8820	0.8820	30.11.2018
ROX	Expat Romania BET UCITS ETF	4	12,070	23,128.53	EUR	0.9800	0.9795	1.0410	1.0410	30.11.2018
SK9A	Expat Slovakia SAX UCITS ETF	1	30	53.63	EUR	0.9140	0.9140	0.9140	0.9140	30.11.2018
SLQX	Expat Slovenia SBI TOP UCITS ETF	2	434	747.06	EUR	0.8800	0.8790	0.9030	0.9030	30.11.2018

## Government Securities Segment

Issue	Issuer	Trades	Volume (lots)	Turnover (BGN)	Trading currency	Clean Prices (% of nominal)			Closing price	As from
						Average price	Min. price	Max. price		
BLKU	Ministry of Finance	1	892	1,000,811.51	BGN	112.0600	112.0600	112.0600	112.0600	09.11.2018
BLKY	Ministry of Finance	1	980	1,089,179.84	BGN	110.5100	110.5050	110.5050	110.5050	19.11.2018

## Subscription Rights Segment

Issue	Issuer	Trades	Volume (lots)	Turnover (BGN)	Trading currency	Weighted Values			Closing price	As from
						Average price	Min. price	Max. price		
28RL	BPD Industrial Real Estate Fund REIT-Sofia	1	15,000	150.00	BGN	0.0100	0.0100	0.0100	0.0100	05.11.2018
5V2M	Holding Varna AD-Varna	50	4,166,747	4,166.75	BGN	0.0010	0.0010	0.0010	0.0010	28.11.2018

## IPO Segment (No trades in the reported period)

## Privatisation Segment (No trades in the reported period)

## Total trading statistics on a regulated market with indices components

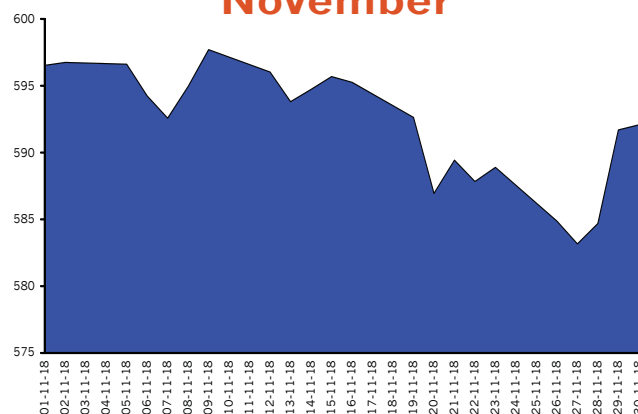
Index	Volume Traded		Value Traded		Trades	
	Total volume (lots)	% of total volume	Total turnover (BGN)	% of total turnover	All trades #	% of all trades
SOFIX	6,278,966	63.48%	11,639,245.53	54.86%	2,524	56.73%
BGBX 40	9,234,547	93.36%	15,582,053.31	73.44%	3,846	86.45%
BG REIT	928,209	9.38%	1,917,633.42	9.04%	283	6.36%
BG TR30	8,534,273	86.28%	16,980,850.44	80.04%	3,336	74.98%
CGIX *	3,315,648	33.52%	4,434,955.65	20.90%	1,634	36.73%

## Market capitalisation of indices components

Index	Total (BGN)	% of total capitalization
SOFIX	3,351,551,736.30	43.91%
BGBX 40	6,140,205,615.28	80.44%
BG REIT	468,071,583.85	6.13%
BG TR30	4,908,322,013.77	64.30%
CGIX *	1,302,695,997.41	17.07%

\* CGIX is an index of the National Corporate Governance Commission, which is just computed and promoted by BSE as from September 19, 2011.

## SOFIX in November



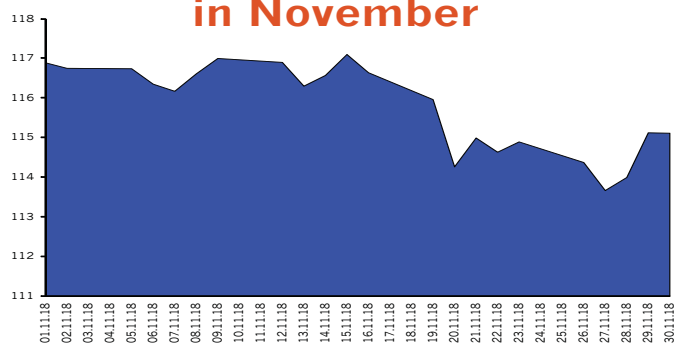
## SOFIX Components

Issuer	Min. price	Max. price	Volume (lots)	Trades	Turnover (BGN)
Advance Terrafund REIT-Sofia	1.9250	1.9800	117,572	174	229,266.81
Albena AD-Albena	44.6000	48.0000	3,001	90	135,797.00
Eurohold Bulgaria AD-Sofia	1.5500	1.6300	2,943,315	116	4,767,945.23
Elana Agrocredit AD-Sofia	1.1500	1.1700	73,999	53	85,239.45
Monbat AD-Sofia	7.0500	7.5000	8,025	69	58,721.85
M+S Hydraulic AD-Kazanlak	7.7000	8.0000	21,356	52	166,761.85
Sirma Group Holding JSC-Sofia	0.8500	0.9720	1,095,374	643	990,756.57
Sopharma AD-Sofia	3.5500	3.8000	273,969	453	1,013,715.25
Stara Planina Hold AD-Sofia	6.4000	6.8000	7,349	69	48,663.70
CB First Investment Bank AD-Sofia	3.4000	3.6000	14,303	42	50,189.56
CB Central Cooperative Bank AD-Sofia	1.3900	1.5650	152,536	197	225,516.29
Trace Group Hold AD-Sofia	2.7000	3.2600	29,076	127	83,186.78
Bulgarian Real Estate Fund REIT-Sofia	1.8700	1.9300	452,528	91	860,565.08
Chimimport AD-Sofia	1.8400	2.0100	1,062,332	300	2,050,150.33
Holding Varna AD-Varna	34.6000	37.6000	24,231	48	872,769.80

## BGBX 40 Components

Issuer	Min. price	Max. price	Volume (lots)	Trades	Turnover (BGN)
Agria Group Holding AD-Varna	8.6500	9.9500	10,608	62	97,690.10
Advance Terrafund REIT-Sofia	1.9250	1.9800	117,572	174	229,266.81
Albena AD-Albena	44.6000	48.0000	3,001	90	135,797.00
Alcomet AD-Shumen	12.0000	13.4000	1,054	14	13,303.80
Allterco AD-Sofia	1.9000	1.9000	844	2	1,603.60
Billboard AD-Sofia	0.3000	0.3480	19,600	25	6,233.50
Bulgarian Stock Exchange-Sofia	4.9000	5.8500	67,041	116	344,804.11
Doverie United Holding PLC-Sofia	1.5050	1.5700	54,092	41	82,497.06
Eurohold Bulgaria AD-Sofia	1.5500	1.6300	2,943,315	116	4,767,945.23
Elana Agrocredit AD-Sofia	1.1500	1.1700	73,999	53	85,239.45
Elhim Iskra AD-Pazardzhik	0.9000	1.1500	201,136	143	188,359.24
EMKA AD-Sevlievo	2.4000	2.6400	16,060	18	40,220.24
Zarneni Hrani Bulgaria AD-Sofia	0.2200	0.2700	442,021	101	104,755.47
Industrial Capital Holding AD-Sofia	2.3000	2.6600	10,316	32	25,887.82
Industrial Holding Bulgaria PLC-Sofia	0.9750	1.0500	1,711,354	87	1,752,777.89
Korado Bulgaria AD-Strazhitsa	6.7500	7.3500	7,077	65	49,349.15
Lavena AD-Shumen	3.5400	3.8800	510	3	1,808.80
Monbat AD-Sofia	7.0500	7.5000	8,025	69	58,721.85
M+S Hydraulic AD-Kazanlak	7.7000	8.0000	21,356	52	166,761.85
Neochim AD-Dimitrograd	30.0000	37.0000	1,344	27	44,264.00
Bulgarian River Shipping AD-Ruse	0.6550	0.7000	11,831	9	7,916.06
Svilosa AD-Svishtov	4.7000	5.4000	49,761	147	254,907.76
Synergon Holding AD-Sofia	0.9300	1.0800	215,526	42	216,743.51
Sirma Group Holding JSC-Sofia	0.8500	0.9720	1,095,374	643	990,756.57
Sopharma AD-Sofia	3.5500	3.8000	273,969	453	1,013,715.25
Sopharma Properties REIT-Sofia	6.3500	6.5000	29,833	58	190,769.65
Sopharma Trading AD-Sofia	6.6000	7.0500	11,756	104	80,746.80
Sofia Commerce-Pawn Brokerage AD-Sofia	3.4600	3.5200	29,949	14	104,763.10
Speedy AD-Sofia	42.6000	44.4000	2,238	51	97,438.60
Stara Planina Hold AD-Sofia	6.4000	6.8000	7,349	69	48,663.70
CB First Investment Bank AD-Sofia	3.4000	3.6000	14,303	42	50,189.56
CB Central Cooperative Bank AD-Sofia	1.3900	1.5650	152,536	197	225,516.29
Trace Group Hold AD-Sofia	2.7000	3.2600	29,076	127	83,186.78
FairPlay Properties REIT-Sofia	0.5000	0.5750	44,699	12	22,472.90
Bulgarian Real Estate Fund REIT-Sofia	1.8700	1.9300	452,528	91	860,565.08
Hydraulic Elements and Systems AD-Yambol	4.7600	4.9000	9,991	51	48,109.92
Chimimport AD-Sofia	1.8400	2.0100	1,062,332	300	2,050,150.33
Holding Varna AD-Varna	34.6000	37.6000	24,231	48	872,769.80
Tchaikapharma High Quality Medicines AD-Sofia	8.2000	8.5000	6,398	24	53,741.70
CEZ Distribution Bulgaria AD-Sofia	199.0000	222.0000	542	74	111,643.00

### BGBX 40 in November



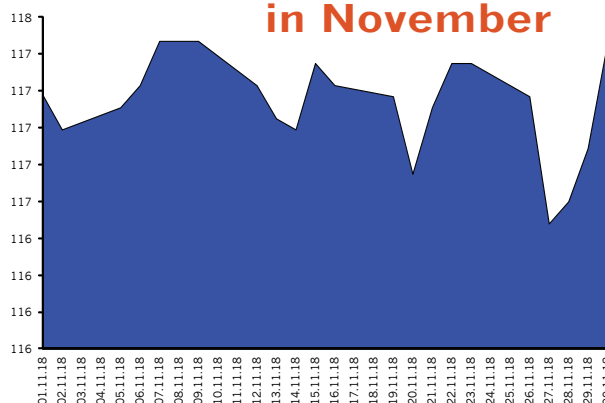
## BG REIT Components

Issuer	Min. price	Max. price	Volume (lots)	Trades	Turnover (BGN)
Advance Terrafund REIT-Sofia	1.9250	1.9800	117,572	174	229,266.81
Balkan and Sea Properties REIT-Varna	15.7000	15.7000	70	2	1,099.00
Bulland Investments REIT-Sofia	0.9700	1.0700	1,529	3	1,626.53
Roi Property Fund REIT-Sofia	4.4000	4.4000	56,500	10	248,600.00
Super Borovetz Property Fund REIT-Varna	1.9200	1.9200	300,000	2	576,000.00
Bulgarian Real Estate Fund REIT-Sofia	1.8700	1.9300	452,528	91	860,565.08
CCB Real Estate Fund REIT-Sofia	47.6000	47.6000	10	1	476.00

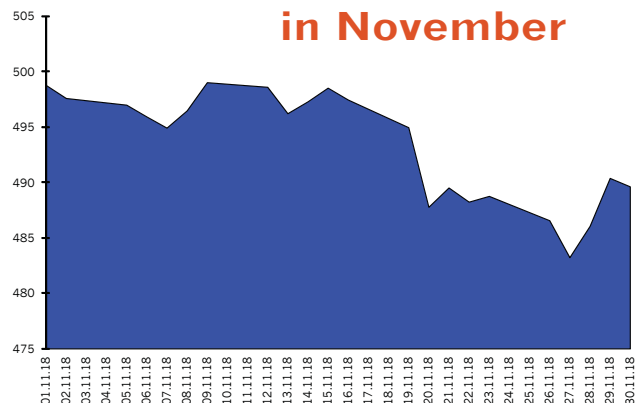
## BG TR30 Components

Issuer	Min. price	Max. price	Volume (lots)	Trades	Turnover (BGN)
Agria Group Holding AD-Varna	8.6500	9.9500	10,608	62	97,690.10
Advance Terrafund REIT-Sofia	1.9250	1.9800	117,572	174	229,266.81
Albena AD-Albena	44.6000	48.0000	3,001	90	135,797.00
Bulgarian Stock Exchange-Sofia	4.9000	5.8500	67,041	116	344,804.11
Doverie United Holding PLC-Sofia	1.5050	1.5700	54,092	41	82,497.06
Eurohold Bulgaria AD-Sofia	1.5500	1.6300	2,943,315	116	4,767,945.23
Elana Agrocredit AD-Sofia	1.1500	1.1700	73,999	53	85,239.45
Industrial Capital Holding AD-Sofia	2.3000	2.6600	10,316	32	25,887.82
Industrial Holding Bulgaria PLC-Sofia	0.9750	1.0500	1,711,354	87	1,752,777.89
Korado Bulgaria AD-Strazhitsa	6.7500	7.3500	7,077	65	49,349.15
M+S Hydraulic AD-Kazanlak	7.7000	8.0000	21,356	52	166,761.85
Monbat AD-Sofia	7.0500	7.5000	8,025	69	58,721.85
Neochim AD-Dimitrovgrad	30.0000	37.0000	1,344	27	44,264.00
SS Konstantine And Elena Holding AD-Varna	18.2000	22.8000	3,092	27	69,278.70
Synergon Holding AD-Sofia	0.9300	1.0800	215,526	42	216,743.51
Synthetica AD-Sofia	42.0000	42.0000	48,240	5	2,026,080.00
Sirma Group Holding JSC-Sofia	0.8500	0.9720	1,095,374	643	990,756.57
Sopharma AD-Sofia	3.5500	3.8000	273,969	453	1,013,715.25
Sopharma Properties REIT-Sofia	6.3500	6.5000	29,833	58	190,769.65
Sopharma Trading AD-Sofia	6.6000	7.0500	11,756	104	80,746.80
Stara Planina Hold AD-Sofia	6.4000	6.8000	7,349	69	48,663.70
CB First Investment Bank AD-Sofia	3.4000	3.6000	14,303	42	50,189.56
CB Texim Bank AD-Sofia	2.6000	2.7000	74,495	21	200,963.20
CB Central Cooperative Bank AD-Sofia	1.3900	1.5650	152,536	197	225,516.29
Trace Group Hold AD-Sofia	2.7000	3.2600	29,076	127	83,186.78
Bulgarian Real Estate Fund REIT-Sofia	1.8700	1.9300	452,528	91	860,565.08
Hydraulic Elements and Systems AD-Yambol	4.7600	4.9000	9,991	51	48,109.92
Chimimport AD-Sofia	1.8400	2.0100	1,062,332	300	2,050,150.33
Holding Varna AD-Varna	34.6000	37.6000	24,231	48	872,769.80
CEZ Distribution Bulgaria AD-Sofia	199.0000	222.0000	542	74	111,643.00

### BG REIT in November



### BG TR30 in November



## Corporate Governance Index CGIX

### CGIX Components

Issuer	Min. price	Max. price	Volume (lots)	Trades	Turnover (BGN)
Bulgarian Stock Exchange-Sofia	4.9000	5.8500	67,041	116	344,804.11
Industrial Holding Bulgaria PLC-Sofia	0.9750	1.0500	1,711,354	87	1,752,777.89
Monbat AD-Sofia	7.0500	7.5000	8,025	69	58,721.85
Sirma Group Holding JSC-Sofia	0.8500	0.9720	1,095,374	643	990,756.57
Sopharma AD-Sofia	3.5500	3.8000	273,969	453	1,013,715.25
Stara Planina Hold AD-Sofia	6.4000	6.8000	7,349	69	48,663.70
CB Central Cooperative Bank AD-Sofia	1.3900	1.5650	152,536	197	225,516.29

### CGIX in November



CGIX is the index of the companies enjoying good corporate governance as selected by the National Corporate Governance Commission.

The starting date of calculation of the CGIX is September 19, 2011.

CGIX is an index of the National Corporate Governance Commission but is currently computed and promoted by BSE.

The Rules on calculating the Corporate Governance Index (CGIX) are available in Bulgarian at [http://download.bse-sofia.bg/others/CGIX\\_Index\\_Rules\\_BG.pdf](http://download.bse-sofia.bg/others/CGIX_Index_Rules_BG.pdf)

### Premium Equities Segment\* (based on non-consolidated reports\*\*)

Issue	Issuer	P / E	P / S	P / B	P / EBIT	ROA	EBIT / Total Asts.	ROE	EBIT / Equity	Current Ratio	Debt / Equity	Assets Turnover
4CF	CB Central Cooperative Bank AD-Sofia	6.55	0.95	0.36				0.06				0.03
5F4	CB First Investment Bank AD-Sofia	4.44	1.01	0.43		0.01		0.10				0.04
6C4	Chimimport AD-Sofia	10.63	189.22	0.36		0.03				2.92	0.09	0.04
4KX	Korado Bulgaria AD-Strazhitsa	13.86	2.07	4.15		0.23	0.28	0.32	0.39	3.54	0.20	1.53
5MB	Monbat AD-Sofia	23.21	0.81	1.77	21.36	0.04	0.04	0.08	0.08	2.20	0.82	1.13
SKK	Sirma Group Holding JSC-Sofia	34.17	8.65	0.80	23.49	0.02	0.03	0.02	0.03	3.19	0.16	0.08
3JR	Sopharma AD-Sofia	15.00	2.12	0.96	10.96	0.05	0.07	0.06	0.09	1.99	0.19	0.36

### Premium Equities Segment\* (based on consolidated reports\*\*)

Issue	Issuer	P / E	P / S	P / B	P / EBIT	ROA	EBIT / Total Asts.	ROE	EBIT / Equity	Current Ratio	Debt / Equity	Assets Turnover
4CF	CB Central Cooperative Bank AD-Sofia	4.56	0.82	0.38		0.01		0.09				0.04
5F4	CB First Investment Bank AD-Sofia	4.11	0.93	0.40		0.01		0.10				0.05
6C4	Chimimport AD-Sofia	6.41	1.06	0.32		0.01				1.23	2.03	1.26
4KX	Korado Bulgaria AD-Strazhitsa											
5MB	Monbat AD-Sofia	15.62	0.95	1.22	7.72	0.05	0.09	0.09	0.17	1.86	0.73	0.75
SKK	Sirma Group Holding JSC-Sofia	9.49	0.94	0.63	4.16	0.04	0.10	0.07	0.16	1.52	0.16	0.44
3JR	Sopharma AD-Sofia	14.38	0.41	0.97	5.92	0.03	0.08	0.07	0.17	1.29	0.58	1.17

### Standard Equities Segment\* (based on non-consolidated reports\*\*)

Issue	Issuer	P / E	P / S	P / B	P / EBIT	ROA	EBIT / Total Asts.	ROE	EBIT / Equity	Current Ratio	Debt / Equity	Assets Turnover
94G	235 Holdings AD-Sofia			12.61						845.00		
A72	Agria Group Holding AD-Varna	12.65	83.52	1.28		0.04		0.10		0.74	1.16	0.07
6AB	Albena AD-Albena	21.56	1.91	0.40	7.25	0.02	0.05	0.02	0.06	0.57	0.13	0.17
6AM	Alcomet AD-Shumen	15.48	0.57	1.20	7.26	0.05	0.10	0.08	0.17	1.33	0.77	1.26
A4L	Allterco AD-Sofia	58.76	62.64	1.67		0.02		0.03		0.45	0.22	0.02
A00	BG Agro AD-Varna		244.28	1.84						8.05		0.01
5BP	Billboard AD-Sofia	10.28	0.56	0.22	2.72	0.02	0.06	0.02	0.08	2.81	0.28	0.28
5BR	Bulgarian River Shipping AD-Ruse	61.61	2.78	0.33				0.01		0.91	0.04	0.10
BSO	Bulgarian Stock Exchange-Sofia	33.69	18.34	3.20		0.09		0.10		4.57	0.01	0.16
5BN	CB Bulgarian American Credit Bank AD-Sofia	11.97	3.29	0.77		0.01		0.07				0.03
5CP	CB Texim Bank AD-Sofia		5.75	2.09								0.05
3CZ	CEZ Distribution Bulgaria AD-Sofia	45.58	1.05	0.64	4.83	0.01	0.09			0.90	0.20	0.43
1CZ	CEZ Electro Bulgaria AD-Sofia	17.07	0.16	0.84		0.02	0.03	0.05	0.06	2.31	0.06	2.43
5DOV	Doverie United Holding PLC-Sofia		158.41	0.84						28.62	0.81	0.02
0EA	Elana Agrocredit AD-Sofia	17.97	50.53	1.03		0.03		0.07		8.64	0.67	0.01
52E	Elhim Iskra AD-Pazardzhik	64.78	0.67	0.82		0.01	0.06	0.01	0.07	8.43	0.02	1.11
57E	EMKA AD-Sevlievo	16.00	0.53	1.43	8.12	0.08	0.15	0.09	0.18	6.11	0.02	2.38
5EO	Etropal AD-Etropole	767.50	3.03	5.01	32.96		0.07	0.01	0.15	1.11	0.64	0.72
4EH	Eurohold Bulgaria AD-Sofia		898.83	0.99						0.18	0.78	0.01
4F6	Fazerles AD-Silistra		0.91	0.50			0.04		0.04	24.42	0.02	0.52
4F8	Formoplast AD-Kardzhali		13.59	8.32			0.01		0.01	2.02		0.35
GTH	Galata Investment Company AD-Varna		991.73	1.58						2.15		
GR6	Gradus AD-Stara Zagora			1.18						1,384.30		
4HS	Holding Sveta Sofia AD-Sofia	11.95	2,055.98	1.20		0.03		0.11		0.97	2.28	0.07
5V2	Holding Varna AD-Varna			1.24						2.76	0.38	
4HE	Hydraulic Elements and Systems AD-Yambol	21.13	1.49	2.72		0.10	0.18	0.12	0.23	1.78		1.36
4HI	Hydroizomat AD-Sofia	95.66	2.10	0.46	12.86		0.03		0.04	2.41	0.02	0.16

\* Ratios are calculated on the base of the last weighted-average price as of the end of the month

\*\* Financial reports data (ttm)

Methodology for Calculation of Financial Ratios is available at [http://download.bse-sofia.bg/pdf/methodology\\_en.pdf](http://download.bse-sofia.bg/pdf/methodology_en.pdf)

# Financial Ratios

November  
2018

Issue	Issuer	P / E	P / S	P / B	P / EBIT	ROA	EBIT / Total Asts.	ROE	EBIT / Equity	Current Ratio	Debt / Equity	Assets Turnover
4I8	Industrial Capital Holding AD-Sofia	16.36	7,464.94	1.47		0.09		0.09		6.58		0.13
4ID	Industrial Holding Bulgaria PLC-Sofia	7.17	46,307.40	0.46		0.05		0.06		0.42	0.08	0.06
4L4	Lavena AD-Shumen	11.21	0.51	1.96	3.87	0.03	0.08	0.05	0.16	5.09	0.46	0.63
5MH	M+S Hydraulic AD-Kazanlak	18.06	2.45	4.04	11.46	0.19	0.30	0.23	0.36	3.53		1.40
3NB	Neochim AD-Dimitrovgrad		0.39	0.93						1.39	0.12	1.45
5ODE	Odessos Shiprepair Yard AD-Varna		1.53	0.70	21.81		0.03		0.03	2.05		0.41
4O1	Oil and Gas Exploration and Production AD-Sofia	21.78	3.04	0.73	9.06	0.03	0.06	0.03	0.08	2.59	0.04	0.18
5PET	Petrol AD-Sofia	1.89	0.03	0.59	1.94	0.07	0.07	0.35	0.34	1.61	1.62	4.64
6S4	Severcoop Gamza Holding AD-Sofia	11.89	342.66	0.43		0.04		0.06		4.24	0.93	0.08
6SOA	Sofia Commerce-Pawn Brokerage AD-Sofia	8.81	1.40	0.76	7.63	0.08	0.09	0.08	0.10	7.75	0.02	0.51
SO5	Sopharma Trading AD-Sofia	14.76	0.31	2.99	10.60	0.04	0.06	0.21	0.29	1.11	2.09	2.07
OSP	Speedy AD-Sofia	17.93	1.94	4.40	10.50	0.15	0.26	0.26	0.45	1.13	0.32	1.40
3NJ	SS Konstantine And Elena Holding AD-Varna	6.85	4.01	1.12	6.13	0.12	0.13	0.18	0.20	0.83	0.04	0.20
5SR	Stara Planina Hold AD-Sofia	24.22	1,669.65	3.59		0.13		0.15		3.04		0.16
3MZ	Svilosa AD-Svishtov		96.77	3.56						4.47		0.04
6S7	Synergion Holding AD-Sofia		37.68	0.13						34.26	0.16	0.01
EHN	Synthetica AD-Sofia			7.73						2.24	0.70	
7TH	Tchaikapharma High Quality Medicines AD-Sofia	55.47	16.74	6.85		0.10	0.15	0.12	0.18	4.89	0.12	0.35
3TV	Toplivo AD-Sofia		0.10	0.16						1.86	0.45	0.95
T57	Trace Group Hold AD-Sofia	6.34	0.35	0.63	8.71	0.06	0.04	0.10	0.08	1.53	0.25	1.08
4PX	Yuri Gagarin PLC-Plovdiv	5.65	0.17	0.23	1.77	0.03	0.09	0.04	0.13	2.00	0.15	0.98
T43	Zarneni Hrani Bulgaria AD-Sofia	13.92	41.76	0.19		0.01		0.01		1.92	0.02	
3ZL	Zlatni Pyasatsi AD-Varna		1.17	0.13						4.60	0.03	0.11

## Standard Equities Segment\* (based on consolidated reports\*\*)

Issue	Issuer	P / E	P / S	P / B	P / EBIT	ROA	EBIT / Total Asts.	ROE	EBIT / Equity	Current Ratio	Debt / Equity	Assets Turnover
A72	Agria Group Holding AD-Varna	4.51	0.29	0.58	2.43	0.05	0.09	0.13	0.25	1.15	1.54	0.76
6AB	Albena AD-Albena	23.29	1.47	0.39	5.77	0.01	0.05	0.02	0.07	0.85	0.19	0.20
6AM	Alcomet AD-Shumen	14.96	0.57	1.24	6.95	0.05	0.11	0.08	0.18	1.48	0.60	1.33
A4L	Allterco AD-Sofia	13.46	0.72	1.07	7.83	0.05	0.09	0.08	0.14	1.48	0.23	1.00
A00	BG Agro AD-Varna	29.00	1.08	1.43	14.56	0.03	0.06	0.05	0.10	1.03	0.48	0.84
5BP	Billboard AD-Sofia	7.91	0.13	0.22	1.05	0.01	0.08	0.03	0.21	0.91	0.80	0.70
5BR	Bulgarian River Shipping AD-Ruse		1.32	0.30						1.24	0.02	0.19
BSO	Bulgarian Stock Exchange-Sofia	10.67	5.31	2.66	11.34	0.05	0.05	0.29	0.27	1.12	0.01	0.11
5BN	CB Bulgarian American Credit Bank AD-Sofia	11.69	3.26	0.95		0.01		0.07				0.03
5CP	CB Texim Bank AD-Sofia		6.78	2.07								0.05
3CZ	CEZ Distribution Bulgaria AD-Sofia	36.23	1.03	0.64	4.50	0.01	0.10	0.02	0.14	0.92	0.20	0.43
5DOV	Doverie United Holding PLC-Sofia		0.21	0.43	4.78		0.03		0.09	1.29	1.00	0.72
57E	EMKA AD-Sevlievo	3.79	0.18	0.78	2.92					4.34	0.53	
5EO	Etropal AD-Etropole	407.01	3.26	4.88	30.05	0.01	0.07	0.01	0.16	1.15	0.65	0.67
4EH	Eurohold Bulgaria AD-Sofia	40.65	0.26	2.06	11.77	0.01	0.02	0.05	0.16	1.14	2.38	0.93
4HS	Holding Sveta Sofia AD-Sofia	29.46	1.83	1.40	190.76	0.01		0.04	0.01	0.85	5.27	0.18
5V2	Holding Varna AD-Varna	68.82	2.74	1.17	15.31	0.01	0.03	0.02	0.08	1.94	1.22	0.17
4HI	Hydroizomat AD-Sofia		2.26	0.50						2.79	0.02	0.16
4I8	Industrial Capital Holding AD-Sofia	9.54	0.15	0.77	1.10	0.02	0.21	0.08	0.73	4.21	0.04	1.50
4ID	Industrial Holding Bulgaria PLC-Sofia	8.41	0.87	0.35	3.02	0.03	0.07	0.04	0.11	1.18	0.20	0.26

\* Ratios are calculated on the base of the last weighted-average price as of the end of the month

\*\* Financial reports data (ttm)

Methodology for Calculation of Financial Ratios is available at [http://download.bse-sofia.bg/pdf/methodology\\_en.pdf](http://download.bse-sofia.bg/pdf/methodology_en.pdf)



# Financial Ratios

November  
2018

Issue	Issuer	P / E	P / S	P / B	P / EBIT	ROA	EBIT / Total Asts.	ROE	EBIT / Equity	Current Ratio	Debt / Equity	Assets Turnover
4L4	Lavena AD-Shumen	10.58	0.52	1.92	3.55	0.03	0.09	0.06	0.17	4.85	0.46	0.61
5MH	M+S Hydraulic AD-Kazanlak	17.79	2.43	4.51	11.13	0.20	0.32	0.25	0.40	2.92		1.45
3NB	Neochim AD-Dimitrovgrad		0.37	0.76	11.40		0.05		0.07	2.36	0.10	1.51
5ODE	Odessos Shiprepair Yard AD-Varna	15.10	1.52	0.71	11.60	0.04	0.05	0.05	0.06	3.53	0.14	0.38
401	Oil and Gas Exploration and Production AD-Sofia	16.45	2.19	0.68	8.88	0.03	0.06	0.04	0.08	3.50	0.03	0.24
5PET	Petrol AD-Sofia	0.42	0.05	0.74	83.61	0.58				1.25	1.93	4.51
6S4	Severcoop Gamza Holding AD-Sofia			1.02						2.18	0.82	0.08
6SOA	Sofia Commerce-Pawn Brokerage AD-Sofia			0.76						8.64	0.02	
SO5	Sopharma Trading AD-Sofia	26.95	0.27	3.86	13.17	0.02	0.05	0.13	0.28	1.09	2.96	2.24
OSP	Speedy AD-Sofia	20.75	1.38	4.83	9.68	0.12	0.27	0.25	0.53	1.23	0.38	1.87
3NJ	SS Konstantine And Elena Holding AD-Varna	11.85	2.02	1.38	5.63	0.04	0.08	0.12	0.26	0.42	1.73	0.22
5SR	Stara Planina Hold AD-Sofia	18.49	0.58	1.48	3.68	0.04	0.18	0.08	0.41	3.50	0.02	1.15
3MZ	Svilosa AD-Svishtov	8.52	1.29	1.31	5.98	0.14	0.19	0.17	0.24	4.67	0.09	0.90
6S7	Synergon Holding AD-Sofia		0.05	0.08	3.15		0.01		0.02	1.17	0.26	0.87
EHN	Synthetica AD-Sofia		2.54	6.70	18.57		0.09		0.35	1.02	2.10	0.67
3TV	Toplivo AD-Sofia		0.07	0.16						1.37	0.56	1.60
4PX	Yuri Gagarin PLC-Plovdiv	2.79	0.14	0.23	1.21	0.06	0.13	0.09	0.20	2.16	0.22	1.12
T43	Zarneni Hrani Bulgaria AD-Sofia	66.23	0.53	0.20	4.25		0.02		0.05	1.79	0.22	0.20
3ZL	Zlatni Pyasatsi AD-Varna		0.57	0.14	9.86		0.01		0.01	4.93	0.03	0.23

## SPVs Segment\* (based on non-consolidated reports\*\*)

Issue	Issuer	P / E	P / S	P / B	P / EBIT	ROA	EBIT / Total Asts.	ROE	EBIT / Equity	Current Ratio	Debt / Equity	Assets Turnover
6A6	Advance Terrafund REIT-Sofia	6.37	4.32	0.69		0.11	0.10	0.11	0.11	9.34		0.16
5AX	Aktiv Properties REIT-Plovdiv		42.47	0.75						0.08	0.23	0.01
5BU	Bulgarian Real Estate Fund REIT-Sofia	6.75	2.50	0.37		0.06	0.06	0.07	0.07	14.55	0.09	0.17
9BH	Bulgarian Receivables Fund SPE-Sofia									1.43		
5BD	Bulland Investments REIT-Sofia	20.17		0.91		0.04		0.05		0.12	0.13	
E7P	Expat Beta REIT-Sofia	28.43		0.83	28.26	0.02	0.02	0.03	0.03	0.18	0.14	
6F3	FairPlay Properties REIT-Sofia	37.76	1.07	0.32		0.01	0.04	0.01	0.05	2.43	0.11	0.20
6S6	Sopharma Properties REIT-Sofia	194.94	11.99	2.16		0.01	0.08	0.01	0.12	0.09	0.29	0.13

\* Ratios are calculated on the base of the last weighted-average price as of the end of the month

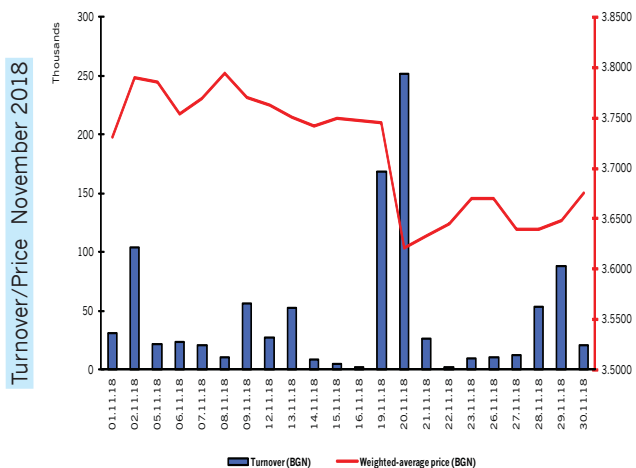
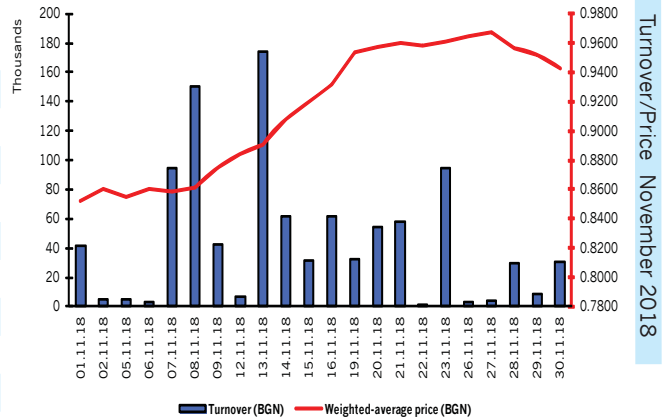
\*\* Financial reports data (ttm)

Methodology for Calculation of Financial Ratios is available at [http://download.bse-sofia.bg/pdf/methodology\\_en.pdf](http://download.bse-sofia.bg/pdf/methodology_en.pdf)

# Top 5 Stocks by Trades November 2018

## Sirma Group Holding

BSE code of the issue	SKK
Volume of the issue (common shares)	59,360,518
Nominal value (BGN per share)	1.00
Gross dividend 2017 (BGN per share)	0.00
Trading on regulated market as from the beginning of the year	
Volume in lots	4,604,437
Value in BGN	4,334,989.52
Trades	2,059
OTC trades as from the beginning of the year *	
Value in BGN	0.00
Volume in lots	0

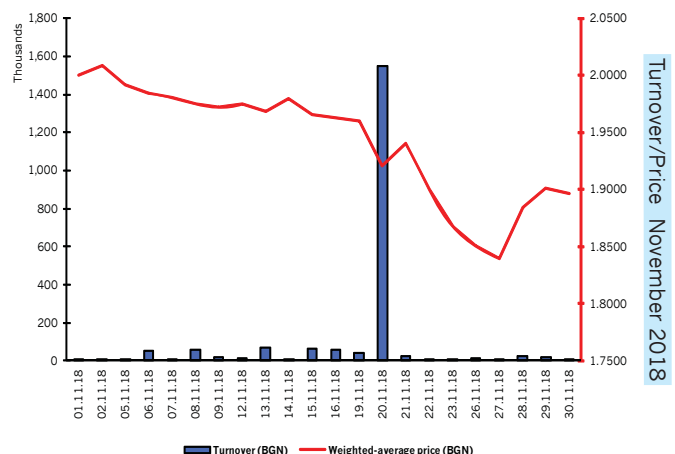


## Sopharma

BSE code of the issue	3JR
Volume of the issue (common shares)	134,797,899
Nominal value (BGN per share)	1.00
Gross semi-annual dividend 2018 (BGN per share)	0.0500
Trading on regulated market as from the beginning of the year	
Volume in lots	4,847,439
Value in BGN	20,250,920.12
Trades	3,721
OTC trades as from the beginning of the year *	
Value in BGN	45,368.00
Volume in lots	21,200

## Chimimport

BSE code of the issue	6C4
Volume of the issue (common shares)	239,646,267
Nominal value (BGN per share)	1.00
Gross dividend 2017 (BGN per share)	0.0630
Trading on regulated market as from the beginning of the year	
Volume in lots	12,928,745
Value in BGN	28,909,233.82
Trades	6,345
OTC trades as from the beginning of the year *	
Value in BGN	0.00
Volume in lots	0



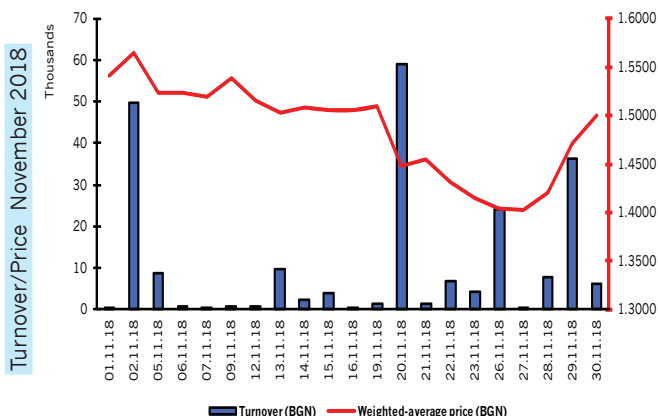
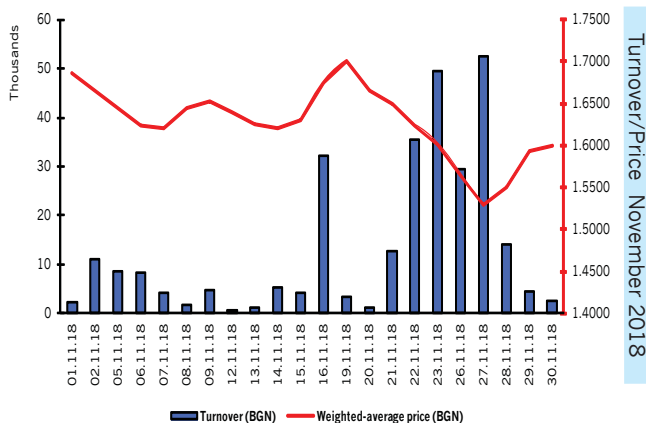
\* Effective as from 03 January 2018, no OTC trades may be announced through the trading system of BSE

# Top 5 Stocks by Trades

## November 2018

### Gradus

BSE code of the issue	GR6
Volume of the issue (common shares)	243,608,710
Nominal value (BGN per share)	1.00
Gross dividend 2017 (BGN per share)	n/a
Trading on regulated market as from the beginning of the year	
Volume in lots	860,708
Value in BGN	1,509,177.13
Trades	871
OTC trades as from the beginning of the year *	
Value in BGN	0.00
Volume in lots	0



### Central Cooperative Bank

BSE code of the issue	4CF
Volume of the issue (common shares)	113,154,291
Nominal value (BGN per share)	1.00
Gross dividend 2017 (BGN per share)	0.00
Trading on regulated market as from the beginning of the year	
Volume in lots	4,602,211
Value in BGN	8,217,523.16
Trades	2,428
OTC trades as from the beginning of the year *	
Value in BGN	0.00
Volume in lots	0