

**May  
2024**

# **MONTHLY BULLETIN**



**БФБ**

BULGARIAN STOCK EXCHANGE  
1000 Sofia, 6 Tri ushi St.  
Tel: (+359 2) 937 09 45; 937 09 34  
<http://www.bse-sofia.bg>; e-mail: [bse@bse-sofia.bg](mailto:bse@bse-sofia.bg)

# General Statistics

May  
2024

Capitalization of BSE Main Market		Change	
As of 31 May 2024			
Market Segment	Capitalization	April * 2024	May * 2023
Premium Equities Segment	4 010 802 548.39	13.20%	63.56%
Standard Equities Segment	8 313 638 866.55	4.00%	6.90%
Special Purpose Vehicles Segment	1 271 547 763.83	0.67%	8.28%
<b>Total Capitalization of BSE Main Market</b>	<b>13 595 989 178.77</b>	<b>6.22%</b>	<b>19.23%</b>

\* as of the end of the period

Issues admitted to trading on BSE Main Market			
Market Segment	Number of new issues	Number of delisted issues	Number of listed issues as of the end of the month
Premium Equities Segment	0	0	10
Standard Equities Segment	1	0	57
Special Purpose Vehicles Segment	0	0	17
Bonds Segment	3	1	103
Compensatory Instruments Segment	0	0	3
Exchange Traded Products Segment	0	0	21
Subscription Rights Segment	3	0	3
Initial Public Offering Segment	0	0	0
Government Securities Segment	1	0	17
<b>TOTAL :</b>	<b>8</b>	<b>1</b>	<b>231</b>

\* as of the end of the period

## BSE Indices

### SOFIX

Value *	865.39
Monthly change	6.37%
Annual change	29.82%
P/E **	11.95
P/B **	1.78

### BGBX 40

Value *	172.03
Monthly change	4.02%
Annual change	16.46%
P/E **	16.36
P/B **	1.85

### BG TR30

Value *	852.38
Monthly change	4.25%
Annual change	13.64%
P/E **	23.95
P/B **	2.86

### BG REIT

Value *	190.36
Monthly change	0.45%
Annual change	0.09%
P/E **	19.03
P/B **	2.45

\* Values as of 31 May 2024

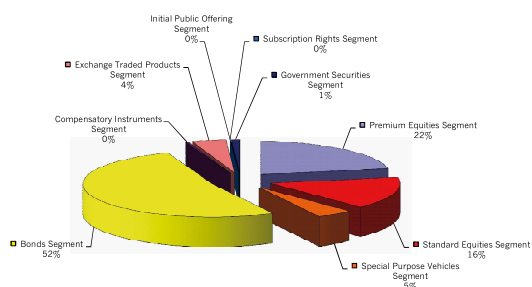
\*\* P (prices) are weighted-average

\*\* Financial reports data (ttm)

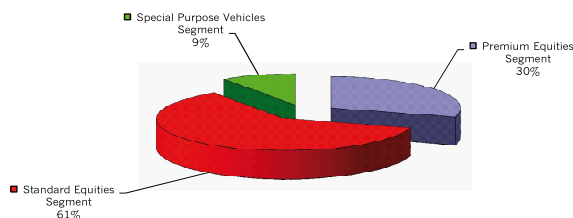
## Monthly Trading by BSE Main Market Segments

Market Segment	May 2024			Change in turnover (%)	
	Trades	Turnover (BGN)	Volume (lots)	April 2024	May 2023
Premium Equities Segment	4 011	10 478 989	3 305 301	35.91%	107.05%
Standard Equities Segment	2 018	7 507 834	1 568 712	-67.29%	-73.17%
Special Purpose Vehicles Segment	442	2 142 271	460 574	-44.55%	-40.70%
Bonds Segment	28	24 740 262	22 384	-38.74%	726.12%
Compensatory Instruments Segment	70	155 777	259 095	-52.38%	38.99%
Exchange Traded Products Segment	88	2 003 735	251 521	-17.79%	107.31%
Subscription Rights Segment	71	10 021	10 120 779	55.34%	n/a
Initial Public Offering Segment	0	0	0	n/a	n/a
Government Securities Segment	1	500 166	500	391.29%	152.12%
Privatisation Segment	0	0	0	n/a	n/a
<b>TOTAL:</b>	<b>6 729</b>	<b>47 539 056</b>	<b>15 988 866</b>	<b>-38.88%</b>	<b>16.16%</b>

### Turnover by Segments of BSE Main Market



### Capitalization by Segments of BSE Main Market



### New issues admitted to trading on the BSE Main Market in May

Issue	Issuer	First Trading Day	Currency	Amount of the issue in the respective currency	Market Segment
SO	Smart Organic AD	23.05.2024	BGN	10 310 000	Standard Equities Segment
OPBB	Opportunity Bulgaria Investment AD	07.05.2024	BGN	7 998 000	Bonds Segment
VPHB	Vinprom Haskovo AD	21.05.2024	BGN	25 000 000	Bonds Segment
BESB	Besatur AD	21.05.2024	BGN	30 000 000	Bonds Segment
BLLG	Ministry of Finance	20.05.2024	BGN	200 000 000	Government Securities Segment

### Daily-Average Trading by BSE Main Market Segments

Market Segment	May 2024			Change in turnover (%)	
	Trades	Turnover (BGN)	Volume (lots)	April 2024	May 2023
Premium Equities Segment	211	551 526	173 963	50.21%	117.95%
Standard Equities Segment	106	395 149	82 564	-63.85%	-71.75%
Special Purpose Vehicles Segment	23	112 751	24 241	-38.72%	-37.58%
Bonds Segment	1	1 302 119	1 178	-32.29%	769.60%
Compensatory Instruments Segment	4	8 199	13 637	-47.37%	46.31%
Exchange Traded Products Segment	5	105 460	13 238	-9.13%	118.22%
Subscription Rights Segment	4	527	532 673	71.70%	n/a
Initial Public Offering Segment	0	0	0	n/a	n/a
Government Securities Segment	0	26 325	26	443.00%	165.39%
Privatisation Segment	0	0	0	n/a	n/a
<b>TOTAL:</b>	<b>354</b>	<b>2 502 056</b>	<b>841 519</b>	<b>-32.45%</b>	<b>22.28%</b>

Number of trading sessions in May

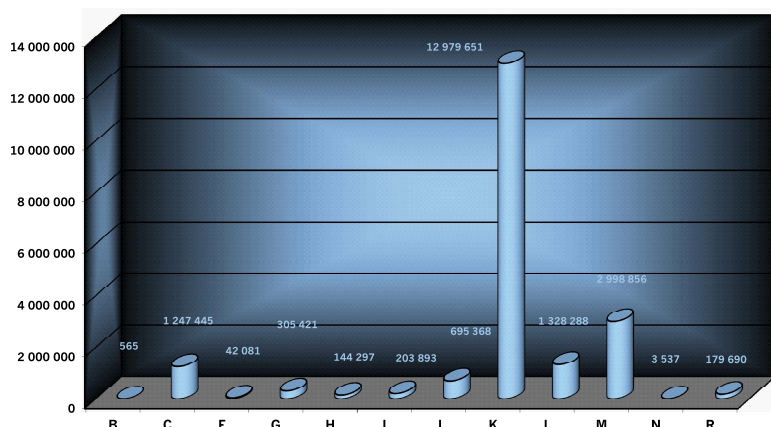
19

Monthly Average USD/BGN Exchange Rate

1.8095

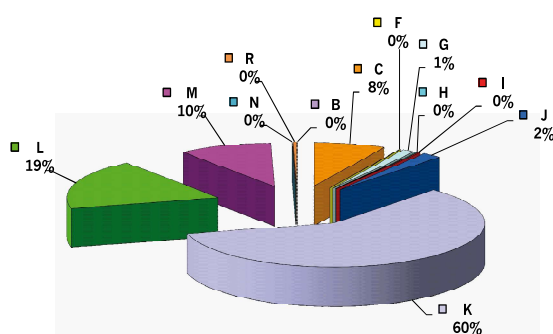
Trading by sections under NACE, Rev. 2		Trades	Volume (lots)	Turnover (BGN)
B	Mining and quarrying	1	100	565.00
C	Manufacturing	705	206 341	1 247 445.49
F	Construction	38	8 911	42 081.34
G	Wholesale and retail trade; repair of motor vehicles and motorcycles	180	172 682	305 421.40
H	Transportation and storage	38	6 609	144 296.76
I	Accommodation and food service activities	31	7 635	203 893.40
J	Information and communication	330	141 330	695 368.05
K	Financial and insurance activities	3 797	3 081 961	12 979 651.33
L	Real estate activities	46	110 864	1 328 288.20
M	Professional, scientific and technical activities	1 194	1 584 520	2 998 856.06
N	Administrative and support service activities	3	2 147	3 537.05
R	Arts, entertainment and recreation	108	11 487	179 690.20

### Share of sections under NACE, Rev. 2 in the total turnover (BGN) on the BSE Main Market in May



- B Mining and quarrying
- C Manufacturing
- F Construction
- G Wholesale and retail trade; repair of motor vehicles and motorcycles
- H Transportation and storage
- I Accommodation and food service activities
- J Information and communication
- K Financial and insurance activities
- L Real estate activities
- M Professional, scientific and technical activities
- N Administrative and support service activities
- R Arts, entertainment and recreation

### Share of sections under NACE, Rev. 2 in the total turnover on the BSE Main Market in the last 365 days



- B Mining and quarrying
- C Manufacturing
- F Construction
- G Wholesale and retail trade; repair of motor vehicles and motorcycles
- H Transportation and storage
- I Accommodation and food service activities
- J Information and communication
- K Financial and insurance activities
- L Real estate activities
- M Professional, scientific and technical activities
- N Administrative and support service activities
- R Arts, entertainment and recreation



## TOP 5

### Liquidity Ranking

Issuer	Trades	Volume (lots)	Turnover (BGN)
CB First Investment Bank AD-Sofia	1 564	943 853	3 902 219.74
Agria Group Holding AD	520	53 893	1 167 796.85
Sirma Group Holding AD	422	1 492 489	1 231 710.46
Shelly Group AD	391	32 308	2 308 091.20
Bianor Holding AD	328	141 160	694 708.05

## TOP 5

### Members

Trades		Turnover (BGN)	
Inv. Intermediary "Karoll" AD	5 938	CB "Central Cooperative Bank" AD	17 863 586.85
Inv. Intermediary "Elana Trading" AD	2 639	Inv. Intermediary "Real Finance" AD	16 375 112.90
Inv. Intermediary "BenchMark Finance" AD	1 118	Inv. Intermediary "Karoll" AD	13 132 824.04
Inv. Intermediary "First Financial Brokerage House" EOOD	917	Inv. Intermediary "ABV Investments" EOOD	10 676 861.74
Inv. Intermediary "UG Market" EAD	742	CB "Bulgarian American Credit Bank" AD	7 086 614.62

## TOP 30

### Capitalization as of 31 May 2024

Issues of shares on the BSE Main Market

Issue	Issuer	Nominal (BGN)	Amount (Shares)	Closing price (BGN)	Capitalization (BGN)
THQM	Tchaikapharma High Quality Medicines AD	1.00	84 500 000	17.2000	1 453 400 000.00
SLYG	Shelly Group AD	1.00	18 050 945	74.4000	1 342 990 308.00
SFA	Sopharma AD	1.00	179 100 063	6.2600	1 121 166 394.38
SPDY	Speedy AD-Sofia	1.00	5 377 619	167.0000	898 062 373.00
FIB	CB First Investment Bank AD-Sofia	1.00	149 084 800	4.5600	679 826 688.00
MSH	M+S Hydraulic AD-Kazanlak	1.00	39 445 200	11.2000	441 786 240.00
EUBG	Eurohold Bulgaria AD	1.00	260 500 000	1.5200	395 960 000.00
GR6	Gradus AD-Stara Zagora	1.00	243 608 710	1.4100	343 488 281.10
VAM	Velgraf Asset Management AD-Sofia	1.00	68 979 758	4.7000	324 204 862.60
HVAR	Holding Varna AD	1.00	6 485 897	45.2000	293 162 544.40
ATER	Advance Terrafund REIT-Sofia	1.00	85 110 091	3.3300	283 416 603.03
SPH	Stara Planina Hold AD-Sofia	1.00	21 000 000	10.3000	216 300 000.00
SO	Smart Organic AD	1.00	10 310 000	20.6000	212 386 000.00
CCB	CB Central Cooperative Bank AD	1.00	127 129 970	1.6700	212 307 049.90
TIB	Telematic Interactive Bulgaria AD-Sofia	1.00	12 960 018	15.6000	202 176 280.80
SFT	Sopharma Trading AD-Sofia	1.00	34 276 050	5.8500	200 514 892.50
SFI	Sopharma Properties REIT-Sofia	1.00	21 951 320	9.0000	197 561 880.00
DUH	Doverie United Holding PLC	1.00	21 499 855	8.8400	190 058 718.20
GTH	Galata Investment Company AD	1.00	68 571 234	2.5600	175 542 359.04
SYN	Synthetica AD	1.00	3 000 000	58.0000	174 000 000.00
CHIM	Chimimport AD	1.00	239 646 267	0.7150	171 347 080.91
IHB	Industrial Holding Bulgaria PLC-Sofia	1.00	96 808 417	1.7600	170 382 813.92
HRZ	Rodna Zemya Holding AD	1.00	56 010 597	3.0200	169 152 002.94
ODES	Odessos Shiprepair Yard AD-Varna	1.00	586 642	286.0000	167 779 612.00
BSP	Balkan and Sea Properties REIT	1.00	6 925 156	23.0000	159 278 588.00
CHSB	Himsnab Bulgaria AD-Sofia	1.00	2 494 631	62.5000	155 914 437.50
AGH	Agria Group Holding AD	1.00	6 800 000	21.4000	145 520 000.00
CAPM	Capital Management SPV-Sofia	1.00	1 758 296	78.0000	137 147 088.00
ALCM	Alcomet AD-Shumen	1.00	17 952 959	7.0000	125 670 713.00
HNVK	Holding Nov Vek AD	1.00	5 610 437	21.2000	118 941 264.40

## Premium Equities Segment

Issue	Issuer	Nominal (BGN)	Amount (Shares)	Closing price (BGN)	Capitalisation (BGN)
AGH	Agria Group Holding AD	1.00	6 800 000	21.4000	145 520 000.00
BSE	Bulgarian Stock Exchange AD	1.00	6 582 860	14.4000	94 793 184.00
CCB	CB Central Cooperative Bank AD	1.00	127 129 970	1.6700	212 307 049.90
CHIM	Chimimport AD	1.00	239 646 267	0.7150	171 347 080.91
FIB	CB First Investment Bank AD-Sofia	1.00	149 084 800	4.5600	679 826 688.00
KBG	Korado Bulgaria AD	1.00	13 168 614	5.5000	72 427 377.00
MONB	Monbat AD	1.00	39 000 000	3.0000	117 000 000.00
SFA	Sopharma AD	1.00	179 100 063	6.2600	1 121 166 394.38
SGH	Sirma Group Holding AD	1.00	59 360 518	0.9000	53 424 466.20
SLYG	Shelly Group AD	1.00	18 050 945	74.4000	1 342 990 308.00

## Standard Equities Segment

Issue	Issuer	Nominal (BGN)	Amount (Shares)	Closing price (BGN)	Capitalisation (BGN)
ALB	Albena AD	1.00	4 273 126	26.8000	114 519 776.80
ALCM	Alcomet AD-Shumen	1.00	17 952 959	7.0000	125 670 713.00
ASKR	Asenova Krepost AD	3.00	4 296 006	15.4000	66 158 492.40
BNR	Bianor Holding AD	1.00	12 290 133	5.7500	70 668 264.75
BBRD	Billboard AD-Sofia	1.00	15 000 000	0.4800	7 200 000.00
BRP	Bulgarian River Shipping AD-Ruse	1.00	35 708 674	0.7150	25 531 701.91
BMTL	Bulmetal AD	1.00	7 155 179	8.3500	59 745 744.65
TXIM	CB Texim Bank AD-Sofia	1.00	33 595 036	3.5000	117 582 626.00
DUH	Doverie United Holding PLC	1.00	21 499 855	8.8400	190 058 718.20
EAC	Elana Agrocredit AD	1.00	36 629 925	1.0800	39 560 319.00
11C	Eleven Capital AD-Sofia	1.00	2 301 528	17.0000	39 125 976.00
ELHM	Elhim Iskra AD-Pazardzhik	1.00	25 108 410	0.9000	22 597 569.00
EMKA	EMKA AD-Sevlievo	1.00	43 399 452	2.1000	91 138 849.20
ETR	Etropal AD-Etropole	1.00	5 000 000	4.5000	22 500 000.00
EUBG	Eurohold Bulgaria AD	1.00	260 500 000	1.5200	395 960 000.00
FZLS	Fazerles AD-Silistra	1.00	515 000	17.0000	8 755 000.00
FORM	Formoplast AD-Kardzhali	1.00	3 798 905	6.5000	24 692 882.50
GTH	Galata Investment Company AD	1.00	68 571 234	2.5600	175 542 359.04
GR6	Gradus AD-Stara Zagora	1.00	243 608 710	1.4100	343 488 281.10
CHSB	Himsnab Bulgaria AD-Sofia	1.00	2 494 631	62.5000	155 914 437.50
HCEN	Holding Center AD	1.00	735 910	39.6000	29 142 036.00
HNVK	Holding Nov Vek AD	1.00	5 610 437	21.2000	118 941 264.40
HSOF	Holding Sveta Sofia AD-Sofia	1.00	9 940 391	3.4200	33 996 137.22
HVAR	Holding Varna AD	1.00	6 485 897	45.2000	293 162 544.40
HES	Hydraulic Elements and Systems /HES/ AD-Yambol	1.00	18 193 752	5.5500	100 975 323.60
HIKA	Industrial Capital Holding AD-Sofia	1.00	15 864 544	2.8800	45 689 886.72
IHB	Industrial Holding Bulgaria PLC-Sofia	1.00	96 808 417	1.7600	170 382 813.92
IDH	Industry Development Holding AD	1.00	9 980 925	2.6400	26 349 642.00
IBG	Investor.BG AD-Sofia	1.00	4 782 362	21.0000	100 429 602.00
LAV	Lavena AD	1.00	9 919 410	1.7500	17 358 967.50
MSH	M+S Hydraulic AD-Kazanlak	1.00	39 445 200	11.2000	441 786 240.00
NLC	Neo London Capital PLC	100.00	99 950	204.0000	20 389 800.00
NEOH	Neochim AD	1.00	2 654 358	18.5000	49 105 623.00
ODES	Odessos Shiprepair Yard AD-Varna	1.00	586 642	286.0000	167 779 612.00
NGAZ	Oil and Gas Exploration and Production AD-Sofia	1.00	12 228 062	5.6500	69 088 550.30
PET	Petrol AD	4.00	27 312 403	0.9200	25 127 410.76
HRZ	Rodna Zemya Holding AD	1.00	56 010 597	3.0200	169 152 002.94
GAMZ	Severcoop Gamza Holding AD-Sofia	2.00	5 347 798	4.4000	23 530 311.20
HSI	Sila Holding AD	1.00	36 852 997	3.0000	110 558 991.00

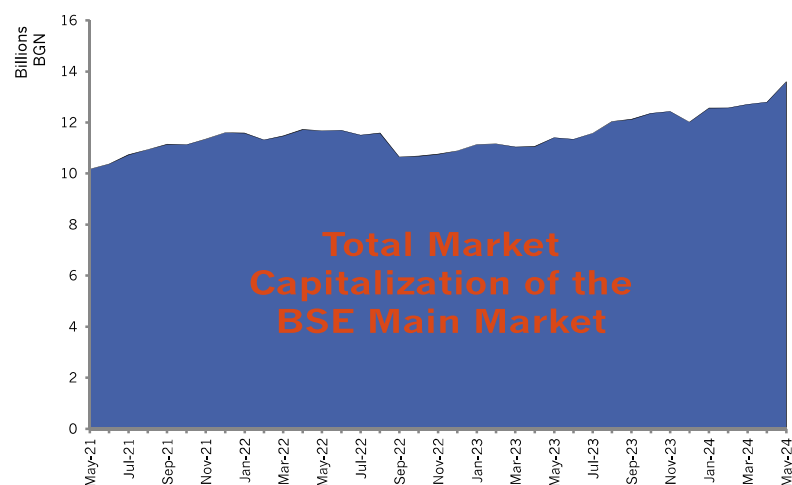
# Capitalisation by Issues

May  
2024

Issue	Issuer	Nominal (BGN)	Amount (Shares)	Closing price (BGN)	Capitalisation (BGN)
SO	Smart Organic AD	1.00	10 310 000	20.6000	212 386 000.00
SCOM	Sofia Commerce-Pawn Brokerage AD	1.00	8 937 384	3.7600	33 604 563.84
SFT	Sopharma Trading AD-Sofia	1.00	34 276 050	5.8500	200 514 892.50
SPDY	Speedy AD-Sofia	1.00	5 377 619	167.0000	898 062 373.00
SKEH	SS Konstantine and Elena Holding AD	1.00	3 309 560	23.0000	76 119 880.00
SPH	Stara Planina Hold AD-Sofia	1.00	21 000 000	10.3000	216 300 000.00
SNRG	Synergon Holding AD-Sofia	1.00	18 358 849	1.2100	22 214 207.29
SYN	Synthetica AD	1.00	3 000 000	58.0000	174 000 000.00
THQM	Tchaikapharma High Quality Medicines AD	1.00	84 500 000	17.2000	1 453 400 000.00
TBS	Telelink Business Services Group AD	1.00	12 500 000	8.8000	110 000 000.00
TIB	Telematic Interactive Bulgaria AD-Sofia	1.00	12 960 018	15.6000	202 176 280.80
TCH	TK-Hold PLC	1.00	8 539 384	6.8000	58 067 811.20
TOPL	Toplivo AD-Sofia	1.00	5 416 829	8.0000	43 334 632.00
T57	Trace Group Hold AD-Sofia	1.00	24 200 000	4.9000	118 580 000.00
VAM	Velgraf Asset Management AD-Sofia	1.00	68 979 758	4.7000	324 204 862.60
WMG	Web Media Group AD-Sofia	1.00	7 840 000	1.6000	12 544 000.00
ZHBG	Zarneni Hrani Bulgaria AD-Sofia	1.00	195 660 287	0.1300	25 435 837.31
HLEV	Zlaten Lev Holding AD	1.00	6 481 960	3.6000	23 335 056.00

## Special Purpose Vehicles Segment

Issue	Issuer	Nominal (BGN)	Amount (Shares)	Closing price (BGN)	Capitalisation (BGN)
AKTV	Aktiv Properties REIT	9.00	2 192 011	6.6000	14 467 272.60
ALT	Alteron REIT	1.00	1 504 998	25.2000	37 925 949.60
ATER	Advance Terrafund REIT-Sofia	1.00	85 110 091	3.3300	283 416 603.03
BPF	Bravo Property Fund REIT	1.00	36 700 000	1.0800	39 636 000.00
BREF	Bulgarian Real Estate Fund REIT-Sofia	1.00	34 641 925	2.5400	87 990 489.50
BRF	Bulgarian Receivables Fund SPE	1.00	1 500 000	1.6500	2 475 000.00
BSP	Balkan and Sea Properties REIT	1.00	6 925 156	23.0000	159 278 588.00
CAPM	Capital Management SPV-Sofia	1.00	1 758 296	78.0000	137 147 088.00
EXPR	Exclusive Property REIT-Sofia	1.00	9 452 340	2.1800	20 606 101.20
FAM	Finance Assistance Management SPV	1.00	650 000	4.2000	2 730 000.00
FPP	FairPlay Properties REIT-Sofia	1.00	78 545 400	0.8800	69 119 952.00
LAND	Bulland Investments REIT-Sofia	1.00	15 008 125	0.9000	13 507 312.50
PREM	Premier Fund REIT	1.00	1 799 999	13.4000	24 119 986.60
RPF	Roi Property Fund REIT	1.00	6 162 500	8.5000	52 381 250.00
SBPF	Super Borovetz Property Fund REIT	1.00	23 379 995	3.0400	71 075 184.80
SFB	Sopharma Buildings REIT	1.00	3 899 940	14.9000	58 109 106.00
SFI	Sopharma Properties REIT-Sofia	1.00	21 951 320	9.0000	197 561 880.00



# Trade by Issues

May  
2024

## Premium Equities Segment

Issue	Issuer	Trades	Volume (lots)	Turnover (BGN)	Trading currency	Weighted & Corrected Values			Closing price	As from
						Average price	Min. price	Max. price		
AGH	Agria Group Holding AD	520	53 893	1 167 796.85	BGN	21.6688	19.4667	23.7388	21.4000	31.05.2024
BSE	Bulgarian Stock Exchange AD	219	30 393	441 714.90	BGN	14.5334	14.3585	15.1213	14.4000	31.05.2024
CCB	CB Central Cooperative Bank AD	223	244 372	403 698.60	BGN	1.6520	1.5002	1.7031	1.6700	31.05.2024
CHIM	Chimimport AD	251	364 644	265 016.47	BGN	0.7268	0.6736	0.7655	0.7150	31.05.2024
FIB	CB First Investment Bank AD-Sofia	1 564	943 853	3 902 219.74	BGN	4.1344	2.9679	4.9141	4.5600	31.05.2024
KBG	Korado Bulgaria AD	52	12 387	62 503.70	BGN	5.0459	4.6000	5.5000	5.5000	30.05.2024
MONB	Monbat AD	100	32 803	102 101.86	BGN	3.1126	3.0000	3.3175	3.0000	31.05.2024
SFA	Sopharma AD	269	98 159	594 135.70	BGN	6.0528	5.9636	6.1634	6.2600	31.05.2024
SGH	Sirma Group Holding AD	422	1 492 489	1 231 710.46	BGN	0.8253	0.7586	0.9159	0.9000	31.05.2024
SLYG	Shelly Group AD	391	32 308	2 308 091.20	BGN	71.4402	67.9808	74.9716	74.4000	31.05.2024

## Standard Equities Segment

Issue	Issuer	Trades	Volume (lots)	Turnover (BGN)	Trading currency	Weighted & Corrected Values			Closing price	As from
						Average price	Min. price	Max. price		
11C	Eleven Capital AD-Sofia	215	33 953	562 484.30	BGN	16.5666	15.1171	18.4483	17.0000	31.05.2024
ALB	Albena AD	31	7 635	203 893.40	BGN	26.7051	26.1086	27.0000	26.8000	30.05.2024
ALCM	Alcomet AD-Shumen	25	3 409	23 457.05	BGN	6.8809	6.8000	7.0000	7.0000	31.05.2024
ASKR	Asenova Krepost AD	1	25	385.00	BGN	15.4000	15.4000	15.4000	15.4000	27.05.2024
BBRD	Billboard AD-Sofia	12	10 649	4 805.80	BGN	0.4513	0.4209	0.4817	0.4800	31.05.2024
BMTL	Bulmetal AD	5	791	6 636.60	BGN	8.3901	8.3500	8.6000	8.3500	29.05.2024
BNR	Bianor Holding AD	328	141 160	694 708.05	BGN	4.9214	4.7223	5.4464	5.7500	31.05.2024
BRP	Bulgarian River Shipping AD-Ruse	7	5 773	3 714.76	BGN	0.6434	0.6093	0.7150	0.7150	14.05.2024
CHSB	Hirmsnab Bulgaria AD-Sofia	13	9 405	587 812.50	BGN	62.5000	62.5000	62.5000	62.5000	31.05.2024
DUH	Doverie United Holding PLC	303	65 153	581 191.72	BGN	8.9204	8.5161	9.0734	8.8400	31.05.2024
EAC	Elana Agrocredit AD	121	363 741	395 381.13	BGN	1.0870	1.0604	1.1000	1.0800	31.05.2024
ELHM	Elhim Iskra AD-Pazardzhik	3	10 800	9 495.00	BGN	0.8792	0.7500	0.9000	0.9000	31.05.2024
EMKA	EMKA AD-Sevlievo	20	6 151	12 784.88	BGN	1.9952	1.9702	2.0135	2.1000	29.05.2024
ETR	Etropal AD-Etropole	2	150	675.00	BGN	4.5000	4.5000	4.5000	4.5000	28.05.2024
EUBG	Eurohold Bulgaria AD	60	331 219	471 570.03	BGN	1.4237	1.3138	1.5508	1.5200	31.05.2024
FORM	Formoplast AD-Kardzhali	3	90	591.00	BGN	6.5667	6.5000	6.6000	6.5000	21.05.2024
FZLS	Fazerles AD-Silistra	2	34	578.00	BGN	17.0000	17.0000	17.0000	17.0000	30.05.2024
GAMZ	Severcoop Gamza Holding AD-Sofia	3	100	435.00	BGN	4.3500	4.3000	4.4000	4.4000	21.05.2024
GR6	Gradus AD-Stara Zagora	15	12 873	18 362.95	BGN	1.4265	1.4000	1.4371	1.4100	29.05.2024
GTH	Galata Investment Company AD	9	76 450	195 707.00	BGN	2.5599	2.5400	2.5600	2.5600	31.05.2024
HCEN	Holding Center AD	1	15	594.00	BGN	39.6000	39.6000	39.6000	39.6000	28.05.2024
HES	Hydraulic Elements and Systems /HES/ AD-Yambol	23	5 031	28 807.60	BGN	5.7260	5.6000	5.8500	5.5500	31.05.2024
HIKA	Industrial Capital Holding AD-Sofia	7	988	2 841.44	BGN	2.8760	2.8600	2.9000	2.8800	31.05.2024
HLEV	Zlaten Lev Holding AD	2	110	386.00	BGN	3.5091	3.5091	3.5091	3.6000	27.05.2024
HNVK	Holding Nov Vek AD	14	19 742	417 366.00	BGN	21.1410	21.0000	21.2000	21.2000	31.05.2024
HRZ	Rodna Zemya Holding AD	7	66 170	199 836.80	BGN	3.0201	3.0200	3.0400	3.0200	31.05.2024
HSI	Sila Holding AD	5	42 650	127 950.00	BGN	3.0000	3.0000	3.0000	3.0000	31.05.2024
HSOF	Holding Sveta Sofia AD-Sofia	2	175	627.00	BGN	3.5829	3.4200	3.8000	3.4200	30.05.2024
HVAR	Holding Varna AD	89	3 950	178 523.00	BGN	45.1957	45.1600	45.2000	45.2000	27.05.2024
IBG	Investor.BG AD-Sofia	1	20	420.00	BGN	21.0000	21.0000	21.0000	21.0000	23.05.2024
IDH	Industry Development Holding AD	1	150	396.00	BGN	2.6400	2.6400	2.6400	2.6400	23.05.2024
IHB	Industrial Holding Bulgaria PLC-Sofia	10	7 125	12 159.00	BGN	1.7065	1.7000	1.7800	1.7600	30.05.2024
LAV	Lavena AD	1	300	525.00	BGN	1.7500	1.7500	1.7500	1.7500	23.05.2024
MSH	M+S Hydraulic AD-Kazanlak	71	13 388	146 874.80	BGN	10.5788	10.2494	11.3225	11.2000	31.05.2024
NEOH	Neochim AD	44	2 331	44 166.50	BGN	18.9474	18.5000	19.9098	18.5000	31.05.2024
NGAZ	Oil and Gas Exploration and Production AD-Sofia	1	100	565.00	BGN	5.6500	5.6500	5.6500	5.6500	23.05.2024

# Trade by Issues

May  
2024

Issue	Issuer	Trades	Volume (lots)	Turnover (BGN)	Trading currency	Weighted & Corrected Values			Closing price	As from
						Average price	Min. price	Max. price		
NLC	Neo London Capital PLC	1	2	408.00	BGN	204.0000	204.0000	204.0000	204.0000	27.05.2024
ODES	Odessos Shiprepair Yard AD-Varna	11	42	13 500.00	BGN	306.2662	286.0000	316.0000	286.0000	31.05.2024
PET	Petrol AD	21	9 773	8 577.47	BGN	0.8777	0.8284	1.0271	0.9200	31.05.2024
SCOM	Sofia Commerce-Pawn Brokerage AD	30	10 061	37 986.98	BGN	3.7757	3.7000	3.9400	3.7600	31.05.2024
SFT	Sopharma Trading AD-Sofia	129	48 226	282 028.00	BGN	5.8480	5.7500	5.9140	5.8500	31.05.2024
SKEH	SS Konstantine and Elena Holding AD	9	14 320	324 032.00	BGN	22.6279	22.6000	23.0000	23.0000	29.05.2024
SNRG	Synergon Holding AD-Sofia	9	2 336	2 935.12	BGN	1.2565	1.2000	1.3000	1.2100	29.05.2024
SO	Smart Organic AD	53	6 360	135 636.80	BGN	21.2262	20.1384	21.8858	20.6000	31.05.2024
SPDY	Speedy AD-Sofia	31	836	140 582.00	BGN	168.1603	159.9200	178.0909	167.0000	31.05.2024
SPH	Stara Planina Hold AD-Sofia	23	4 351	45 146.10	BGN	10.3760	10.2130	10.8500	10.3000	31.05.2024
SYN	Synthetica AD	10	17 890	1 001 870.00	BGN	56.0017	56.0000	58.0000	58.0000	29.05.2024
T57	Trace Group Hold AD-Sofia	38	8 911	42 081.34	BGN	4.7224	4.1969	4.9080	4.9000	31.05.2024
TBS	Telelink Business Services Group AD	37	4 185	36 864.45	BGN	8.8087	8.7318	8.9500	8.8000	31.05.2024
TCH	TK-Hold PLC	2	100	680.00	BGN	6.8000	6.8000	6.8000	6.8000	27.05.2024
THQM	Tchaikapharma High Quality Medicines AD	8	3 441	59 785.20	BGN	17.3744	17.2000	17.4000	17.2000	29.05.2024
TIB	Telematic Interactive Bulgaria AD-Sofia	108	11 487	179 690.20	BGN	15.6429	15.4070	15.8008	15.6000	31.05.2024
TXIM	CB Texim Bank AD-Sofia	8	69 637	243 729.50	BGN	3.5000	3.5000	3.5000	3.5000	31.05.2024
VAM	Velgraf Asset Management AD-Sofia	2	115	537.50	BGN	4.6739	4.5000	4.7000	4.7000	14.05.2024
WMG	Web Media Group AD-Sofia	1	150	240.00	BGN	1.6000	1.6000	1.6000	1.6000	16.05.2024
ZHBG	Zarneni Hrani Bulgaria AD-Sofia	30	114 683	14 815.93	BGN	0.1292	0.1263	0.1390	0.1300	31.05.2024

## Special Purpose Vehicles Segment

Issue	Issuer	Trades	Volume (lots)	Turnover (BGN)	Trading currency	Weighted & Corrected Values			Closing price	As from
						Average price	Min. price	Max. price		
AKTV	Aktiv Properties REIT	7	5 205	34 169.75	BGN	6.5648	6.3512	6.6000	6.6000	29.05.2024
ALT	Alteron REIT	1	20	504.00	BGN	25.2000	25.2000	25.2000	25.2000	07.05.2024
ATER	Advance Terrafund REIT-Sofia	251	171 716	572 461.29	BGN	3.1330	3.0947	3.1887	3.3300	31.05.2024
BPF	Bravo Property Fund REIT	3	932	1 021.20	BGN	1.0906	1.0640	1.1100	1.0800	27.05.2024
BREF	Bulgarian Real Estate Fund REIT-Sofia	116	135 307	339 308.36	BGN	2.5077	2.4589	2.5400	2.5400	31.05.2024
BRF	Bulgarian Receivables Fund SPE	3	2 147	3 537.05	BGN	1.6474	1.6300	1.6500	1.6500	20.05.2024
BSP	Balkan and Sea Properties REIT	7	9 470	217 810.00	BGN	23.0000	23.0000	23.0000	23.0000	31.05.2024
CAPM	Capital Management SPV-Sofia	4	2 400	187 200.00	BGN	78.0000	78.0000	78.0000	78.0000	08.05.2024
EXPR	Exclusive Property REIT-Sofia	1	150	327.00	BGN	2.1800	2.1800	2.1800	2.1800	23.05.2024
FAM	Finance Assistance Management SPV	1	650	2 730.00	BGN	4.2000	4.2000	4.2000	4.2000	15.05.2024
FPP	FairPlay Properties REIT-Sofia	9	47 378	41 830.05	BGN	0.8829	0.8800	0.9000	0.8800	22.05.2024
LAND	Bulland Investments REIT-Sofia	5	5 259	4 793.15	BGN	0.9114	0.9000	0.9601	0.9000	31.05.2024
PREM	Premier Fund REIT	7	10 360	138 824.00	BGN	13.4000	13.4000	13.4000	13.4000	08.05.2024
RPF	Roi Property Fund REIT	17	67 650	575 025.00	BGN	8.5000	8.5000	8.5000	8.5000	31.05.2024
SBPF	Super Borovetz Property Fund REIT	1	150	456.00	BGN	3.0400	3.0400	3.0400	3.0400	15.05.2024
SFB	Sopharma Buildings REIT	3	1 065	15 868.50	BGN	14.9000	14.9000	14.9000	14.9000	28.05.2024
SFI	Sopharma Properties REIT-Sofia	6	715	6 405.55	BGN	8.9589	8.7000	9.0000	9.0000	22.05.2024

# Trade by Issues

May  
2024

## Bonds Segment

Issue	Issuer	Trades	Volume (lots)	Turnover (BGN)	Trading currency	Clean Prices (% of nominal)				As from
						Average price	Min. price	Max. price	Closing price	
6B6A	Bulgar Czech Invest Holding AD-Plovdiv	3	1 898	3 025 218.98	EUR	100.2000	100.2000	100.2000	100.2000	21.05.2024
8AVA	Asterion Bulgaria AD	1	1	820.19	EUR	100.0000	100.0000	100.0000	100.0000	27.05.2024
BESB	Besatur AD	3	7 000	7 044 291.83	BGN	100.1000	100.1000	100.1000	100.1000	23.05.2024
BSPB	Balkan and Sea Properties REIT	1	510	512 621.90	BGN	100.2500	100.2500	100.2500	100.2500	15.05.2024
CRFB	Collecto Capital SPV	5	7 000	7 086 042.62	BGN	100.0000	100.0000	100.0000	100.0000	22.05.2024
DUHB	Doverie United Holding PLC	1	1	1 020.07	BGN	101.0000	101.0000	101.0000	101.0000	31.05.2024
EUBA	Eurohold Bulgaria AD	5	316	621 502.06	EUR	100.0000	100.0000	100.0000	100.0000	08.05.2024
FPMB	Finance Plus Management Holding AD	2	260	531 545.46	EUR	100.9000	100.9000	100.9000	100.9000	31.05.2024
ITFA	ITF Group AD-Sofia	1	40	20 045.72	BGN	100.0100	100.0100	100.0100	100.0100	21.05.2024
RSWB	Reisswolf Bulgaria AD-Sofia	1	6	11 914.13	EUR	100.1000	100.1000	100.1000	100.1000	13.05.2024
TBIA	CB TBI Bank EAD-Sofia	2	2	390 136.55	EUR	95.5000	95.0000	96.0000	95.0000	30.05.2024
VAMB	Velgraf Asset Management AD-Sofia	1	50	87 238.56	EUR	100.6000	100.6000	100.6000	100.6000	08.05.2024
VPHB	Vinprom Haskovo AD	2	5 300	5 407 864.20	BGN	100.1000	100.1000	100.1000	100.1000	22.05.2024

## Compensatory Instruments Segment

Issue	Issuer	Trades	Volume (lots)	Turnover (BGN)	Trading currency	Weighted Values			Closing price	As from
						Average price	Min. price	Max. price		
BLKB	Housing compensation notes under the CONP Act	4	3 975	1 215.45	BGN	0.3058	0.3020	0.3067	0.3120	21.05.2024
BLKC	Registered compensation vouchers under the OUFL Act and RLFLFF Act	40	137 956	112 736.52	BGN	0.8172	0.8006	0.8218	0.8200	31.05.2024
BLKD	Compensation notes under the CONP Act	26	117 164	41 824.86	BGN	0.3570	0.3417	0.3700	0.3460	31.05.2024

## Exchange Traded Products Segment

Issue	Issuer	Trades	Volume (lots)	Turnover (BGN)	Trading currency	Weighted Values			Closing price	As from
						Average price	Min. price	Max. price		
BGX	Expat Bulgaria SOFIX UCITS ETF	31	67 503	81 873.51	BGN	1.2129	1.1780	1.2620	1.2690	28.05.2024
BGXS	Expat Bulgaria Short SOFIX	5	13 000	6 629.00	BGN	0.5099	0.5090	0.5105	0.5120	21.05.2024
CCR7	Concord Fund-7 South-East Europe	15	78 270	1 111 434.00	BGN	14.2000	14.2000	14.2000	14.2000	23.05.2024
DYN	NIF Dynamic	15	62 420	724 072.00	BGN	11.6000	11.6000	11.6000	11.6000	10.05.2024
ECDC	Expat Croatia CROBEX UCITS ETF	1	620	1 175.03	EUR	0.9690	0.9690	0.9690	0.9690	22.05.2024
GLDX	Expat Gold	5	11 021	27 956.59	EUR	1.2970	1.2870	1.3150	1.2890	27.05.2024
GRX	Expat Greece ASE UCITS ETF	3	3 100	7 347.30	EUR	1.2118	1.1910	1.2560	1.2200	29.05.2024
PLX	Expat Poland WIG20 UCITS ETF	3	3 770	5 312.25	EUR	0.7205	0.6940	0.7300	0.7300	16.05.2024
ROX	Expat Romania BET UCITS ETF	5	2 650	10 862.91	EUR	2.0959	2.0959	2.0959	2.0960	17.05.2024
SFAW	Sopharma AD	3	667	1 284.00	BGN	1.9250	1.9000	2.0000	2.0000	31.05.2024
SLQX	Expat Slovenia SBI TOP UCITS ETF	2	8 500	25 788.69	EUR	1.5512	1.5512	1.5512	1.5550	27.05.2024

## Subscription Rights Segment

Issue	Issuer	Trades	Volume (lots)	Turnover (BGN)	Trading currency	Weighted Values			Closing price	As from
						Average price	Min. price	Max. price		
CDM1	Capman Debts Management AD	24	1 137 220	1 137.22	BGN	0.0010	0.0010	0.0010	0.0010	31.05.2024
EAC1	Elana Agrocredit AD	47	8 983 559	8 883.88	BGN	0.0010	0.0009	0.0010	0.0010	29.05.2024



# Trade by Issues

May  
2024

## Government Securities Segment

Issue	Issuer	Trades	Volume (lots)	Turnover (BGN)	Trading currency	Clean Prices (% of nominal)			As from	
						Average price	Min. price	Max. price		Closing price
BLLE	Ministry of Finance	1	500	500 166.44	BGN	99.6300	99.6300	99.6300	99.6300	09.05.2024

**IPO Segment** (No trades in the reported period)

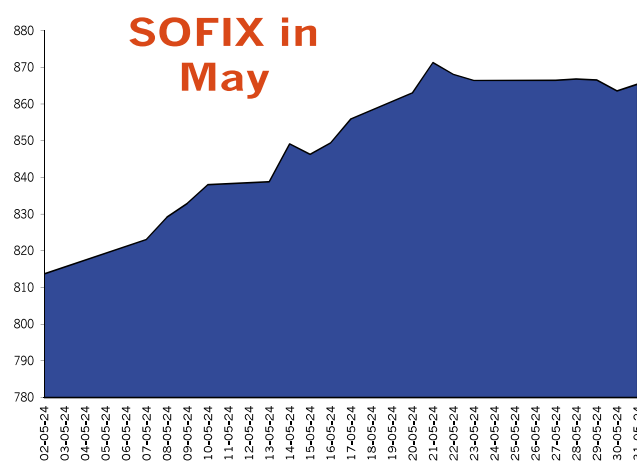
**Privatisation Segment** (No trades in the reported period)

## Total trading statistics on a regulated market with indices components

Index	Volume Traded		Value Traded		Trades	
	Total volume (lots)	% of total volume	Total turnover (BGN)	% of total turnover	All trades #	% of all trades
SOFIX	4 344 585	81.44%	12 999 694.25	64.58%	4 870	75.26%
BGBX 40	4 974 916	93.26%	16 039 853.10	79.68%	6 153	95.09%
BG REIT	385 366	7.22%	1 721 337.15	8.55%	396	6.12%
BG TR30	4 696 850	88.05%	16 558 929.40	82.26%	5 318	82.18%

## Market capitalisation of indices components

Index	Total (BGN)	% of total capitalization
SOFIX	5 553 310 085.52	40.85%
BGBX 40	8 378 056 060.11	61.62%
BG REIT	767 188 064.33	5.64%
BG TR30	7 918 080 546.00	58.24%

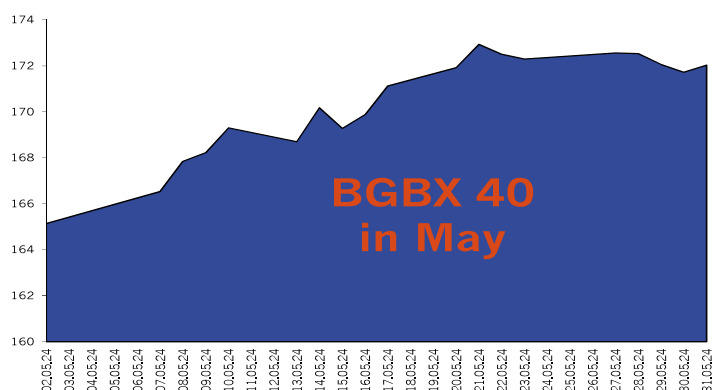


## SOFIX Components

Issuer	Min. price	Max. price	Volume (lots)	Trades	Turnover (BGN)
Agria Group Holding AD	19.4000	24.0000	53 893	520	1 167 796.85
Advance Terrafund REIT-Sofia	3.2500	3.4000	171 716	251	572 461.29
Bulgarian Stock Exchange AD	14.2000	15.4000	30 393	219	441 714.90
Doverie United Holding PLC	8.4600	9.2200	65 153	303	581 191.72
Eurohold Bulgaria AD	1.2900	1.5800	331 219	60	471 570.03
Elana Agrocredit AD	0.9950	1.1000	363 741	121	395 381.13
M+S Hydraulic AD-Kazanlak	10.4000	11.8000	13 388	71	146 874.80
Sirma Group Holding AD	0.7400	0.9200	1 492 489	422	1 231 710.46
Sopharma AD	5.9600	6.2600	98 159	269	594 135.70
CB First Investment Bank AD-Sofia	2.7800	5.2000	943 853	1 564	3 902 219.74
CB Central Cooperative Bank AD	1.5000	1.7300	244 372	223	403 698.60
Bulgarian Real Estate Fund REIT-Sofia	2.4400	2.5400	135 307	116	339 308.36
Chimimport AD	0.6700	0.7750	364 644	251	265 016.47
Holding Varna AD	45.0000	45.2000	3 950	89	178 523.00
Shelly Group AD	67.8000	75.0000	32 308	391	2 308 091.20

## BGBX 40 Components

Issuer	Min. price	Max. price	Volume (lots)	Trades	Turnover (BGN)
Agria Group Holding AD	19.4000	24.0000	53 893	520	1 167 796.85
Advance Terrafund REIT-Sofia	3.2500	3.4000	171 716	251	572 461.29
Albena AD	25.8000	27.0000	7 635	31	203 893.40
Alcomet AD-Shumen	6.8000	7.4000	3 409	25	23 457.05
Bianor Holding AD	4.5600	5.7500	141 160	328	694 708.05
Billboard AD-Sofia	0.4160	0.4960	10 649	12	4 805.80
Balkan and Sea Properties REIT	23.0000	23.0000	9 470	7	217 810.00
Bulgarian Stock Exchange AD	14.2000	15.4000	30 393	219	441 714.90
Velgraf Asset Management AD-Sofia	4.5000	4.7000	115	2	537.50
Gradus AD-Stara Zagora	1.4000	1.4400	12 873	15	18 362.95
Doverie United Holding PLC	8.4600	9.2200	65 153	303	581 191.72
Eurohold Bulgaria AD	1.2900	1.5800	331 219	60	471 570.03
Elana Agrocredit AD	0.9950	1.1000	363 741	121	395 381.13
EMKA AD-Sevlievo	2.0400	2.1000	6 151	20	12 784.88
Zlaten Lev Holding AD	3.5000	3.6000	110	2	386.00
Zarneni Hrani Bulgaria AD-Sofia	0.1240	0.1390	114 683	30	14 815.93
Eleven Capital AD-Sofia	14.9000	19.1000	33 953	215	562 484.30
Galata Investment Company AD	2.5400	2.5600	76 450	9	195 707.00
Korado Bulgaria AD	4.6000	5.5000	12 387	52	62 503.70
Monbat AD	2.9800	3.3200	32 803	100	102 101.86
M+S Hydraulic AD-Kazanlak	10.4000	11.8000	13 388	71	146 874.80
Neochim AD	18.5000	20.0000	2 331	44	44 166.50
Petrol AD	0.8200	1.0400	9 773	21	8 577.47
Synergon Holding AD-Sofia	1.2000	1.3000	2 336	9	2 935.12
Sirma Group Holding AD	0.7400	0.9200	1 492 489	422	1 231 710.46
Sopharma AD	5.9600	6.2600	98 159	269	594 135.70
Sopharma Buildings REIT	14.9000	14.9000	1 065	3	15 868.50
Sopharma Trading AD-Sofia	5.7000	6.1500	48 226	129	282 028.00
Sofia Commerce-Pawn Brokerage AD	3.7000	3.9400	10 061	30	37 986.98
Stara Planina Hold AD-Sofia	10.2000	11.0000	4 351	23	45 146.10
CB First Investment Bank AD-Sofia	2.7800	5.2000	943 853	1 564	3 902 219.74
CB Texim Bank AD-Sofia	3.5000	3.5000	69 637	8	243 729.50
CB Central Cooperative Bank AD	1.5000	1.7300	244 372	223	403 698.60
Telelink Business Services Group AD	8.7000	9.0000	4 185	37	36 864.45
Telematic Interactive Bulgaria AD-Sofia	15.3000	15.9000	11 487	108	179 690.20
Bulgarian Real Estate Fund REIT-Sofia	2.4400	2.5400	135 307	116	339 308.36
Hydraulic Elements and Systems /HES/ AD-Yambol	5.5500	5.8500	5 031	23	28 807.60
Chimimport AD	0.6700	0.7750	364 644	251	265 016.47
Holding Varna AD	45.0000	45.2000	3 950	89	178 523.00
Shelly Group AD	67.8000	75.0000	32 308	391	2 308 091.20

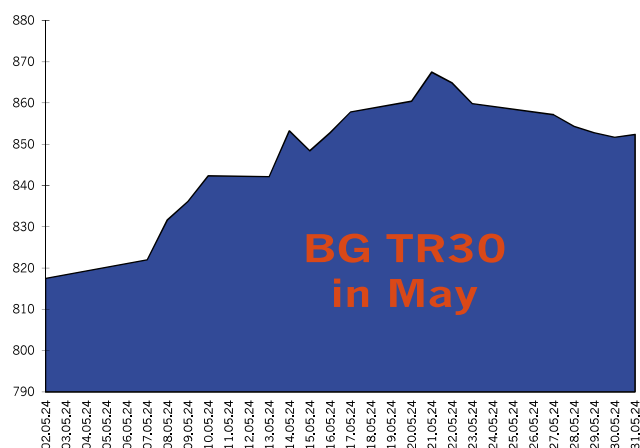
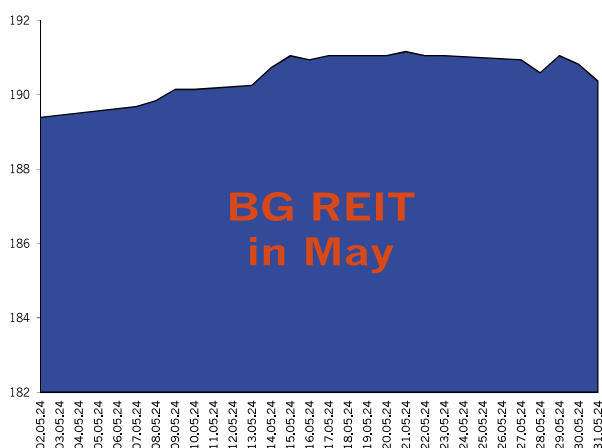


## BG REIT Components

Issuer	Min. price	Max. price	Volume (lots)	Trades	Turnover (BGN)
Advance Terrafund REIT-Sofia	3.2500	3.4000	171 716	251	572 461.29
Balkan and Sea Properties REIT	23.0000	23.0000	9 470	7	217 810.00
Roi Property Fund REIT	8.5000	8.5000	67 650	17	575 025.00
Sopharma Buildings REIT	14.9000	14.9000	1 065	3	15 868.50
Super Borovetz Property Fund REIT	3.0400	3.0400	150	1	456.00
Bulgarian Real Estate Fund REIT-Sofia	2.4400	2.5400	135 307	116	339 308.36
CCB Real Estate Fund REIT-Sofia	51.0000	51.0000	8	1	408.00

## BG TR30 Components

Issuer	Min. price	Max. price	Volume (lots)	Trades	Turnover (BGN)
Agria Group Holding AD	19.4000	24.0000	53 893	520	1 167 796.85
Advance Terrafund REIT-Sofia	3.2500	3.4000	171 716	251	572 461.29
Balkan and Sea Properties REIT	23.0000	23.0000	9 470	7	217 810.00
Bulgarian Stock Exchange AD	14.2000	15.4000	30 393	219	441 714.90
Velgraf Asset Management AD-Sofia	4.5000	4.7000	115	2	537.50
Gradus AD-Stara Zagora	1.4000	1.4400	12 873	15	18 362.95
Doverie United Holding PLC	8.4600	9.2200	65 153	303	581 191.72
Eurohold Bulgaria AD	1.2900	1.5800	331 219	60	471 570.03
Elana Agrocredit AD	0.9950	1.1000	363 741	121	395 381.13
Zlaten Lev Holding AD	3.5000	3.6000	110	2	386.00
Eleven Capital AD-Sofia	14.9000	19.1000	33 953	215	562 484.30
Galata Investment Company AD	2.5400	2.5600	76 450	9	195 707.00
Capital Management SPV-Sofia	78.0000	78.0000	2 400	4	187 200.00
M+S Hydraulic AD-Kazanlak	10.4000	11.8000	13 388	71	146 874.80
Rodna Zemya Holding AD	3.0200	3.0400	66 170	7	199 836.80
Synthetica AD	56.0000	58.0000	17 890	10	1 001 870.00
Sirma Group Holding AD	0.7400	0.9200	1 492 489	422	1 231 710.46
Sopharma AD	5.9600	6.2600	98 159	269	594 135.70
Sopharma Buildings REIT	14.9000	14.9000	1 065	3	15 868.50
Sopharma Trading AD-Sofia	5.7000	6.1500	48 226	129	282 028.00
Stara Planina Hold AD-Sofia	10.2000	11.0000	4 351	23	45 146.10
Super Borovetz Property Fund REIT	3.0400	3.0400	150	1	456.00
CB First Investment Bank AD-Sofia	2.7800	5.2000	943 853	1 564	3 902 219.74
CB Texim Bank AD-Sofia	3.5000	3.5000	69 637	8	243 729.50
CB Central Cooperative Bank AD	1.5000	1.7300	244 372	223	403 698.60
Bulgarian Real Estate Fund REIT-Sofia	2.4400	2.5400	135 307	116	339 308.36
Chimimport AD	0.6700	0.7750	364 644	251	265 016.47
Himsnab Bulgaria AD-Sofia	62.5000	62.5000	9 405	13	587 812.50
Holding Varna AD	45.0000	45.2000	3 950	89	178 523.00
Shelly Group AD	67.8000	75.0000	32 308	391	2 308 091.20



# Financial Ratios

May  
2024

## Premium Equities Segment\* (based on non-consolidated reports\*\*)

Issue	Issuer	P / E	P / S	P / B	P / EBIT	ROA	EBIT / Total Asts.	ROE	EBIT / Equity	Current Ratio	Debt / Equity	Assets Turnover
AGH	Agria Group Holding AD	8.60	5.72	1.28	6.67	0.09	0.11	0.17	0.21	0.50	0.46	0.13
BSE	Bulgarian Stock Exchange AD	31.40	12.27	5.44	28.41	0.14	0.14	0.18	0.18	3.88	0.16	0.37
CCB	CB Central Cooperative Bank AD	2.27	0.80	0.27		0.01		0.13			0.91	
FIB	CB First Investment Bank AD-Sofia	5.31	1.24	0.43		0.01		0.08			0.89	
CHIM	Chimimport AD	9.18	2.87	0.15	6.00	0.01	0.02	0.02	0.02	1.89	0.15	0.04
KBG	Korado Bulgaria AD	16.76	1.85	2.78	12.17	0.13	0.15	0.18	0.20	3.51	0.18	1.20
MONB	Monbat AD		0.38	0.73	5.56	0.00	0.04		0.09	1.29	0.56	0.84
SLYG	Shelly Group AD	173.30	115.77	40.98	172.16	0.24	0.24	0.26	0.26	14.73	0.06	0.35
SGH	Sirma Group Holding AD	46.49	7.74	0.72	29.01	0.01	0.01	0.02	0.02	6.30	0.20	0.08
SFA	Sopharma AD	18.79	3.08	1.65	11.67	0.06	0.07	0.08	0.10	1.65	0.33	0.35

## Premium Equities Segment\* (based on consolidated reports\*\*)

Issue	Issuer	P / E	P / S	P / B	P / EBIT	ROA	EBIT / Total Asts.	ROE	EBIT / Equity	Current Ratio	Debt / Equity	Assets Turnover
AGH	Agria Group Holding AD	6.73	0.20	0.49	2.35	0.03	0.06	0.07	0.13	1.04	0.58	1.11
BSE	Bulgarian Stock Exchange AD	6.88	3.35	2.62	5.84	0.04	0.04	0.46	0.51	1.06	0.89	0.08
CCB	CB Central Cooperative Bank AD	2.24	0.75	0.27		0.01		0.13			0.91	
FIB	CB First Investment Bank AD-Sofia	4.47	1.12	0.41		0.01		0.09			0.89	
CHIM	Chimimport AD	2.17	0.01	0.11	0.67	0.01	0.01	0.05	0.09	1.27	0.86	1.23
MONB	Monbat AD	92.98	0.32	0.56	2.54	0.00	0.05	0.01	0.10	1.21	0.55	0.75
SLYG	Shelly Group AD	36.52	8.29	11.34	31.52	0.32	0.36	0.37	0.41	8.64	0.11	1.40
SGH	Sirma Group Holding AD		0.61	0.71	18.99					2.95	0.15	0.84
SFA	Sopharma AD	10.30	0.49	1.39	5.45	0.06	0.08	0.13	0.16	1.36	0.50	1.34

## Standard Equities Segment\* (based on non-consolidated reports\*\*)

Issue	Issuer	P / E	P / S	P / B	P / EBIT	ROA	EBIT / Total Asts.	ROE	EBIT / Equity	Current Ratio	Debt / Equity	Assets Turnover
ALB	Albena AD	49.39	1.29	0.24	5.64	0.00	0.01	0.00	0.01	0.57	0.18	0.15
ALCM	Alcomet AD-Shumen		0.29	0.43	6.76					1.33	0.39	0.92
ASKR	Asenova Krepost AD	391.47	3.51	1.69	28.57	0.00	0.02	0.00	0.04	9.61	0.40	0.29
BNR	Bianor Holding AD		33.87	2.17						0.44	0.28	0.04
BBRD	Billboard AD-Sofia	5.56	0.62	0.62	2.56	0.06	0.08	0.12	0.15	0.87	0.44	0.57
BRP	Bulgarian River Shipping AD-Ruse	30.29	1.24	0.32	11.27	0.01	0.01	0.01	0.01	1.94	0.07	0.24
BMTL	Bulmetal AD			0.98	1.75					1.12	0.43	
TXIM	CB Texim Bank AD-Sofia	49.64	4.90	2.00		0.00		0.04			0.91	
DUH	Doverie United Holding PLC	181.94	33.68	4.10	75.52	0.01	0.02	0.02	0.05	1.55	0.51	0.06
EAC	Elana Agrocredit AD	14.88	2.23	0.91	8.01	0.04	0.07	0.06	0.12	2.63	0.47	0.24
11C	Eleven Capital AD-Sofia	8.88	6.68	1.06	7.09	0.12	0.14	0.12	0.16	3.89	0.08	0.15
ELHM	Elhim Iskra AD-Pazardzhik		0.60	0.61	383.00					6.81	0.14	0.89
EMKA	EMKA AD-Sevlievo	11.78	0.61	1.42	8.15	0.10	0.12	0.11	0.13	16.17	0.06	2.02
ETR	Etropal AD-Etropole	47.87	1.82	2.62	13.23	0.03	0.04	0.06	0.10	0.70	0.53	0.67
EUBG	Eurohold Bulgaria AD		44.15	1.86	1940.98				0.00	0.20	0.66	0.01
FZLS	Fazerles AD-Silistra		0.48	0.44						16.02	0.07	0.81
FORM	Formoplast AD-Kardzhali			2.63						1.34	0.08	
GTH	Galata Investment Company AD	3134.67	579.35	2.24	2975.28	0.00	0.00	0.00	0.00	66.07		
GR6	Gradus AD-Stara Zagora	105.54	76.80	1.10	101.83	0.01	0.01	0.01	0.01	292.44		0.01
CHSB	Himsnab Bulgaria AD-Sofia	43.11	94.51	1.66	35.92	0.03	0.04	0.04	0.05	3.00	0.22	0.01
HCEN	Holding Center AD	182.16	8.53	1.08	14.34	0.00	0.03	0.01	0.08	1.86	0.63	0.05
HNVK	Holding Nov Vek AD	95.60	17.69	1.84	30.80	0.01	0.03	0.02	0.06	2.07	0.56	0.05
HSOF	Holding Sveta Sofia AD-Sofia		8.38	0.91	10.15	0.00	0.03	0.00	0.09	1.21	0.70	0.03
HVAR	Holding Varna AD	166.10	63.11	1.44	69.62	0.01	0.01	0.01	0.02	2.61	0.19	0.02

\* Ratios are calculated on the base of the last weighted-average price as of the end of the month

\*\* Financial reports data (ttm)

Methodology for Calculation of Financial Ratios is available at [http://download.bse-sofia.bg/pdf/methodology\\_en.pdf](http://download.bse-sofia.bg/pdf/methodology_en.pdf)

# Financial Ratios

May  
2024

Issue	Issuer	P / E	P / S	P / B	P / EBIT	ROA	EBIT / Total Asts.	ROE	EBIT / Equity	Current Ratio	Debt / Equity	Assets Turnover
HES	Hydraulic Elements and Systems /HES/	25.87	1.28	2.02	12.06	0.06	0.07	0.08	0.10	1.99	0.25	1.23
HIKA	Industrial Capital Holding AD-Sofia	13.93	9.04	1.61	13.88	0.11	0.11	0.12	0.12	6.99	0.07	0.16
IHB	Industrial Holding Bulgaria PLC-Sofia	28.82	16.49	0.61	27.11	0.02	0.02	0.02	0.02	7.41	0.08	0.04
IDH	Industry Development Holding AD	63.49	5.43	1.06	7.58	0.00	0.03	0.02	0.14	1.66	0.76	0.05
IBG	Investor.BG AD-Sofia	79.95	10.55	2.38	59.18	0.03	0.03	0.03	0.03	1.90	0.14	0.20
LAV	Lavena AD	9.54	0.71	0.65	4.20	0.05	0.06	0.07	0.08	2.78	0.24	0.70
MSH	M+S Hydraulic AD-Kazanlak	17.30	2.23	3.38	11.33	0.16	0.18	0.21	0.23	3.37	0.16	1.22
NLC	Neo London Capital PLC	25.81	5.72	1.03	7.80	0.01	0.04	0.04	0.14	2.47	0.77	0.05
NEOH	Neochim AD		0.20	0.34						8.62	0.11	1.37
ODES	Odessos Shiprepair Yard AD-Varna	11.28	1.79	1.70	7.95	0.14	0.16	0.16	0.18	3.78	0.12	0.91
NGAZ	Oil and Gas Exploration and Production AD	27.79	2.60	0.69	9.18	0.02	0.03	0.03	0.03	2.64	0.21	0.21
PET	Petrol AD		0.05	2.75	2.07		0.01		0.25	0.87	0.97	2.13
HRZ	Rodna Zemya Holding AD	121.34	23.66	2.13	36.79	0.01	0.02	0.02	0.06	3.20	0.62	0.03
GAMZ	Severcoop Gamza Holding AD-Sofia	22.20	6.86	0.88	8.28	0.02	0.05	0.04	0.11	3.36	0.51	0.06
HSI	Sila Holding AD	451.26	28.47	2.01	35.00	0.00	0.02	0.00	0.06	2.50	0.63	0.03
SO	Smart Organic AD			4.35	1.40					3.60	0.25	
SCOM	Sofia Commerce-Pawn Brokerage AD	8.17	3.39	2.17	6.59	0.20	0.24	0.29	0.33	2.98	0.32	0.49
SFT	Sopharma Trading AD-Sofia	5.86	0.15	1.12	3.71	0.06	0.08	0.21	0.27	1.16	0.70	2.46
SPDY	Speedy AD-Sofia	22.27	2.83	8.19	12.66	0.20	0.23	0.43	0.49	1.54	0.48	1.58
SKEH	SS Konstantine and Elena Holding AD	166.03	4.74	1.21	24.05	0.00	0.02	0.01	0.04	0.76	0.56	0.12
SPH	Stara Planina Hold AD-Sofia	23.25	19.68	4.64	23.25	0.17	0.17	0.20	0.20	1.61	0.14	0.20
SNRG	Synergon Holding AD-Sofia	1.10	0.92	0.13	1.05	0.12	0.13	0.13	0.13	1.69	0.04	0.15
SYN	Synthetica AD		129.27	26.79	2259.74		0.00		0.01	0.27	0.93	0.02
THQM	Tchaikapharma High Quality Medicines AD	496.55	30.09	13.65	221.32	0.02	0.03	0.03	0.04	5.46	0.14	0.40
TBS	Telelink Business Services Group AD	15.26	10.09	4.20	15.22	0.27	0.27	0.31	0.31	1.24	0.36	0.41
TIB	Telematic Interactive Bulgaria AD-Sofia	10.37	1.76	3.63	9.02	0.27	0.31	0.35	0.39	4.25	0.18	1.61
TCH	TK-Hold PLC	144.44	42.79	2.98	100.81	0.01	0.01	0.02	0.03	0.97	0.58	0.03
TOPL	Toplivo AD-Sofia		0.21	0.55						2.14	0.33	1.72
T57	Trace Group Hold AD-Sofia	6.59	0.31	0.78	4.52	0.06	0.07	0.13	0.16	1.20	0.63	1.18
VAM	Velgraf Asset Management AD-Sofia	582.06	44.53	2.75	56.31	0.00	0.02	0.00	0.04	1.45	0.50	0.03
WMG	Web Media Group AD-Sofia		6.93	3.25	21.15		0.00			2.51	0.70	0.13
ZHBG	Zarmeni Hrani Bulgaria AD-Sofia	385.39	5.92	0.10	14.01	0.00	0.01	0.00	0.01	1.80	0.18	0.01
HLEV	Zlaten Lev Holding AD	274.05	40.98	3.11	49.88	0.00	0.02	0.01	0.06	10.94	0.82	0.03

## Standard Equities Segment\* (based on consolidated reports\*\*)

Issue	Issuer	P / E	P / S	P / B	P / EBIT	ROA	EBIT / Total Asts.	ROE	EBIT / Equity	Current Ratio	Debt / Equity	Assets Turnover
ALB	Albena AD	56.51	0.88	0.25	4.44	0.00	0.01	0.00	0.01	0.81	0.21	0.21
ALCM	Alcomet AD-Shumen		0.29	0.43	6.76					1.33	0.39	0.92
ASKR	Asenova Krepost AD			1.70						3.19	0.26	
BNR	Bianor Holding AD		1.91	2.41						0.89	0.38	0.62
BBRD	Billboard AD-Sofia	3.51	0.19	0.34	1.26	0.05	0.08	0.11	0.14	1.04	0.41	0.94
BRP	Bulgarian River Shipping AD-Ruse	23.00	0.96	0.30	6.61	0.01	0.01	0.01	0.01	3.23	0.08	0.29
BMTL	Bulmetal AD			0.95	0.43					1.25	0.57	
TXIM	CB Texim Bank AD-Sofia	49.64	4.90	2.00		0.00		0.04			0.91	
DUH	Doverie United Holding PLC	3.11	0.33	0.38	0.97	0.02	0.05	0.13	0.29	1.56	0.82	0.18
ETR	Etropal AD-Etropole	89.64	1.78	2.70	15.41	0.01	0.03	0.03	0.07	0.67	0.55	0.69
EUBG	Eurohold Bulgaria AD		0.09	1.68	2.42		0.02		0.20	1.57	0.90	1.58
GR6	Gradus AD-Stara Zagora		2.14	1.21	54.84					4.06	0.16	0.46
CHSB	Himsnab Bulgaria AD-Sofia	17.49	2.31	1.20	12.03	0.04	0.06	0.07	0.08	2.10	0.32	0.31
HCEN	Holding Center AD	142.87	8.32	1.04	14.04	0.00	0.03	0.01	0.08	1.86	0.62	0.05
HNVK	Holding Nov Vek AD		2.75	2.19	29.49		0.01		0.04	1.89	0.69	0.23
HSOF	Holding Sveta Sofia AD-Sofia		2.54	0.90	5.03	0.00	0.03	0.00	0.12	1.34	0.74	0.07

\* Ratios are calculated on the base of the last weighted-average price as of the end of the month

\*\* Financial reports data (ttm)

Methodology for Calculation of Financial Ratios is available at [http://download.bse-sofia.bg/pdf/methodology\\_en.pdf](http://download.bse-sofia.bg/pdf/methodology_en.pdf)



# Financial Ratios

May  
2024

Issue	Issuer	P / E	P / S	P / B	P / EBIT	ROA	EBIT / Total Asts.	ROE	EBIT / Equity	Current Ratio	Debt / Equity	Assets Turnover
HVAR	Holding Varna AD		3.20	1.57	19.16	0.00	0.02	0.00	0.04	1.21	0.51	0.20
HIKA	Industrial Capital Holding AD-Sofia	7.48	0.13	0.60	0.84	0.02	0.14	0.08	0.18	4.91	0.15	1.30
IHB	Industrial Holding Bulgaria PLC-Sofia	31.35	1.36	0.42	8.06	0.01	0.02	0.01	0.02	4.22	0.12	0.28
IDH	Industry Development Holding AD	2.93	1.43	0.52	1.91	0.04	0.07	0.19	0.21	2.14	0.67	0.09
IBG	Investor.BG AD-Sofia	126.16	4.54	4.27	36.05	0.01	0.04	0.03	0.10	0.82	0.60	0.38
LAV	Lavena AD	9.18	0.71	0.64	3.93	0.05	0.06	0.07	0.09	2.73	0.25	0.69
MSH	M+S Hydraulic AD-Kazanlak	16.05	2.07	3.30	9.87	0.16	0.20	0.22	0.27	3.72	0.17	1.24
NLC	Neo London Capital PLC	32.47	3.28	0.99	5.18	0.00	0.03	0.03	0.13	1.42	0.80	0.05
NEOH	Neochim AD		0.20	0.34						8.62	0.11	1.37
NGAZ	Oil and Gas Exploration and Production AD	29.46	1.60	0.76	8.91	0.02	0.03	0.03	0.03	3.41	0.20	0.37
PET	Petrol AD	6.89	0.04	1.17	1.10	0.01	0.05	0.20	0.78	1.18	0.94	2.17
HRZ	Rodna Zemya Holding AD	65.39	0.85	1.73	7.39	0.01	0.02	0.03	0.08	1.66	0.66	0.57
GAMZ	Severcoop Gamza Holding AD-Sofia	15.22	6.32	0.84	8.30	0.02	0.03	0.05	0.09	2.70	0.54	0.04
HSI	Sila Holding AD	411.00	17.00	1.85	29.17	0.00	0.02	0.00	0.05	4.04	0.59	0.04
SO	Smart Organic AD			4.57	1.31					3.40	0.31	
SCOM	Sofia Commerce-Pawn Brokerage AD	7.58	3.09	2.00	6.01	0.20	0.23	0.29	0.30	5.01	0.22	0.48
SFT	Sopharma Trading AD-Sofia	6.32	0.12	1.46	2.59	0.05	0.07	0.26	0.37	1.13	0.81	2.71
SPDY	Speedy AD-Sofia	21.43	1.98	8.03	10.52	0.17	0.21	0.44	0.53	1.38	0.57	1.85
SKEH	SS Konstantine and Elena Holding AD		1.37	2.29	14.07		0.00		0.02	0.52	0.78	0.26
SPH	Stara Planina Hold AD-Sofia	19.14	0.62	1.56	3.92	0.03	0.11	0.08	0.15	3.25	0.17	1.03
SNRG	Synergon Holding AD-Sofia	4.72	0.02	0.08	1.24	0.01	0.03	0.02	0.04	2.06	0.24	2.37
SYN	Synthetica AD			8.87	35.64					0.57	0.86	
THQM	Tchaikapharma High Quality Medicines AD	496.89	30.09	13.65	221.39	0.02	0.03	0.03	0.04	5.46	0.14	0.40
TBS	Telelink Business Services Group AD	9.39	0.55	3.74	6.04	0.11	0.13	0.50	0.60	1.09	0.80	1.81
TIB	Telematic Interactive Bulgaria AD-Sofia	10.98	1.69	3.63	8.84	0.25	0.29	0.32	0.37	3.99	0.21	1.63
TCH	TK-Hold PLC	80.53	3.79	1.30	26.88	0.01	0.02	0.02	0.02	7.43	0.10	0.28
TOPL	Toplivo AD-Sofia			0.44	508.29					2.07	0.40	
T57	Trace Group Hold AD-Sofia	5.85	0.26	0.79	3.76	0.06	0.07	0.14	0.18	1.22	0.67	1.27
VAM	Velgraf Asset Management AD-Sofia	124.07	67.05	2.78	70.50	0.01	0.02	0.02	0.04	1.48	0.51	0.02
WMG	Web Media Group AD-Sofia		4.10	3.64	15.64					2.34	0.73	0.22
ZHBG	Zarneni Hrani Bulgaria AD-Sofia	9.53	0.33	0.10	1.87	0.01	0.02	0.01	0.02	3.34	0.22	0.19
HLEV	Zlaten Lev Holding AD	39.69	9.47	2.89	19.37	0.02	0.04	0.08	0.14	2.65	0.86	0.10

## SPVs Segment\* (based on non-consolidated reports\*\*)

Issue	Issuer	P / E	P / S	P / B	P / EBIT	ROA	EBIT / Total Asts.	ROE	EBIT / Equity	Current Ratio	Debt / Equity	Assets Turnover
ATER	Advance Terrafund REIT-Sofia	20.86	15.99	0.88	20.86	0.04	0.04	0.04	0.04	1.53	0.06	0.05
AKTV	Aktiv Properties REIT		21.72	0.58			0.00		0.00	14.25	0.62	0.01
ALT	Alteron REIT	246.27	31.40	1.12	25.37	0.00	0.02	0.00	0.04	1.62	0.62	0.01
BSP	Balkan and Sea Properties REIT		237.37	3.00			0.00			1.23	0.57	0.01
BPF	Bravo Property Fund REIT	6.34	4.02	0.94	5.54	0.09	0.10	0.15	0.17	0.14	0.40	0.14
BREF	Bulgarian Real Estate Fund REIT-Sofia	5.14	3.77	0.65	4.86	0.11	0.11	0.14	0.15	0.94	0.20	0.14
BRF	Bulgarian Receivables Fund SPE	4.88	1.49	1.45	1.88	0.02	0.05	0.31	0.81	2.49	0.95	0.06
LAND	Bulland Investments REIT-Sofia		613.96	0.80						56.49		
CAPM	Capital Management SPV-Sofia	33.55	10.97	1.74	27.30	0.04	0.05	0.05	0.07	4.81	0.28	0.11
EXPR	Exclusive Property REIT-Sofia	16.51	11.04	1.31	14.12	0.05	0.06	0.08	0.09	0.27	0.33	0.08
FPP	FairPlay Properties REIT-Sofia	20.04	6.68	0.65	13.76	0.02	0.03	0.03	0.04	6.58	0.28	0.07
FAM	Finance Assistance Management SPV			3.21		0.00	0.07	0.19	2.97	4.11	0.98	0.08
PREM	Premier Fund REIT		4.23	1.23	19.25	0.00	0.01		0.05	0.05	0.73	0.08
RPF	Roi Property Fund REIT	545.68	27.85	2.05	52.39	0.00	0.02	0.00	0.04	2.50	0.45	0.04
SFB	Sopharma Buildings REIT		922.38	8.04						2.62	0.35	0.01
SFI	Sopharma Properties REIT-Sofia	16.46	11.90	2.17	16.30	0.13	0.13	0.14	0.14	0.76	0.07	0.18
SBPF	Super Borovetz Property Fund REIT	26.79	7.73	1.36	18.88	0.03	0.04	0.05	0.07	1.01	0.38	0.11

\* Ratios are calculated on the base of the last weighted-average price as of the end of the month

\*\* Financial reports data (ttm)

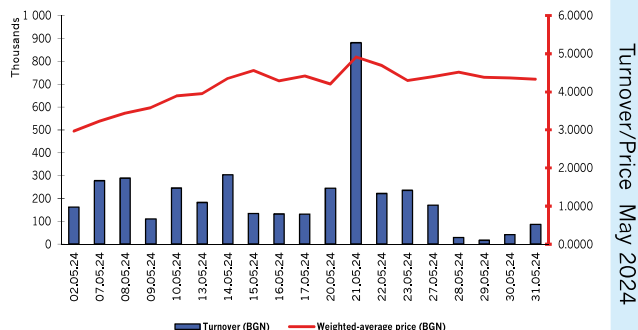
Methodology for Calculation of Financial Ratios is available at [http://download.bse-sofia.bg/pdf/methodology\\_en.pdf](http://download.bse-sofia.bg/pdf/methodology_en.pdf)

# Top 5 Stocks by Trades

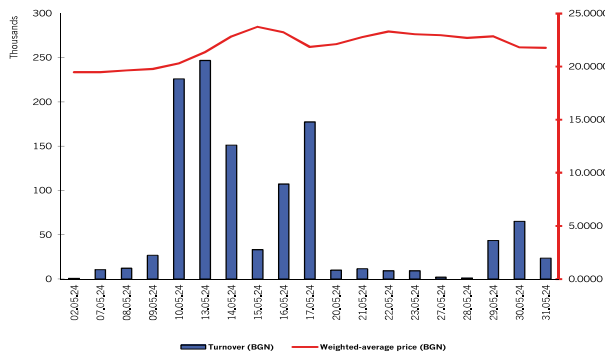
May 2024

## First Investment Bank

BSE code of the issue	FIB
Volume of the issue (common shares)	149 084 800
Nominal value (BGN per share)	1.00
Last gross dividend 2022 (BGN per share)	0.00
Trading on regulated market as from the beginning of the year	
Volume in lots	2 810 511
Value in BGN	8 929 895.82
Trades	3 516



Turnover/Price May 2024

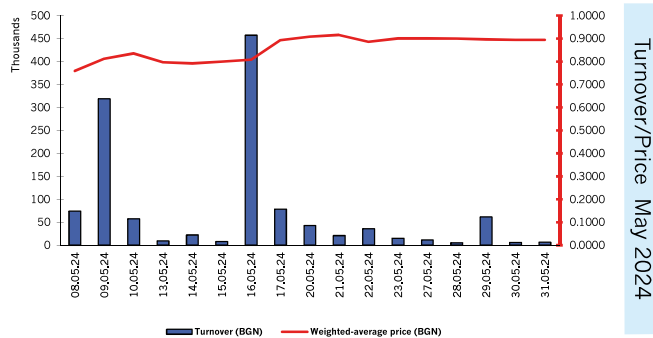


## Agria Group Holding

BSE code of the issue	AGH
Volume of the issue (common shares)	6 800 000
Nominal value (BGN per share)	1.00
Last gross dividend 2022 (BGN per share)	1.00
Trading on regulated market as from the beginning of the year	
Volume in lots	115 155
Value in BGN	2 392 002.10
Trades	1 197

## Sirma Group Holding

BSE code of the issue	SGH
Volume of the issue (common shares)	59 360 518
Nominal value (BGN per share)	1.00
Last gross dividend 2022 (BGN per share)	0.0339
Trading on regulated market as from the beginning of the year	
Volume in lots	5 007 374
Value in BGN	3 804 887.33
Trades	820

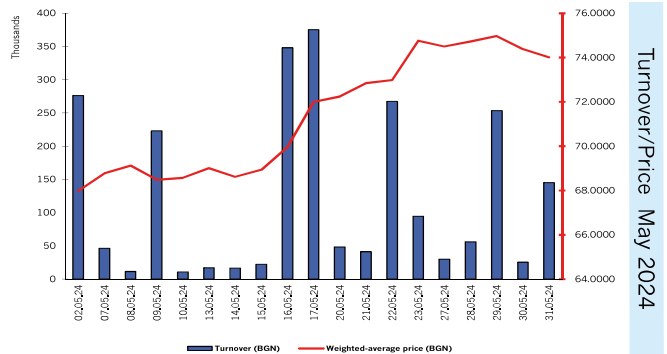


# Top 5 Stocks by Trades

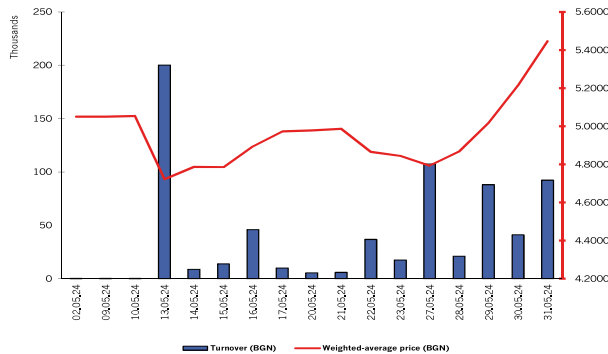
May 2024

## Shelly Group

BSE code of the issue	SLYG
Volume of the issue (common shares)	18 050 945
Nominal value (BGN per share)	1.00
Last gross dividend 2022 (BGN per share)	0.2500
Trading on regulated market as from the beginning of the year	
Volume in lots	331 153
Value in BGN	20 083 696.5
Trades	3 456



Turnover/Price May 2024



## Bianor Holding

BSE code of the issue	BNR
Volume of the issue (common shares)	12 290 133
Nominal value (BGN per share)	1.00
Last gross dividend 2022 (BGN per share)	0.00
Trading on regulated market as from the beginning of the year	
Volume in lots	410 818
Value in BGN	1 858 514.48
Trades	832