

May
2020

MONTHLY BULLETIN



БФБ

BULGARIAN STOCK EXCHANGE

1000 Sofia, 6 Tri ushi St.

Tel: (+359 2) 937 09 45; Fax: (+359 2) 937 09 46

<http://www.bse-sofia.bg>; e-mail: bse@bse-sofia.bg

General Statistics

May
2020

Capitalization of BSE Main Market		Change	
As of 31 May 2020			
Market Segment	Capitalization	April * 2020	May * 2019
Premium Equities Segment	1,336,567,262.68	1.45%	-28.80%
Standard Equities Segment	5,971,545,186.51	1.56%	-4.73%
Special Purpose Vehicles Segment	785,832,998.40	1.12%	21.92%
Total Capitalization of BSE Main Market	8,093,945,447.59	1.50%	-7.92%

* as of the end of the period

Issues admitted to trading on BSE Main Market			
Market Segment	Number of new issues	Number of delisted issues	Number of listed issues as of the end of the month
Premium Equities Segment	0	0	7
Standard Equities Segment	0	0	60
Special Purpose Vehicles Segment	1	0	16
Bonds Segment	1	0	71
Compensatory Instruments Segment	0	0	3
Exchange Traded Products Segment	0	0	14
Subscription Rights Segment	1	2	1
Initial Public Offering Segment	0	0	0
Government Securities Segment	0	0	16
TOTAL :	3	2	188

* as of the end of the period

BSE Indices

SOFIX

Value *	452.71
Monthly change	1.18%
Annual change	-22.28%
P/E **	3.79
P/B **	0.76

BGBX 40

Value *	96.59
Monthly change	1.94%
Annual change	-16.52%
P/E **	5.85
P/B **	1.30

BG TR30

Value *	466.24
Monthly change	1.05%
Annual change	-7.84%
P/E **	54.19
P/B **	1.18

BG REIT

Value *	133.45
Monthly change	0.38%
Annual change	9.80%
P/E **	30.70
P/B **	1.22

* Values as of 31 May 2020

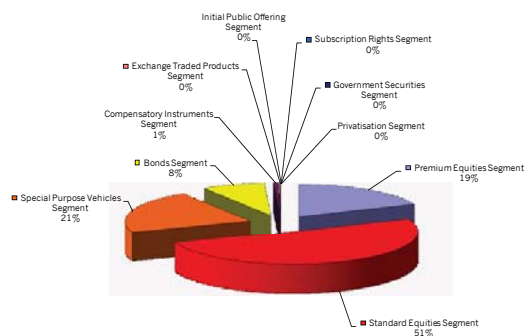
** P (prices) are weighted-average

** Financial reports data (ttm)

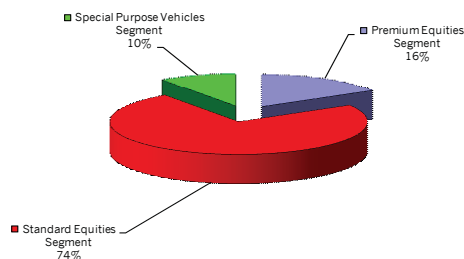
Monthly Trading by BSE Main Market Segments

Market Segment	May 2020			Change in turnover (%)	
	Trades	Turnover (BGN)	Volume (lots)	April 2020	May 2019
Premium Equities Segment	1,142	2,846,219	2,563,285	-49.59%	11.77%
Standard Equities Segment	1,315	7,771,472	2,725,844	-27.57%	-43.31%
Special Purpose Vehicles Segment	369	3,294,086	702,086	-58.96%	67.09%
Bonds Segment	24	1,244,790	1,260	71.57%	75.29%
Compensatory Instruments Segment	20	102,336	271,921	42.39%	-56.60%
Exchange Traded Products Segment	17	22,282	25,780	-95.39%	90.06%
Subscription Rights Segment	86	5,274	3,718,630	-78.93%	n/a
Initial Public Offering Segment	0	0	0	n/a	n/a
Government Securities Segment	0	0	0	n/a	n/a
Privatisation Segment	0	0	0	n/a	n/a
TOTAL:	2,973	15,286,459	10,008,806	-40.54%	-20.31%

Turnover by Segments of BSE Main Market



Capitalization by Segments of BSE Main Market



New issues admitted to trading on the BSE Main Market in May

Issue	Issuer	First Quotation Date	Trading Currency	Amount of the issue in the respective currency	Market Segment
CRF	Compass Receivables Fund SPV-Sofia	04.05.2020	BGN	1,500,000	Special Purpose Vehicles Segment
ITFA	ITF Group AD-Sofia	27.05.2020	BGN	5,000,000	Bonds Segment

Daily-Average Trading by BSE Main Market Segments

Market Segment	May 2020			Change in turnover (%)	
	Trades	Turnover (BGN)	Volume (lots)	April 2020	May 2019
Premium Equities Segment	63	158,123	142,405	-49.59%	24.19%
Standard Equities Segment	73	431,748	151,436	-27.57%	-37.01%
Special Purpose Vehicles Segment	21	183,005	39,005	-58.96%	85.65%
Bonds Segment	1	69,155	70	71.57%	94.76%
Compensatory Instruments Segment	1	5,685	15,107	42.39%	-51.78%
Exchange Traded Products Segment	1	1,238	1,432	-95.39%	111.17%
Subscription Rights Segment	5	293	206,591	-78.93%	n/a
Initial Public Offering Segment	0	0	0	n/a	n/a
Government Securities Segment	0	0	0	n/a	n/a
Privatisation Segment	0	0	0	n/a	n/a
TOTAL:	165	849,248	556,045	-40.54%	-11.46%

Number of trading sessions in May

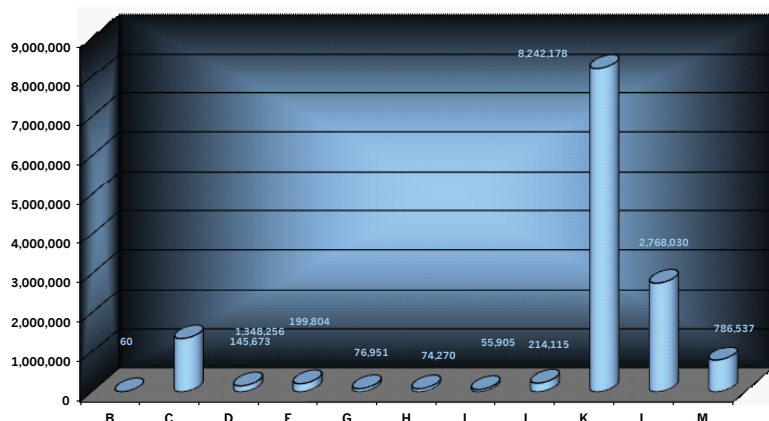
18

Monthly Average USD/BGN Exchange Rate

1.7957

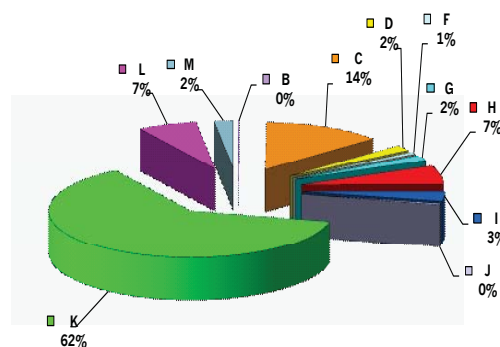
Trading by sections under NACE, Rev. 2		Trades	Volume (lots)	Turnover (BGN)
B	Mining and quarrying	1	10	59.50
C	Manufacturing	723	349,447	1,348,255.54
D	Electricity,gas,steam and air conditioning supply	24	125	145,673.00
F	Construction	88	62,458	199,803.64
G	Wholesale and retail trade; repair of motor vehicles and motorcycles	103	64,842	76,951.17
H	Transportation and storage	47	2,410	74,270.10
I	Accommodation and food service activities	45	2,502	55,904.80
J	Information and communication	22	12,305	214,115.00
K	Financial and insurance activities	1,574	3,248,308	8,242,177.93
L	Real estate activities	33	840,435	2,768,029.76
M	Professional, scientific and technical activities	166	1,408,373	786,536.66

Share of sections under NACE, Rev. 2 in the total turnover (BGN) on the BSE Main Market in May



- B Mining and quarrying
- C Manufacturing
- D Electricity,gas,steam and air conditioning supply
- F Construction
- G Wholesale and retail trade; repair of motor vehicles and motorcycles
- H Transportation and storage
- I Accommodation and food service activities
- J Information and communication
- K Financial and insurance activities
- L Real estate activities
- M Professional, scientific and technical activities

Share of sections under NACE, Rev. 2 in the total turnover on the BSE Main Market in the last 365 days



- B Mining and quarrying
- C Manufacturing
- D Electricity,gas,steam and air conditioning supply
- F Construction
- G Wholesale and retail trade; repair of motor vehicles and motorcycles
- H Transportation and storage
- I Accommodation and food service activities
- J Information and communication
- K Financial and insurance activities
- L Real estate activities
- M Professional, scientific and technical activities

TOP 5

Liquidity Ranking

Issuer	Trades	Volume (lots)	Turnover (BGN)
CB First Investment Bank AD-Sofia	269	354,550	914,417.88
Sopharma AD-Sofia	230	155,372	434,915.52
Monbat AD-Sofia	224	57,699	207,701.30
Chimimport AD-Sofia	198	517,573	561,542.62
Bulgarian Real Estate Fund REIT-Sofia	138	89,825	163,592.57

TOP 5

Members

Trades		Turnover (BGN)	
Inv. Intermediary "Karoll" AD	1,716	Inv. Intermediary "Real Finance" AD	6,002,292.02
Inv. Intermediary "Elana Trading" AD	1,382	Inv. Intermediary "First Financial Brokerage House" EOOD	5,569,054.16
Inv. Intermediary "First Financial Brokerage House" EOOD	867	Inv. Intermediary "ABV Investments" EOOD	4,619,592.95
Inv. Intermediary "BenchMark Finance" AD	522	Inv. Intermediary "Elana Trading" AD	3,551,536.48
Inv. Intermediary "UG Market" AD	340	CB "Central Cooperative Bank" AD	2,667,068.26

TOP 30

Capitalization as of 31 May 2020

Issues of shares on the BSE Main Market

Issue	Issuer	Nominal (BGN)	Amount (Shares)	Closing price (BGN)	Capitalization (BGN)
7TH	Tchaikapharma High Quality Medicines AD-Sofia	1.00	82,200,000	12.2000	1,002,840,000.00
3JR	Sopharma AD-Sofia	1.00	134,797,899	2.9800	401,697,739.02
3CZ	CEZ Distribution Bulgaria AD-Sofia	1.00	1,928,000	187.0000	360,536,000.00
GR6	Gradus AD-Stara Zagora	1.00	243,608,710	1.4500	353,232,629.50
5F4	CB First Investment Bank AD-Sofia	1.00	110,000,000	2.7600	303,600,000.00
OSP	Speedy AD-Sofia	1.00	5,377,619	53.0000	285,013,807.00
1VX	Velgraf Asset Management AD-Sofia	1.00	68,979,758	4.0000	275,919,032.00
6C4	Chimimport AD-Sofia	1.00	239,646,267	1.0700	256,421,505.69
5V2	Holding Varna AD-Varna	1.00	6,485,897	39.4000	255,544,341.80
4EH	Eurohold Bulgaria AD-Sofia	1.00	197,525,600	1.2000	237,030,720.00
5MH	M+S Hydraulic AD-Kazanlak	1.00	39,445,200	5.5900	220,498,668.00
SO5	Sopharma Trading AD-Sofia	1.00	34,276,050	5.3000	181,663,065.00
6A6	Advance Terrafund REIT-Sofia	1.00	85,110,091	1.9000	161,709,172.90
5BN	CB Bulgarian American Credit Bank AD-Sofia	1.00	24,691,313	6.0000	148,147,878.00
5MB	Monbat AD-Sofia	1.00	39,000,000	3.6000	140,400,000.00
4CF	CB Central Cooperative Bank AD-Sofia	1.00	127,129,970	1.0600	134,757,768.20
GTH	Galata Investment Company AD-Varna	1.00	68,571,234	1.9600	134,399,618.64
EHN	Synthetica AD-Sofia	1.00	3,000,000	43.0000	129,000,000.00
6R2	Rodna Zemya Holding AD-Dobrich	1.00	56,010,597	2.3000	128,824,373.10
6AB	Albena AD-Albena	1.00	4,273,126	29.8000	127,339,154.80
6S6	Sopharma Properties REIT-Sofia	1.00	21,415,928	5.9000	126,353,975.20
58E	Himsnab Bulgaria AD-Sofia	1.00	2,494,631	49.0000	122,236,919.00
5H4	Balkan and Sea Properties REIT-Varna	1.00	6,925,156	17.2000	119,112,683.20
94G	235 Holdings AD-Sofia	1.00	5,109,000	22.6000	115,463,400.00
5CQ	Capital Management SPV-Sofia	1.00	1,758,296	65.0000	114,289,240.00
1CZ	CEZ Electro Bulgaria AD-Sofia	10.00	5,000	22,000.0000	110,000,000.00
5SR	Stara Planina Hold AD-Sofia	1.00	21,000,000	5.0500	106,050,000.00
6N3	Holding Nov Vek AD-Sofia	1.00	5,610,437	17.4000	97,621,603.80
6AM	Alcomet AD-Shumen	1.00	17,952,959	5.0000	89,764,795.00
4ID	Industrial Holding Bulgaria PLC-Sofia	1.00	107,400,643	0.7800	83,772,501.54

Premium Equities Segment

Issue	Issuer	Nominal (BGN)	Amount (Shares)	Closing price (BGN)	Capitalisation (BGN)
3JR	Sopharma AD-Sofia	1.00	134,797,899	2.9800	401,697,739.02
4CF	CB Central Cooperative Bank AD-Sofia	1.00	127,129,970	1.0600	134,757,768.20
4KX	Korado Bulgaria AD-Strazhitsa	1.00	13,168,614	5.6500	74,402,669.10
5F4	CB First Investment Bank AD-Sofia	1.00	110,000,000	2.7600	303,600,000.00
5MB	Monbat AD-Sofia	1.00	39,000,000	3.6000	140,400,000.00
6C4	Chimimport AD-Sofia	1.00	239,646,267	1.0700	256,421,505.69
SKK	Sirma Group Holding JSC-Sofia	1.00	59,360,518	0.4260	25,287,580.67

Standard Equities Segment

Issue	Issuer	Nominal (BGN)	Amount (Shares)	Closing price (BGN)	Capitalisation (BGN)
94G	235 Holdings AD-Sofia	1.00	5,109,000	22.6000	115,463,400.00
A72	Agria Group Holding AD-Varna	1.00	6,800,000	5.2500	35,700,000.00
6AB	Albena AD-Albena	1.00	4,273,126	29.8000	127,339,154.80
6AM	Alcomet AD-Shumen	1.00	17,952,959	5.0000	89,764,795.00
A4L	Allterco AD-Sofia	1.00	15,000,000	3.7600	56,400,000.00
A00	BG Agro AD-Varna	1.00	40,357,440	1.2700	51,253,948.80
5BP	Billboard AD-Sofia	1.00	15,000,000	0.2660	3,990,000.00
5BR	Bulgarian River Shipping AD-Ruse	1.00	35,708,674	0.4460	15,926,068.60
BSO	Bulgarian Stock Exchange-Sofia	1.00	6,582,860	4.4000	28,964,584.00
5BN	CB Bulgarian American Credit Bank AD-Sofia	1.00	24,691,313	6.0000	148,147,878.00
5CP	CB Texim Bank AD-Sofia	1.00	27,995,036	2.8000	78,386,100.80
3CZ	CEZ Distribution Bulgaria AD-Sofia	1.00	1,928,000	187.0000	360,536,000.00
1CZ	CEZ Electro Bulgaria AD-Sofia	10.00	5,000	22,000.0000	110,000,000.00
5DOV	Doverie United Holding PLC-Sofia	1.00	18,736,099	3.4900	65,388,985.51
OEA	Elana Agrocredit AD-Sofia	1.00	36,629,925	1.0700	39,194,019.75
11C	Eleven Capital AD-Sofia	1.00	2,301,528	6.4000	14,729,779.20
52E	Elhim Iskra AD-Pazardzhik	1.00	25,108,410	0.6050	15,190,588.05
57E	EMKA AD-Sevlievo	1.00	21,699,726	2.0000	43,399,452.00
5EO	Etropal AD-Etropole	1.00	5,000,000	5.7000	28,500,000.00
4EH	Eurohold Bulgaria AD-Sofia	1.00	197,525,600	1.2000	237,030,720.00
4F6	Fazerles AD-Silistra	1.00	515,000	17.5000	9,012,500.00
4F8	Formoplast AD-Kardzhali	1.00	3,798,905	5.6500	21,463,813.25
GTH	Galata Investment Company AD-Varna	1.00	68,571,234	1.9600	134,399,618.64
GR6	Gradus AD-Stara Zagora	1.00	243,608,710	1.4500	353,232,629.50
58E	Himsnab Bulgaria AD-Sofia	1.00	2,494,631	49.0000	122,236,919.00
6N3	Holding Nov Vek AD-Sofia	1.00	5,610,437	17.4000	97,621,603.80
4HS	Holding Sveta Sofia AD-Sofia	1.00	9,940,391	3.9400	39,165,140.54
5V2	Holding Varna AD-Varna	1.00	6,485,897	39.4000	255,544,341.80
4HE	Hydraulic Elements and Systems AD-Yambol	1.00	18,193,752	3.7000	67,316,882.40
4I8	Industrial Capital Holding AD-Sofia	1.00	15,864,544	1.4500	23,003,588.80
4ID	Industrial Holding Bulgaria PLC-Sofia	1.00	107,400,643	0.7800	83,772,501.54
6R1	Industry Development Holding JSC-Sofia	1.00	9,980,925	2.3600	23,554,983.00
4IN	Investor.BG AD-Sofia	1.00	4,782,362	17.4000	83,213,098.80
4L4	Lavena AD-Shumen	1.00	9,919,410	3.7400	37,098,593.40
5MH	M+S Hydraulic AD-Kazanlak	1.00	39,445,200	5.5900	220,498,668.00
178B	Neo London Capital PLC-Sofia	100.00	99,950	155.0000	15,492,250.00
3NB	Neochim AD-Dimitrograd	1.00	2,654,358	27.0000	71,667,666.00
5ODE	Odessos Shiprepair Yard AD-Varna	1.00	586,642	73.0000	42,824,866.00
4O1	Oil and Gas Exploration and Production AD-Sofia	1.00	12,228,062	5.9500	72,756,968.90
5PET	Petrol AD-Sofia	4.00	27,312,403	0.4000	10,924,961.20
P2B	Port Flot-Burgas AD-Burgas	1.00	10,000,000	4.0600	40,600,000.00
RGL	Regala Invest AD-Varna	1.00	18,428,734	2.8600	52,706,179.24
6R2	Rodna Zemlya Holding AD-Dobrich	1.00	56,010,597	2.3000	128,824,373.10

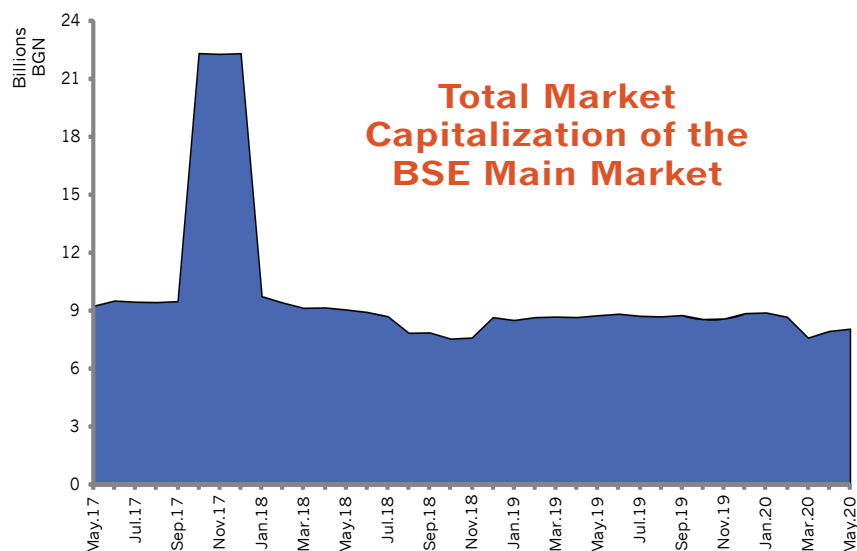
Capitalisation by Issues

May
2020

Issue	Issuer	Nominal (BGN)	Amount (Shares)	Closing price (BGN)	Capitalisation (BGN)
6S4	Severcoop Gamza Holding AD-Sofia	2.00	5,347,798	3.5000	18,717,293.00
6S5	Sila Holding AD-Sofia	1.00	36,852,997	2.2200	81,813,653.34
6SOA	Sofia Commerce-Pawn Brokerage AD-Sofia	1.00	2,172,315	5.4500	11,839,116.75
6SOP	Sofia Commerce-Pawn Brokerage AD-Sofia	1.00	201,154	6.0000	1,206,924.00
SO5	Sopharma Trading AD-Sofia	1.00	34,276,050	5.3000	181,663,065.00
OSP	Speedy AD-Sofia	1.00	5,377,619	53.0000	285,013,807.00
3NJ	SS Konstantine And Elena Holding AD-Varna	1.00	2,309,561	21.4000	49,424,605.40
5SR	Stara Planina Hold AD-Sofia	1.00	21,000,000	5.0500	106,050,000.00
6S7	Synergon Holding AD-Sofia	1.00	18,358,849	0.6500	11,933,251.85
EHN	Synthetica AD-Sofia	1.00	3,000,000	43.0000	129,000,000.00
7TH	Tchaikapharma High Quality Medicines AD-Sofia	1.00	82,200,000	12.2000	1,002,840,000.00
3TV	Toplivo AD-Sofia	1.00	5,416,829	1.8100	9,804,460.49
T57	Trace Group Hold AD-Sofia	1.00	24,200,000	3.4600	83,732,000.00
1VX	Velgraf Asset Management AD-Sofia	1.00	68,979,758	4.0000	275,919,032.00
4PX	Yuri Gagarin PLC-Plovdiv	1.00	1,003,904	7.0000	7,027,328.00
T43	Zarneni Hrani Bulgaria AD-Sofia	1.00	195,660,287	0.1650	32,283,947.36
3ZL	Zlatni Pyasatsi AD-Varna	1.00	6,493,577	1.7000	11,039,080.90

Special Purpose Vehicles Segment

Issue	Issuer	Nominal (BGN)	Amount (Shares)	Closing price (BGN)	Capitalisation (BGN)
5AX	Aktiv Properties REIT-Plovdiv	9.00	2,192,011	9.0000	19,728,099.00
5BD	Bulland Investments REIT-Sofia	1.00	15,008,125	1.0400	15,608,450.00
5BU	Bulgarian Real Estate Fund REIT-Sofia	1.00	34,641,925	1.8200	63,048,303.50
5CQ	Capital Management SPV-Sofia	1.00	1,758,296	65.0000	114,289,240.00
5EX	Exclusive Property REIT-Sofia	1.00	9,452,340	1.2500	11,815,425.00
5H4	Balkan and Sea Properties REIT-Varna	1.00	6,925,156	17.2000	119,112,683.20
6A6	Advance Terrafund REIT-Sofia	1.00	85,110,091	1.9000	161,709,172.90
6F3	FairPlay Properties REIT-Sofia	1.00	33,145,400	0.3300	10,937,982.00
6S6	Sopharma Properties REIT-Sofia	1.00	21,415,928	5.9000	126,353,975.20
6SB	Super Borovetz Property Fund REIT-Varna	1.00	23,379,995	2.5800	60,320,387.10
9BH	Bulgarian Receivables Fund SPE-Sofia	1.00	1,500,000	1.0200	1,530,000.00
BPY	Bravo Property Fund REIT-Sofia	1.00	36,700,000	1.0600	38,902,000.00
CRF	Compass Receivables Fund SPV-Sofia	1.00	1,500,000		
E7P	Expat Beta REIT-Sofia	1.00	5,143,190	0.9500	4,886,030.50
FAW	Finance Assistance Management SPV-Sofia	1.00	650,000		
RPR	Roi Property Fund REIT-Sofia	1.00	6,162,500	6.1000	37,591,250.00



Trade by Issues

May
2020

Premium Equities Segment

Issue	Issuer	Trades	Volume (lots)	Turnover (BGN)	Trading currency	Weighted & Corrected Values			Closing price	As from
						Average price	Min. price	Max. price		
3JR	Sopharma AD-Sofia	230	155,372	434,915.52	BGN	2.7990	2.7095	2.9840	2.9800	29.05.2020
4CF	CB Central Cooperative Bank AD-Sofia	71	97,904	104,457.99	BGN	1.0670	1.0500	1.1145	1.0600	29.05.2020
4KX	Korado Bulgaria AD-Strazhitsa	41	6,687	37,004.00	BGN	5.5340	5.3132	5.6500	5.6500	29.05.2020
5F4	CB First Investment Bank AD-Sofia	269	354,550	914,417.88	BGN	2.5790	2.5261	2.7613	2.7600	29.05.2020
5MB	Monbat AD-Sofia	224	57,699	207,701.30	BGN	3.6000	3.3756	4.2238	3.6000	29.05.2020
6C4	Chimimport AD-Sofia	198	517,573	561,542.62	BGN	1.0850	1.0708	1.1189	1.0700	29.05.2020
SKK	Sirma Group Holding JSC-Sofia	109	1,373,500	586,179.81	BGN	0.4270	0.4027	0.4414	0.4260	28.05.2020

Standard Equities Segment

Issue	Issuer	Trades	Volume (lots)	Turnover (BGN)	Trading currency	Weighted & Corrected Values			Closing price	As from
						Average price	Min. price	Max. price		
0EA	Elana Agrocredit AD-Sofia	72	152,734	161,352.01	BGN	1.0560	1.0505	1.0755	1.0700	29.05.2020
0SP	Speedy AD-Sofia	45	1,400	73,783.50	BGN	52.7030	51.5000	53.0000	53.0000	29.05.2020
11C	Eleven Capital AD-Sofia	51	34,126	196,308.30	BGN	5.7520	5.5462	6.5000	6.4000	29.05.2020
178B	Neo London Capital PLC-Sofia	1	3	465.00	BGN	155.0000	155.0000	155.0000	155.0000	27.05.2020
1CZ	CEZ Electro Bulgaria AD-Sofia	6	6	124,400.00	BGN	20,733.3330	20,200.0000	21,500.0000	22,000.0000	29.05.2020
1VX	Velgraf Asset Management AD-Sofia	23	578,450	2,258,950.00	BGN	3.9050	3.9000	4.0000	4.0000	29.05.2020
3CZ	CEZ Distribution Bulgaria AD-Sofia	18	119	21,273.00	BGN	178.7650	175.6000	187.0000	187.0000	29.05.2020
3NB	Neochim AD-Dimitrovgrad	43	1,622	43,309.80	BGN	26.7010	25.4000	27.6000	27.0000	29.05.2020
3NJ	SS Konstantine And Elena Holding AD-Varna	1	30	642.00	BGN	21.4000	21.4000	21.4000	21.4000	27.05.2020
3TV	Toplivo AD-Sofia	4	1,670	3,010.60	BGN	1.8030	1.8000	1.9800	1.8100	28.05.2020
3ZL	Zlatni Pyasatsi AD-Varna	7	635	1,172.60	BGN	1.8470	1.7000	2.3200	1.7000	29.05.2020
4EH	Eurohold Bulgaria AD-Sofia	69	774,770	951,016.65	BGN	1.2270	1.0300	1.2700	1.2000	29.05.2020
4F6	Fazerles AD-Silistra	6	310	5,324.00	BGN	17.1740	17.0000	17.5000	17.5000	11.05.2020
4F8	Formoplast AD-Kardzhali	10	1,050	5,932.50	BGN	5.6500	5.6500	5.6500	5.6500	27.05.2020
4HE	Hydraulic Elements and Systems AD-Yambol	60	51,790	190,897.60	BGN	3.5980	3.3536	3.6916	3.7000	29.05.2020
4HS	Holding Sveta Sofia AD-Sofia	8	1,111	4,230.50	BGN	3.8080	3.4333	3.9400	3.9400	29.05.2020
4I8	Industrial Capital Holding AD-Sofia	5	1,380	2,015.62	BGN	1.4610	1.4500	1.5000	1.4500	28.05.2020
4ID	Industrial Holding Bulgaria PLC-Sofia	19	22,312	17,540.83	BGN	0.7860	0.7800	0.8200	0.7800	29.05.2020
4IN	Investor.BG AD-Sofia	22	12,305	214,115.00	BGN	17.4010	17.4000	19.0000	17.4000	28.05.2020
4L4	Lavena AD-Shumen	1	5	18.70	BGN	3.7400	3.7400	3.7400	3.7400	27.05.2020
4O1	Oil and Gas Exploration and Production AD-Sofia	1	10	59.50	BGN	5.9500	5.9500	5.9500	5.9500	07.05.2020
4PX	Yuri Gagarin PLC-Plovdiv	1	24	168.00	BGN	7.0000	7.0000	7.0000	7.0000	28.05.2020
52E	Elhim Iskra AD-Pazardzhik	2	400	242.00	BGN	0.6050	0.6050	0.6050	0.6050	18.05.2020
58E	Himsnab Bulgaria AD-Sofia	1	6	294.00	BGN	49.0000	49.0000	49.0000	49.0000	26.05.2020
5BN	CB Bulgarian American Credit Bank AD-Sofia	1	100	600.00	BGN	6.0000	6.0000	6.0000	6.0000	04.05.2020
5BP	Billboard AD-Sofia	6	6,100	1,507.60	BGN	0.2470	0.2360	0.2660	0.2660	28.05.2020
5BR	Bulgarian River Shipping AD-Ruse	1	1,000	446.00	BGN	0.4460	0.4460	0.4460	0.4460	28.05.2020
5CP	CB Texim Bank AD-Sofia	1	100	280.00	BGN	2.8000	2.8000	2.8000	2.8000	14.05.2020
5DOV	Doverie United Holding PLC-Sofia	126	149,943	517,078.08	BGN	3.4480	3.4045	3.6295	3.4900	29.05.2020
5EO	Etropal AD-Etropole	14	1,331	7,628.50	BGN	5.7310	5.5149	5.7500	5.7000	29.05.2020
5MH	M+S Hydraulic AD-Kazanlak	16	56,692	322,633.80	BGN	5.4380	5.3511	5.6856	5.8500	28.05.2020
5ODE	Odessos Shiprepair Yard AD-Varna	5	269	19,637.00	BGN	73.0000	73.0000	73.0000	73.0000	08.05.2020
5PET	Petrol AD-Sofia	3	475	190.00	BGN	0.4000	0.4000	0.4000	0.4000	26.05.2020
5SR	Stara Planina Hold AD-Sofia	64	142,618	704,392.52	BGN	4.9390	4.8000	5.0178	5.0500	29.05.2020
5V2	Holding Varna AD-Varna	36	10,020	388,833.20	BGN	38.8060	37.5627	39.2591	39.4000	29.05.2020
6AB	Albena AD-Albena	38	1,867	54,732.20	BGN	29.3160	28.9852	30.0000	29.8000	29.05.2020
6AM	Alcomet AD-Shumen	44	7,247	37,127.22	BGN	5.1230	4.9839	5.4500	5.0000	29.05.2020
6N3	Holding Nov Vek AD-Sofia	1	50	870.00	BGN	17.4000	17.4000	17.4000	17.4000	21.05.2020
6R1	Industry Development Holding JSC-Sofia	8	47,275	110,579.00	BGN	2.3390	2.1800	2.3600	2.3600	28.05.2020
6R2	Rodna Zemya Holding AD-Dobrich	6	53,475	122,985.00	BGN	2.3000	2.2571	2.3000	2.3000	20.05.2020
6S4	Severcoop Gamza Holding AD-Sofia	6	4,368	14,831.00	BGN	3.3950	2.9000	3.5000	3.5000	29.05.2020
6S5	Sila Holding AD-Sofia	1	124	275.28	BGN	2.2200	2.2200	2.2200	2.2200	26.05.2020

Trade by Issues

May
2020

Issue	Issuer	Trades	Volume (lots)	Turnover (BGN)	Trading currency	Weighted & Corrected Values			Closing price	As from
						Average price	Min. price	Max. price		
6S7	Synergon Holding AD-Sofia	8	6,100	4,191.78	BGN	0.6870	0.6534	0.7150	0.6500	13.05.2020
6SOA	Sofia Commerce-Pawn Brokerage AD-Sofia	32	4,980	26,679.10	BGN	5.3570	5.2000	5.5000	5.4500	28.05.2020
6SOP	Sofia Commerce-Pawn Brokerage AD-Sofia	8	402	2,321.05	BGN	5.7740	5.5298	5.9500	6.0000	27.05.2020
7TH	Tchaikapharma High Quality Medicines AD-Sofia	20	2,849	34,208.00	BGN	12.0070	11.8500	12.2000	12.2000	28.05.2020
A4L	Allterco AD-Sofia	49	17,698	58,736.32	BGN	3.3190	3.0400	3.6876	3.7600	28.05.2020
A72	Agria Group Holding AD-Varna	6	747	4,048.55	BGN	5.4200	5.2500	5.5446	5.2500	29.05.2020
A00	BG Agro AD-Varna	3	1,001	1,571.27	BGN	1.5700	1.2700	1.5700	1.2700	19.05.2020
BSO	Bulgarian Stock Exchange-Sofia	3	400	1,787.00	BGN	4.4680	4.4000	4.5800	4.4000	27.05.2020
EHN	Synthetica AD-Sofia	10	160	6,880.00	BGN	43.0000	43.0000	43.0000	43.0000	27.05.2020
GR6	Gradus AD-Stara Zagora	134	191,620	275,625.57	BGN	1.4380	1.3944	1.4698	1.4500	29.05.2020
GTH	Galata Investment Company AD-Varna	3	255,300	500,394.00	BGN	1.9600	1.9600	1.9800	1.9600	28.05.2020
P2B	Port Flot-Burgas AD-Burgas	1	10	40.60	BGN	4.0600	4.0600	4.0600	4.0600	15.05.2020
RGL	Regala Invest AD-Varna	1	100	286.00	BGN	2.8600	2.8600	2.8600	2.8600	21.05.2020
SO5	Sopharma Trading AD-Sofia	78	12,435	65,886.75	BGN	5.2980	5.2000	5.3643	5.3000	29.05.2020
T43	Zarneni Hrani Bulgaria AD-Sofia	18	50,262	7,863.82	BGN	0.1560	0.1503	0.1669	0.1650	28.05.2020
T57	Trace Group Hold AD-Sofia	88	62,458	199,803.64	BGN	3.1990	3.0618	3.4308	3.4600	29.05.2020

Special Purpose Vehicles Segment

Issue	Issuer	Trades	Volume (lots)	Turnover (BGN)	Trading currency	Weighted & Corrected Values			Closing price	As from
						Average price	Min. price	Max. price		
5AX	Aktiv Properties REIT-Plovdiv	11	98,468	885,243.20	BGN	8.9900	8.9898	9.4000	9.0000	27.05.2020
5BD	Bulland Investments REIT-Sofia	1	50	52.00	BGN	1.0400	1.0400	1.0400	1.0400	05.05.2020
5BU	Bulgarian Real Estate Fund REIT-Sofia	138	89,825	163,592.57	BGN	1.8210	1.8013	1.8649	1.8200	29.05.2020
5CQ	Capital Management SPV-Sofia	27	15,255	991,575.00	BGN	65.0000	65.0000	65.0000	65.0000	28.05.2020
5EX	Exclusive Property REIT-Sofia	5	2,600	2,990.60	BGN	1.1500	0.9000	1.1957	1.2500	22.05.2020
6A6	Advance Terrafund REIT-Sofia	137	83,660	155,182.19	BGN	1.8550	1.8041	1.8900	1.9000	29.05.2020
6F3	FairPlay Properties REIT-Sofia	3	1,690	523.20	BGN	0.3100	0.2800	0.3300	0.3300	28.05.2020
6S6	Sopharma Properties REIT-Sofia	34	13,786	81,222.20	BGN	5.8920	5.8500	5.9000	5.9000	29.05.2020
6SB	Super Borovetz Property Fund REIT-Varna	8	390,190	1,006,694.00	BGN	2.5800	2.5800	2.6000	2.5800	28.05.2020
BPY	Bravo Property Fund REIT-Sofia	3	6,546	6,998.76	BGN	1.0690	1.0600	1.0700	1.0600	21.05.2020
E7P	Expat Beta REIT-Sofia	2	16	12.70	BGN	0.7940	0.7000	0.9500	0.9500	18.05.2020

Bonds Segment

Issue	Issuer	Trades	Volume (lots)	Turnover (BGN)	Trading currency	Clean Prices (% of nominal)			Closing price	As from
						Average price	Min. price	Max. price		
ODC1	Delta Credit SPV-Sofia	1	1	1,016.73	BGN	100.0000	100.0000	100.0000	100.0000	15.05.2020
5CGA	CEE Properties REIT-Sofia	2	35	35,773.16	BGN	100.5000	100.5000	100.5000	100.5000	04.05.2020
5MBA	Monbat AD-Sofia	3	11	19,460.74	EUR	89.3600	88.0000	93.0000	88.0000	29.05.2020
8AVA	Asterion Bulgaria AD-Sofia	1	1	1,113.24	EUR	100.0000	100.0000	100.0000	100.0000	13.05.2020
8AVB	Avto Union AD-Sofia	1	1	907.32	BGN	100.0000	100.0000	100.0000	100.0000	15.05.2020
B2GA	Bulgarian Airways Group EAD-Sofia	2	185	187,568.77	BGN	100.1000	100.1000	100.1000	100.1000	04.05.2020
BOHB	BGI Group AD-Sofia	1	2	2,014.32	BGN	99.0000	99.0000	99.0000	99.0000	05.05.2020
BPYC	Bravo Property Fund REIT-Sofia	10	1,010	982,491.47	BGN	100.0000	100.0000	100.0000	100.0000	11.05.2020
BULA	Bulgarplod-Sofia AD-Sofia	1	12	11,803.61	BGN	96.0000	96.0000	96.0000	96.0000	22.05.2020
GCON	GPS Control EAD-Sofia	1	1	1,642.22	EUR	100.0000	100.0000	100.0000	100.0000	15.05.2020
S28H	Starcom Holding AD-Etropole	1	1	998.84	BGN	100.0000	100.0000	100.0000	100.0000	15.05.2020

Trade by Issues

May
2020

Compensatory Instruments Segment

Issue	Issuer	Trades	Volume (lots)	Turnover (BGN)	Trading currency	Weighted Values			Closing price	As from
						Average price	Min. price	Max. price		
BLKB	Housing compensation notes under the CONP Act	4	105,200	23,616.20	BGN	0.2090	0.1796	0.2500	0.2500	27.05.2020
BLKC	Registered compensation vouchers under the OUFLL Act and RLFLFF Act	3	79,424	61,352.14	BGN	0.7720	0.7580	0.8120	0.7710	28.05.2020
BLKD	Compensation notes under the CONP Act	13	87,297	17,367.36	BGN	0.1990	0.1791	0.2135	0.2140	26.05.2020

Exchange Traded Products Segment

Issue	Issuer	Trades	Volume (lots)	Turnover (BGN)	Trading currency	Weighted Values			Closing price	As from
						Average price	Min. price	Max. price		
BGX	Expat Bulgaria SOFIX UCITS ETF	12	20,060	15,283.28	BGN	0.7620	0.7541	0.7860	0.7710	29.05.2020
BGXS	Expat Bulgaria Short SOFIX	2	5,500	6,536.50	BGN	1.1880	1.1830	1.1890	1.1890	26.05.2020
MKK1	Expat Macedonia MBI10 UCITS ETF	1	70	192.36	EUR	1.4050	1.4050	1.4050	1.4050	22.05.2020
ROX	Expat Romania BET UCITS ETF	1	50	103.27	EUR	1.0560	1.0560	1.0560	1.0560	22.05.2020
SK9A	Expat Slovakia SAX UCITS ETF	1	100	166.64	EUR	0.8520	0.8520	0.8520	0.8520	27.05.2020

Subscription Rights Segment

Issue	Issuer	Trades	Volume (lots)	Turnover (BGN)	Trading currency	Weighted Values			Closing price	As from
						Average price	Min. price	Max. price		
5CP1	CB Texim Bank AD-Sofia	1	445,411	445.41	BGN	0.0010	0.0010	0.0010	0.0010	12.05.2020
5F41	CB First Investment Bank AD-Sofia	84	3,223,219	4,778.65	BGN	0.0010	0.0010	0.0030	0.0015	29.05.2020
RBL2	Real Bulland JSC-Sofia	1	50,000	50.00	BGN	0.0010	0.0010	0.0010	0.0010	04.05.2020

Government Securities Segment (No trades in the reported period)

IPO Segment (No trades in the reported period)

Privatisation Segment (No trades in the reported period)

Total trading statistics on a regulated market with indices components

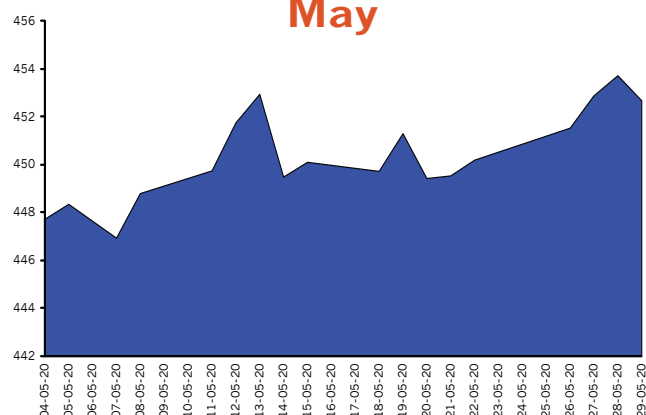
Index	Volume Traded		Value Traded		Trades	
	Total volume (lots)	% of total volume	Total turnover (BGN)	% of total turnover	All trades #	% of all trades
SOFIX	2,084,389	34.79%	4,983,998.28	35.83%	1,772	62.70%
BGBX 40	5,206,416	86.90%	10,702,246.34	76.93%	2,596	91.86%
BG REIT	662,143	11.05%	2,210,711.96	15.89%	294	10.40%
BG TR30	5,325,191	88.88%	11,724,620.65	84.28%	2,289	81.00%
CGIX *	761,910	12.72%	1,315,223.47	9.45%	753	26.65%

Market capitalisation of indices components

Index	Total (BGN)	% of total capitalization
SOFIX	2,712,654,790.21	33.51%
BGBX 40	6,031,877,277.98	74.52%
BG REIT	513,861,475.50	6.35%
BG TR30	4,949,785,491.82	61.15%
CGIX *	1,112,998,154.15	13.75%

* CGIX is an index of the National Corporate Governance Commission, which is just computed and promoted by BSE as from September 19, 2011.

SOFIX in May

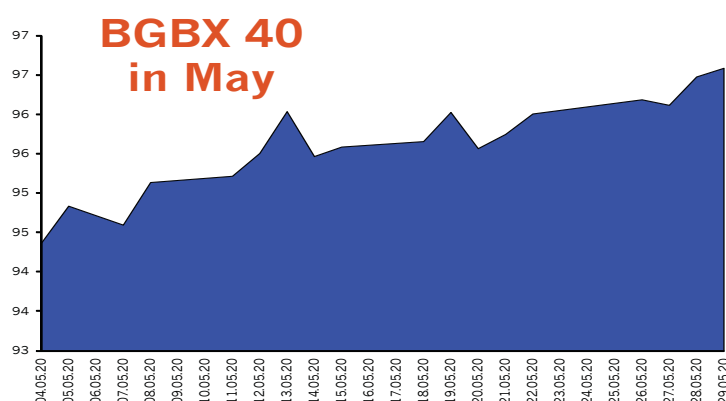


SOFIX Components

Issuer	Min. price	Max. price	Volume (lots)	Trades	Turnover (BGN)
Advance Terrafund REIT-Sofia	1.8000	1.9000	83,660	137	155,182.19
Albena AD-Albena	28.2000	30.4000	1,867	38	54,732.20
Gradus AD-Stara Zagora	1.3800	1.4900	191,620	134	275,625.57
Doverie United Holding PLC-Sofia	3.3800	3.6900	149,943	126	517,078.08
Elana Agrocredit AD-Sofia	1.0500	1.0800	152,734	72	161,352.01
Industrial Holding Bulgaria PLC-Sofia	0.7800	0.8200	22,312	19	17,540.83
Monbat AD-Sofia	3.2000	4.2600	57,699	224	207,701.30
M+S Hydraulic AD-Kazanlak	5.6000	5.9500	56,692	16	322,633.80
Sopharma AD-Sofia	2.7000	2.9900	155,372	230	434,915.52
Stara Planina Hold AD-Sofia	4.8000	5.0500	142,618	64	704,392.52
CB First Investment Bank AD-Sofia	2.5200	2.7800	354,550	269	914,417.88
CB Central Cooperative Bank AD-Sofia	1.0200	1.1200	97,904	71	104,457.99
Bulgarian Real Estate Fund REIT-Sofia	1.7900	1.8900	89,825	138	163,592.57
Chimimport AD-Sofia	1.0600	1.1300	517,573	198	561,542.62
Holding Varna AD-Varna	36.4000	39.4000	10,020	36	388,833.20

BGBX 40 Components

Issuer	Min. price	Max. price	Volume (lots)	Trades	Turnover (BGN)
Agria Group Holding AD-Varna	5.2500	5.6500	747	6	4,048.55
Advance Terrafund REIT-Sofia	1.8000	1.9000	83,660	137	155,182.19
Aktiv Properties REIT-Plovdiv	8.9500	9.4000	98,468	11	885,243.20
Albena AD-Albena	28.2000	30.4000	1,867	38	54,732.20
Alcomet AD-Shumen	4.9400	5.4500	7,247	44	37,127.22
Allterco AD-Sofia	3.0200	3.7600	17,698	49	58,736.32
Bulgarian Stock Exchange-Sofia	4.4000	4.5800	400	3	1,787.00
Velgraf Asset Management AD-Sofia	3.9000	4.0000	578,450	23	2,258,950.00
Gradus AD-Stara Zagora	1.3800	1.4900	191,620	134	275,625.57
Doverie United Holding PLC-Sofia	3.3800	3.6900	149,943	126	517,078.08
Eurohold Bulgaria AD-Sofia	1.0200	1.3000	774,770	69	951,016.65
Elana Agrocredit AD-Sofia	1.0500	1.0800	152,734	72	161,352.01
Zarneni Hrani Bulgaria AD-Sofia	0.1500	0.1690	50,262	18	7,863.82
Industrial Capital Holding AD-Sofia	1.4500	1.5000	1,380	5	2,015.62
Industrial Holding Bulgaria PLC-Sofia	0.7800	0.8200	22,312	19	17,540.83
Odessos Shiprepair Yard AD-Varna	73.0000	73.0000	269	5	19,637.00
Korado Bulgaria AD-Strazhitsa	5.2000	5.6500	6,687	41	37,004.00
Monbat AD-Sofia	3.2000	4.2600	57,699	224	207,701.30
M+S Hydraulic AD-Kazanlak	5.6000	5.9500	56,692	16	322,633.80
Neochim AD-Dimitrovgrad	25.0000	28.4000	1,622	43	43,309.80
Rodna Zemya Holding AD-Dobrich	2.0000	2.3000	53,475	6	122,985.00
Synergon Holding AD-Sofia	0.6500	0.7150	6,100	8	4,191.78
Sirma Group Holding JSC-Sofia	0.4000	0.4540	1,373,500	109	586,179.81
Sopharma AD-Sofia	2.7000	2.9900	155,372	230	434,915.52
Sopharma Properties REIT-Sofia	5.8000	5.9000	13,786	34	81,222.20
Sopharma Trading AD-Sofia	5.2000	5.4000	12,435	78	65,886.75
Sofia Commerce-Pawn Brokerage AD-Sofia	5.2000	5.5000	4,980	32	26,679.10
Speedy AD-Sofia	51.5000	53.0000	1,400	45	73,783.50
Stara Planina Hold AD-Sofia	4.8000	5.0500	142,618	64	704,392.52
CB First Investment Bank AD-Sofia	2.5200	2.7800	354,550	269	914,417.88
CB Central Cooperative Bank AD-Sofia	1.0200	1.1200	97,904	71	104,457.99
Trace Group Hold AD-Sofia	3.0400	3.4600	62,458	88	199,803.64
Bulgarian Real Estate Fund REIT-Sofia	1.7900	1.8900	89,825	138	163,592.57
Hydraulic Elements and Systems AD-Yambol	3.5400	3.8000	51,790	60	190,897.60
Chimimport AD-Sofia	1.0600	1.1300	517,573	198	561,542.62
Holding Varna AD-Varna	36.4000	39.4000	10,020	36	388,833.20
Holding Sveta Sofia AD-Sofia	3.4000	3.9400	1,111	8	4,230.50
Tchaikapharma High Quality Medicines AD-Sofia	11.7000	12.2000	2,849	20	34,208.00
CEZ Distribution Bulgaria AD-Sofia	175.0000	187.0000	119	18	21,273.00
Yuri Gagarin PLC-Plovdiv	7.0000	7.0000	24	1	168.00

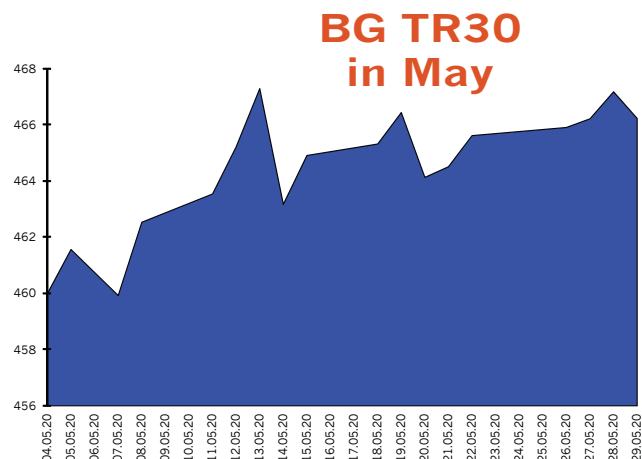
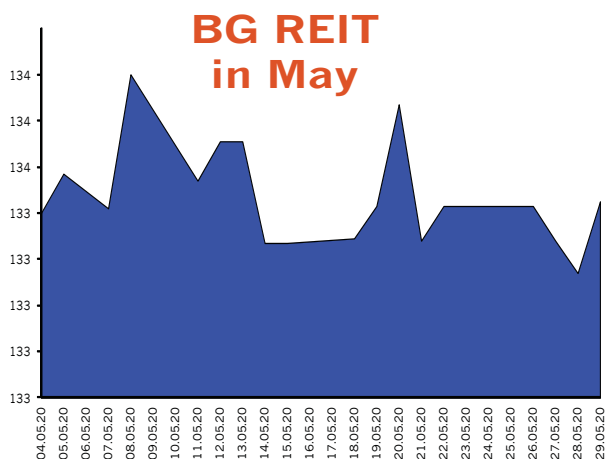


BG REIT Components

Issuer	Min. price	Max. price	Volume (lots)	Trades	Turnover (BGN)
Advance Terrafund REIT-Sofia	1.8000	1.9000	83,660	137	155,182.19
Aktiv Properties REIT-Plovdiv	8.9500	9.4000	98,468	11	885,243.20
Balkan and Sea Properties REIT-Varna	n/a	n/a	0	0	0.00
Roi Property Fund REIT-Sofia	n/a	n/a	0	0	0.00
Super Borovetz Property Fund REIT-Varna	2.5800	2.6000	390,190	8	1,006,694.00
Bulgarian Real Estate Fund REIT-Sofia	1.7900	1.8900	89,825	138	163,592.57
CCB Real Estate Fund REIT	n/a	n/a	0	0	0.00

BG TR30 Components

Issuer	Min. price	Max. price	Volume (lots)	Trades	Turnover (BGN)
Advance Terrafund REIT-Sofia	1.8000	1.9000	83,660	137	155,182.19
Aktiv Properties REIT-Plovdiv	8.9500	9.4000	98,468	11	885,243.20
Albena AD-Albena	28.2000	30.4000	1,867	38	54,732.20
Balkan and Sea Properties REIT-Varna	n/a	n/a	0	0	272,964.00
Velgraf Asset Management AD-Sofia	3.9000	4.0000	578,450	23	2,258,950.00
Gradus AD-Stara Zagora	1.3800	1.4900	191,620	134	275,625.57
Doverie United Holding PLC-Sofia	3.3800	3.6900	149,943	126	517,078.08
Eurohold Bulgaria AD-Sofia	1.0200	1.3000	774,770	69	951,016.65
Elana Agrocredit AD-Sofia	1.0500	1.0800	152,734	72	161,352.01
Galata Investment Company AD-Varna	1.9600	1.9800	255,300	3	500,394.00
Industrial Capital Holding AD-Sofia	1.4500	1.5000	1,380	5	2,015.62
Industrial Holding Bulgaria PLC-Sofia	0.7800	0.8200	22,312	19	17,540.83
Capital Management SPV-Sofia	65.0000	65.0000	15,255	27	991,575.00
M+S Hydraulic AD-Kazanlak	5.6000	5.9500	56,692	16	322,633.80
Monbat AD-Sofia	3.2000	4.2600	57,699	224	207,701.30
Rodna Zemya Holding AD-Dobrich	2.0000	2.3000	53,475	6	122,985.00
Sirma Group Holding JSC-Sofia	0.4000	0.4540	1,373,500	109	586,179.81
Sopharma AD-Sofia	2.7000	2.9900	155,372	230	434,915.52
Sopharma Properties REIT-Sofia	5.8000	5.9000	13,786	34	81,222.20
Sopharma Trading AD-Sofia	5.2000	5.4000	12,435	78	65,886.75
Speedy AD-Sofia	51.5000	53.0000	1,400	45	73,783.50
Stara Planina Hold AD-Sofia	4.8000	5.0500	142,618	64	704,392.52
CB First Investment Bank AD-Sofia	2.5200	2.7800	354,550	269	914,417.88
CB Central Cooperative Bank AD-Sofia	1.0200	1.1200	97,904	71	104,457.99
Trace Group Hold AD-Sofia	3.0400	3.4600	62,458	88	199,803.64
Bulgarian Real Estate Fund REIT-Sofia	1.7900	1.8900	89,825	138	163,592.57
Chimimport AD-Sofia	1.0600	1.1300	517,573	198	561,542.62
Himsnab Bulgaria AD-Sofia	49.0000	49.0000	6	1	294.00
Holding Varna AD-Varna	36.4000	39.4000	10,020	36	388,833.20
CEZ Distribution Bulgaria AD-Sofia	175.0000	187.0000	119	18	21,273.00

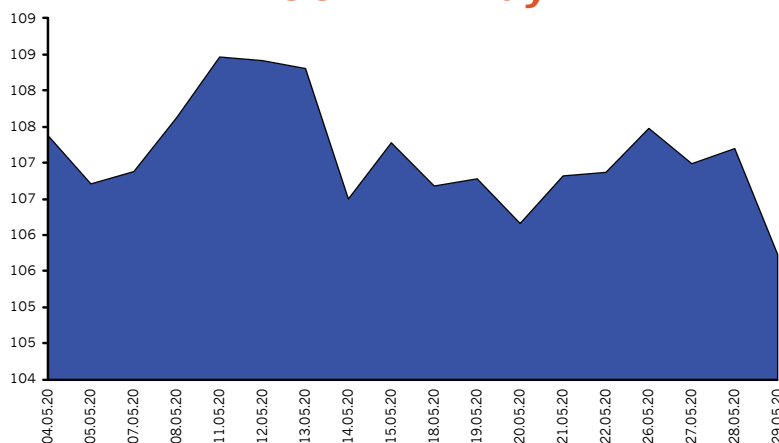


Corporate Governance Index CGIX

CGIX Components

Issuer	Min. price	Max. price	Volume (lots)	Trades	Turnover (BGN)
Albena AD-Albena	28.2000	30.4000	1,867	38	54,732.20
Bulgarian Stock Exchange-Sofia	4.4000	4.5800	400	3	1,787.00
Industrial Holding Bulgaria PLC-Sofia	0.7800	0.8200	22,312	19	17,540.83
Korado Bulgaria AD-Strazhitsa	5.2000	5.6500	6,687	41	37,004.00
Monbat AD-Sofia	3.2000	4.2600	57,699	224	207,701.30
Sopharma AD-Sofia	2.7000	2.9900	155,372	230	434,915.52
Chimimport AD-Sofia	1.0600	1.1300	517,573	198	561,542.62

CGIX in May



CGIX is the index of the companies enjoying good corporate governance as selected by the National Corporate Governance Commission.

The starting date of calculation of the CGIX is September 19, 2011.

CGIX is an index of the National Corporate Governance Commission but is currently computed and promoted by BSE.

The Rules on calculating the Corporate Governance Index (CGIX) are available in Bulgarian at http://download.bse-sofia.bg/others/CGIX_Index_Rules_BG.pdf

Premium Equities Segment* (based on non-consolidated reports**)

Issue	Issuer	P / E	P / S	P / B	P / EBIT	ROA	EBIT / Total Asts.	ROE	EBIT / Equity	Current Ratio	Debt / Equity	Assets Turnover
4CF	CB Central Cooperative Bank AD-Sofia	3.30	0.75	0.24		0.01		0.07			0.91	
5F4	CB First Investment Bank AD-Sofia	2.33	0.72	0.32		0.01		0.14			0.91	
6C4	Chimimport AD-Sofia	7.04	4.42	0.21	5.96	0.02	0.03	0.03	0.03	2.58	0.17	0.04
4KX	Korado Bulgaria AD-Strazhitsa	18.22	1.78	3.36	12.97	0.13	0.15	0.19	0.21	4.44	0.26	1.37
5MB	Monbat AD-Sofia	18.86	0.42	0.80	6.97	0.02	0.03	0.04	0.08	1.37	0.57	0.85
SKK	Sirma Group Holding JSC-Sofia	13.32	4.73	0.35	8.45	0.02	0.02	0.03	0.03	1.28	0.22	0.06
3JR	Sopharma AD-Sofia	10.30	1.48	0.70	6.13	0.05	0.06	0.07	0.08	1.46	0.24	0.37

Premium Equities Segment* (based on consolidated reports**)

Issue	Issuer	P / E	P / S	P / B	P / EBIT	ROA	EBIT / Total Asts.	ROE	EBIT / Equity	Current Ratio	Debt / Equity	Assets Turnover
4CF	CB Central Cooperative Bank AD-Sofia	3.13	0.67	0.24		0.01		0.08			0.91	
5F4	CB First Investment Bank AD-Sofia	2.19	0.68	0.31		0.01		0.15			0.91	
6C4	Chimimport AD-Sofia	3.44	0.02	0.17	1.08	0.01	0.01	0.05	0.08	1.13	0.83	1.57
4KX	Korado Bulgaria AD-Strazhitsa											
5MB	Monbat AD-Sofia	9.83	0.39	0.60	3.66	0.03	0.04	0.06	0.08	1.53	0.53	0.73
SKK	Sirma Group Holding JSC-Sofia	6.49	0.42	0.28	2.50	0.03	0.04	0.04	0.05	0.90	0.27	0.41
3JR	Sopharma AD-Sofia	4.28	0.28	0.67	2.59	0.08	0.09	0.17	0.19	1.13	0.51	1.18

Standard Equities Segment* (based on non-consolidated reports**)

Issue	Issuer	P / E	P / S	P / B	P / EBIT	ROA	EBIT / Total Asts.	ROE	EBIT / Equity	Current Ratio	Debt / Equity	Assets Turnover
94G	235 Holdings AD-Sofia			23.19						1.57	0.02	
A72	Agria Group Holding AD-Varna	47.60	9.20	0.65	14.47	0.01	0.02	0.01	0.04	0.90	0.58	0.03
6AB	Albena AD-Albena	7.36	1.29	0.26	3.22	0.03	0.03	0.04	0.04	0.47	0.21	0.16
6AM	Alcomet AD-Shumen	9.81	0.26	0.42	3.44	0.02	0.03	0.04	0.05	1.31	0.43	0.94
A4L	Allterco AD-Sofia	12.57	5.81	2.80	11.64	0.18	0.20	0.22	0.24	7.50	0.17	0.40
A00	BG Agro AD-Varna	397.31	62.96	1.00	346.31					10.22		0.02
5BP	Billboard AD-Sofia	9.80	0.47	0.21	2.17	0.01	0.03	0.02	0.04	1.72	0.37	0.28
5BR	Bulgarian River Shipping AD-Ruse	12.89	1.35	0.23	4.99	0.01	0.02	0.02	0.02	0.59	0.18	0.14
BSO	Bulgarian Stock Exchange-Sofia	71.70	8.09	2.69	58.16	0.03	0.03	0.04	0.03	6.21	0.07	0.30
5BN	CB Bulgarian American Credit Bank AD-Sofia	10.03	2.91	0.75		0.01		0.08			0.88	
5CP	CB Texim Bank AD-Sofia	60.86	4.94	2.05				0.03			0.90	
3CZ	CEZ Distribution Bulgaria AD-Sofia	11.08	0.99	0.57	3.01	0.04	0.04	0.05	0.06	0.71	0.33	0.40
1CZ	CEZ Electro Bulgaria AD-Sofia	5.63	0.17	0.67	4.82	0.06	0.07	0.13	0.14	2.01	0.50	2.13
5DOV	Doverie United Holding PLC-Sofia	51.27	13.75	1.97	29.97	0.02	0.03	0.04	0.06	0.42	0.50	0.07
0EA	Elana Agrocredit AD-Sofia	13.96	8.54	0.91	10.80	0.05	0.06	0.07	0.09	6.04	0.27	0.08
11C	Eleven Capital AD-Sofia											
52E	Elhim Iskra AD-Pazardzhik	1168.49	0.48	0.43	7.94					11.31	0.11	0.79
57E	EMKA AD-Sevlievo	12.08	0.45	1.01	7.02	0.08	0.09	0.09	0.10	8.30	0.10	2.11
5EO	Etropal AD-Etropole	3166.67	4.24	5.60	35.49		0.02		0.05	0.90	0.63	0.50
4EH	Eurohold Bulgaria AD-Sofia		23.95	0.75	44.10					0.02	0.46	0.02
4F6	Fazerles AD-Silistra	97.96	0.54	0.42	10.16					27.26	0.05	0.72
4F8	Formoplast AD-Kardzhali		13.98	8.88	152.23					3.21	0.18	0.51
GTH	Galata Investment Company AD-Varna	4977.75	776.87	1.75	3632.41					4.29	0.01	
GR6	Gradus AD-Stara Zagora	30.12	28.43	1.12	30.14	0.04	0.04	0.04	0.04	827.09		0.04
58E	Himsnab Bulgaria AD-Sofia	77.77	111.75	1.41	68.64	0.01	0.02	0.02	0.02	3.00	0.21	0.01
6N3	Holding Nov Vek AD-Sofia	33.31	15.06	1.72	19.08	0.02	0.04	0.06	0.10	4.52	0.47	0.05
4HS	Holding Sveta Sofia AD-Sofia	27.18	8.34	1.07	13.06	0.02	0.03	0.04	0.08	1.48	0.66	0.05
5V2	Holding Varna AD-Varna	144.35	33.95	1.31	47.71	0.01	0.02	0.01	0.02	2.67	0.23	0.03

* Ratios are calculated on the base of the last weighted-average price as of the end of the month

** Financial reports data (ttm)

Methodology for Calculation of Financial Ratios is available at http://download.bse-sofia.bg/pdf/methodology_en.pdf

Financial Ratios

May
2020

Issue	Issuer	P / E	P / S	P / B	P / EBIT	ROA	EBIT / Total Asts.	ROE	EBIT / Equity	Current Ratio	Debt / Equity	Assets Turnover
4HE	Hydraulic Elements and Systems AD-Yambol	15.77	1.13	1.66	8.30	0.09	0.10	0.11	0.12	2.51	0.19	1.24
4I8	Industrial Capital Holding AD-Sofia	14.95	7.02	0.93	14.52	0.06	0.06	0.06	0.06	9.67	0.04	0.12
4ID	Industrial Holding Bulgaria PLC-Sofia	6.76	6.07	0.32	6.47	0.05	0.05	0.05	0.05	1.06	0.06	0.05
6R1	Industry Development Holding JSC-Sofia	8.41	4.33	1.02	4.76	0.05	0.09	0.13	0.23	3.12	0.58	0.10
4IN	Investor.BG AD-Sofia	1280.10	7.40	2.07	297.17					2.08	0.16	0.24
4L4	Lavena AD-Shumen	23.78	1.91	1.71	12.53	0.05	0.06	0.07	0.09	3.76	0.34	0.62
5MH	M+S Hydraulic AD-Kazanlak	17.97	2.05	2.66	10.35	0.13	0.14	0.16	0.17	2.77	0.18	1.10
178B	Neo London Capital PLC-Sofia	6.67		0.90	3.66	0.06	0.11	0.14	0.26	10.24	0.59	
3NB	Neochim AD-Dimitrovgrad		0.30	0.88						1.40	0.30	1.90
5ODE	Odessos Shiprepair Yard AD-Varna	6.02	0.90	0.63	4.38	0.10	0.11	0.11	0.12	3.10	0.08	0.67
4O1	Oil and Gas Exploration and Production AD-Sofia	22.60	2.89	0.78	8.12	0.03	0.03	0.03	0.04	2.11	0.23	0.21
5PET	Petrol AD-Sofia		0.02	0.84	28.38					1.33	0.90	4.21
P2B	Port Flot-Burgas AD-Burgas											
RGL	Regala Invest AD-Varna			2.27						1.85	0.15	
6R2	Rodna Zemlya Holding AD-Dobrich	1116.15	11.13	1.62	34.12		0.02		0.04	2.36	0.43	0.06
6S4	Severcoop Gamza Holding AD-Sofia	35.86	5.79	0.81	9.09	0.01	0.04	0.02	0.09	2.21	0.62	0.06
6S5	Sila Holding AD-Sofia	100.26	36.48	1.54	51.23	0.01	0.02	0.02	0.03	4.09	0.35	0.03
6SOA	Sofia Commerce-Pawn Brokerage AD	7.36	2.03	1.12	6.46	0.14	0.16	0.16	0.18	10.69	0.10	0.52
SO5	Sopharma Trading AD-Sofia	8.78	0.22	1.73	5.48	0.05	0.06	0.22	0.28	1.11	0.76	2.03
OSP	Speedy AD-Sofia	16.02	1.85	4.14	8.00	0.13	0.15	0.29	0.36	0.91	0.54	1.10
3NJ	SS Konstantine And Elena Holding AD	22.37	5.64	1.29	12.94	0.03	0.05	0.06	0.09	1.54	0.46	0.13
5SR	Stara Planina Hold AD-Sofia	16.50	13.78	2.68	16.49	0.14	0.14	0.16	0.16	0.83	0.13	0.17
6S7	Synergion Holding AD-Sofia		6.82	0.10						0.24	0.31	0.01
EHN	Synthetica AD-Sofia		106.09	8.17						0.69	0.76	0.02
7TH	Tchaikapharma High Quality Medicines AD-Sofia	719.40	27.63	10.18	181.74	0.01	0.02	0.01	0.02	5.60	0.15	0.31
3TV	Toplivo AD-Sofia		0.05	0.10						2.08	0.39	1.24
T57	Trace Group Hold AD-Sofia	5.78	0.50	0.71	4.53	0.08	0.09	0.13	0.14	1.67	0.39	0.97
1VX	Velgraf Asset Management AD-Sofia	398.73	36.20	2.38	68.88		0.01	0.01	0.02	1.88	0.26	0.05
4PX	Yuri Gagarin PLC-Plovdiv	3.47	0.07	0.08	0.69	0.01	0.03	0.02	0.04	2.00	0.44	0.75
T43	Zarneni Hrani Bulgaria AD-Sofia	9.82	4.59	0.12	6.87	0.01	0.01	0.01	0.02	0.96	0.17	0.02
3ZL	Zlatni Pyasatsi AD-Varna		1.11	0.11						5.98	0.05	0.09

Standard Equities Segment* (based on consolidated reports**)

Issue	Issuer	P / E	P / S	P / B	P / EBIT	ROA	EBIT / Total Asts.	ROE	EBIT / Equity	Current Ratio	Debt / Equity	Assets Turnover
94G	235 Holdings AD-Sofia		112.21	23.57						67.32	0.01	0.20
A72	Agria Group Holding AD-Varna	3.15	0.11	0.24	1.33	0.03	0.05	0.08	0.11	1.22	0.56	0.92
6AB	Albena AD-Albena	14.02	0.99	0.25	3.38	0.01	0.02	0.02	0.03	0.64	0.25	0.19
6AM	Alcomet AD-Shumen	9.81	0.26	0.42	3.44	0.02	0.03	0.04	0.05	1.31	0.43	0.94
A4L	Allterco AD-Sofia	7.83	1.31	1.83	5.93	0.17	0.20	0.24	0.28	3.10	0.25	1.02
A00	BG Agro AD-Varna	20.86	0.52	0.74	7.94	0.02	0.03	0.04	0.05	1.10	0.44	0.85
5BP	Billboard AD-Sofia	6.99	0.11	0.19	0.97	0.01	0.04	0.03	0.08	0.90	0.51	0.73
5BR	Bulgarian River Shipping AD-Ruse	21.52	0.86	0.21	4.57	0.01	0.01	0.01	0.01	1.02	0.16	0.20
BSO	Bulgarian Stock Exchange-Sofia	10.46	2.71	1.51	7.66	0.03	0.03	0.17	0.20	1.11	0.85	0.11
5BN	CB Bulgarian American Credit Bank AD-Sofia	9.58	2.85	0.74		0.01		0.08			0.88	
5CP	CB Texim Bank AD-Sofia	40.36	4.89	2.02		0.01		0.05			0.89	
3CZ	CEZ Distribution Bulgaria AD-Sofia	16.74	0.98	0.58	3.27	0.02	0.03	0.04	0.04	0.61	0.34	0.40
5DOV	Doverie United Holding PLC-Sofia	0.38	0.17	0.27	0.31	0.17	0.19	1.20	1.04	0.94	0.84	0.38
5EO	Etropal AD-Etropole	1,017.86	4.18	5.45	34.21		0.02	0.01	0.06	0.93	0.63	0.50
4EH	Eurohold Bulgaria AD-Sofia	43.01	0.15	1.47	4.44		0.02	0.03	0.16	1.07	0.87	1.11

* Ratios are calculated on the base of the last weighted-average price as of the end of the month

** Financial reports data (ttm)

Methodology for Calculation of Financial Ratios is available at http://download.bse-sofia.bg/pdf/methodology_en.pdf

Financial Ratios

May
2020

Issue	Issuer	P / E	P / S	P / B	P / EBIT	ROA	EBIT / Total Asts.	ROE	EBIT / Equity	Current Ratio	Debt / Equity	Assets Turnover
GR6	Gradus AD-Stara Zagora	20.77	2.17	1.14	13.47	0.05	0.05	0.05	0.06	3.45	0.12	0.44
58E	Himnab Bulgaria AD-Sofia	30.50	4.28	1.07	16.50	0.02	0.03	0.04	0.05	2.04	0.36	0.14
6N3	Holding Nov Vek AD-Sofia	8.70	1.69	2.11	5.69	0.07	0.09	0.29	0.38	2.83	0.67	0.36
4HS	Holding Sveta Sofia AD-Sofia	24.63	2.66	1.07	5.60	0.01	0.04	0.04	0.18	1.22	0.76	0.10
5V2	Holding Varna AD-Varna	99.76	2.97	1.33	16.08	0.01	0.02	0.01	0.04	1.32	0.51	0.18
4I8	Industrial Capital Holding AD-Sofia	8.39	0.09	0.41	0.76	0.01	0.10	0.05	0.11	4.44	0.14	1.28
4ID	Industrial Holding Bulgaria PLC-Sofia	10.28	0.71	0.26	3.09	0.02	0.03	0.02	0.04	1.12	0.20	0.28
6R1	Industry Development Holding JSC-Sofia	5.32	2.42	0.73	2.85	0.04	0.08	0.15	0.24	2.72	0.63	0.09
4IN	Investor.BG AD-Sofia		4.45	3.05						1.75	0.51	0.31
4L4	Lavena AD-Shumen	39.85	1.99	1.75	14.84	0.03	0.04	0.05	0.06	3.94	0.34	0.58
5MH	M+S Hydraulic AD-Kazanlak	17.46	2.01	2.75	10.06	0.13	0.15	0.17	0.18	2.78	0.18	1.16
3NB	Neochim AD-Dimitrograd		0.27	0.90						1.15	0.37	1.99
4O1	Oil and Gas Exploration and Production AD-Sofia	21.17	2.11	0.87	7.51	0.03	0.04	0.04	0.05	2.72	0.24	0.30
5PET	Petrol AD-Sofia		0.02	0.78	4.40					1.23	0.90	3.89
6R2	Rodna Zemya Holding AD-Dobrich	55.06	0.64	1.45	12.35	0.01	0.03	0.02	0.07	1.52	0.62	0.71
6S4	Severcoop Gamza Holding AD-Sofia	30.49	1.55	0.78	4.24	0.01	0.04	0.03	0.17	2.30	0.77	0.13
6S5	Sila Holding AD-Sofia			1.52	6.69					1.87	0.61	
6SOA	Sofia Commerce-Pawn Brokerage AD-Sofia	6.29	1.90	1.10	5.47	0.16	0.18	0.19	0.21	11.58	0.12	0.54
SO5	Sopharma Trading AD-Sofia	19.74	0.18	2.40	5.92	0.02	0.03	0.13	0.21	1.07	0.84	2.10
OSP	Speedy AD-Sofia	14.98	1.24	4.76	6.16	0.12	0.15	0.37	0.46	0.90	0.64	1.44
3NJ	SS Konstantine And Elena Holding AD-Varna	64.28	1.66	1.46	7.28	0.01	0.03	0.02	0.09	0.59	0.68	0.22
5SR	Stara Planina Hold AD-Sofia	15.62	0.47	1.05	3.09	0.03	0.09	0.07	0.11	3.23	0.16	0.99
6S7	Synergon Holding AD-Sofia	4.06	0.03	0.05	0.81	0.01	0.01	0.01	0.02	1.44	0.25	1.07
EHN	Synthetica AD-Sofia		7.45	7.59						0.66	0.74	0.23
3TV	Toplivo AD-Sofia		0.05	0.10	24.53					2.07	0.40	1.24
T57	Trace Group Hold AD-Sofia	5.13	0.26	0.71	3.32	0.07	0.08	0.15	0.18	1.33	0.54	1.42
1VX	Velgraf Asset Management AD-Sofia	426.46	49.64	2.39	67.10		0.01	0.01	0.02	1.87	0.27	0.03
4PX	Yuri Gagarin PLC-Plovdiv	3.19	0.06	0.08	0.64	0.02	0.03	0.03	0.04	2.02	0.45	0.88
T43	Zarneni Hrani Bulgaria AD-Sofia	7.60	0.36	0.13	1.71	0.01	0.03	0.02	0.03	1.68	0.24	0.22
3ZL	Zlatni Pyasatsi AD-Varna		0.47	0.12	7.11					7.47	0.05	0.24

SPVs Segment* (based on non-consolidated reports**)

Issue	Issuer	P / E	P / S	P / B	P / EBIT	ROA	EBIT / Total Asts.	ROE	EBIT / Equity	Current Ratio	Debt / Equity	Assets Turnover
6A6	Advance Terrafund REIT-Sofia	44.55	5.94	0.64	44.55	0.01	0.01	0.01	0.01	2.41	0.06	0.10
5AX	Aktiv Properties REIT-Plovdiv	20.51	1.42	0.87	20.11	0.04	0.04	0.04	0.04	14.60	0.01	0.55
5H4	Balkan and Sea Properties REIT-Varna	203.26	42.95	2.23	47.21	0.01	0.02	0.01	0.04	6.64	0.43	0.03
BPY	Bravo Property Fund REIT-Sofia	7.73	5.11	1.04	6.18	0.07	0.09	0.14	0.17	2.59	0.46	0.11
5BU	Bulgarian Real Estate Fund REIT-Sofia	13.04	7.68	0.62	12.31	0.04	0.04	0.05	0.05	3.81	0.11	0.07
9BH	Bulgarian Receivables Fund SPE-Sofia	24.68		1.04	24.29	0.02	0.02	0.04	0.04		0.68	
5BD	Bulland Investments REIT-Sofia	36.01	3.44	0.95	20.02	0.02	0.04	0.03	0.05	3.44	0.36	0.21
5CQ	Capital Management SPV-Sofia	9.88		1.62	8.72	0.09	0.10	0.18	0.20	3.86	0.42	
5EX	Exclusive Property REIT-Sofia	9.64	5.91	0.75	6.61	0.04	0.06	0.08	0.11	0.18	0.46	0.07
E7P	Expat Beta REIT-Sofia		50.89	0.92						0.16	0.23	0.01
6F3	FairPlay Properties REIT-Sofia	19.23	1.17	0.16	10.27	0.01	0.01	0.01	0.01	4.10	0.13	0.12
FAW	Finance Assistance Management SPV-Sofia											
RPR	Roi Property Fund REIT-Sofia	72.02	13.94	1.64	17.58	0.01	0.03	0.02	0.08	0.46	0.65	0.04
6S6	Sopharma Properties REIT-Sofia	17.49	10.82	2.07	16.76	0.08	0.09	0.12	0.12	0.08	0.28	0.14
6SB	Super Borovetz Property Fund REIT-Varna	21.63	7.74	1.33	11.69	0.03	0.05	0.07	0.13	2.67	0.52	0.07

* Ratios are calculated on the base of the last weighted-average price as of the end of the month

** Financial reports data (ttm)

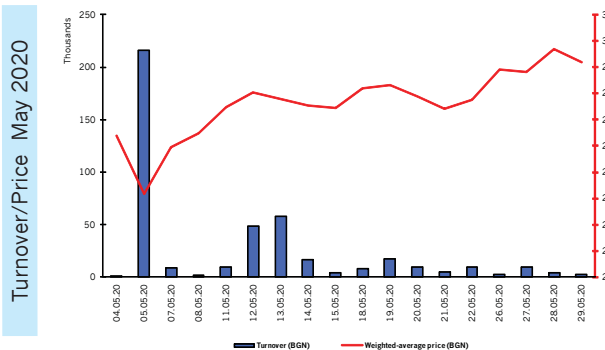
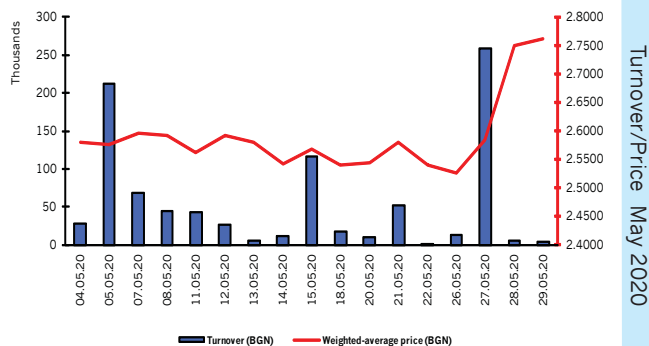
Methodology for Calculation of Financial Ratios is available at http://download.bse-sofia.bg/pdf/methodology_en.pdf

Top 5 Stocks by Trades

May 2020

First Investment Bank

BSE code of the issue	5F4
Volume of the issue (common shares)	110,000,000
Nominal value (BGN per share)	1.00
Last gross dividend 2018 (BGN per share)	0.00
Trading on regulated market as from the beginning of the year	
Volume in lots	1,951,176
Value in BGN	4,813,708.31
Trades	2,415

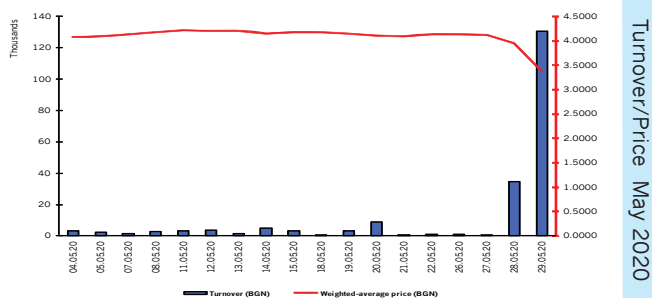


Sopharma

BSE code of the issue	3JR
Volume of the issue (common shares)	134,797,899
Nominal value (BGN per share)	1.00
Last 6-month gross dividend 2019 (BGN per share)	0.0500
Trading on regulated market as from the beginning of the year	
Volume in lots	1,595,632
Value in BGN	4,655,563.29
Trades	2,239

Monbat

BSE code of the issue	5MB
Volume of the issue (common shares)	39,000,000
Nominal value (BGN per share)	1.00
Last gross dividend 2018 (BGN per share)	0.1025
Trading on regulated market as from the beginning of the year	
Volume in lots	394,741
Value in BGN	1,932,757.72
Trades	928

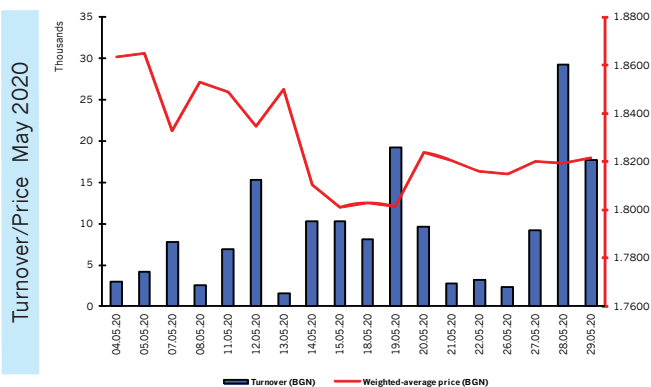
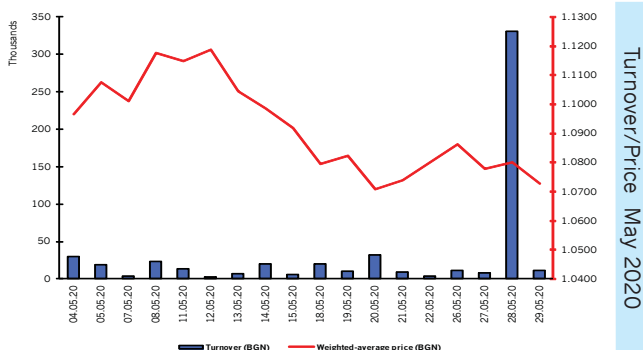


Top 5 Stocks by Trades

May 2020

Chimimport

BSE code of the issue	6C4
Volume of the issue (common shares)	239,646,267
Nominal value (BGN per share)	1.00
Last gross dividend 2018 (BGN per share)	0.0630
Trading on regulated market as from the beginning of the year	
Volume in lots	6,489,804
Value in BGN	7,343,275.78
Trades	4,354



Bulgarian Real Estate Fund REIT

BSE code of the issue	5BU
Volume of the issue (common shares)	34,641,925
Nominal value (BGN per share)	1.00
Last gross dividend 2018 (BGN per share)	0.0996
Trading on regulated market as from the beginning of the year	
Volume in lots	2,330,640
Value in BGN	4,354,829.46
Trades	1405