

May  
2018

# MONTHLY BULLETIN



БФБ

BULGARIAN STOCK EXCHANGE  
1000 Sofia, 6 Tri ushi St.  
Tel: (+359 2) 937 09 45; Fax: (+359 2) 937 09 46  
<http://www.bse-sofia.bg>; e-mail: [bse@bse-sofia.bg](mailto:bse@bse-sofia.bg)

# General Statistics

May  
2018

Capitalization of BSE Main Market		Change	
As of 31 May 2018			
Market Segment	Capitalization	April * 2018	May * 2017
Premium Equities Segment	2,190,374,699.94	-5.34%	0.29%
Standard Equities Segment	6,205,283,029.65	0.39%	-3.70%
Special Purpose Vehicles Segment	693,799,704.06	-0.71%	5.94%
<b>Total Capitalization of BSE Main Market</b>	<b>9,089,457,433.65</b>	<b>-1.13%</b>	<b>-2.08%</b>

\* as of the end of the period

Issues admitted to trading on BSE Main Market			
Market Segment	Number of new issues	Number of delisted issues	Number of listed issues as of the end of the month
Premium Equities Segment	0	0	7
Standard Equities Segment	0	0	78
Special Purpose Vehicles Segment	0	0	15
Bonds Segment	1	0	56
Compensatory Instruments Segment	0	0	3
Exchange Traded Products Segment	0	0	12
Subscription Rights Segment	0	0	0
Initial Public Offering Segment	0	0	0
Government Securities Segment	0	0	20
<b>TOTAL :</b>	<b>1</b>	<b>0</b>	<b>191</b>

\* as of the end of the period

## BSE Indices

### SOFIX

Value *	636.55
Monthly change	-3.28%
Annual change	-3.73%
P/E **	10.50
P/B **	0.84

### BGBX 40

Value *	126.32
Monthly change	-2.79%
Annual change	-3.28%
P/E **	12.49
P/B **	1.32

### BG TR30

Value *	528.30
Monthly change	-2.23%
Annual change	2.24%
P/E **	46.97
P/B **	1.50

### BG REIT

Value *	115.47
Monthly change	-0.04%
Annual change	3.91%
P/E **	12.57
P/B **	1.08

\* Values as of 31 May 2018

\*\* P (prices) are weighted-average

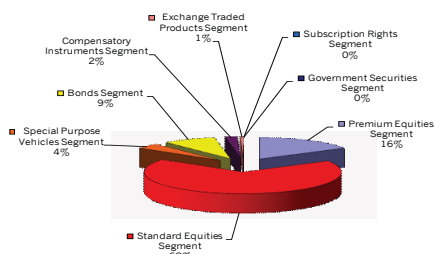
\*\* Financial reports data (ttm)

## Monthly Trading by BSE Main Market Segments

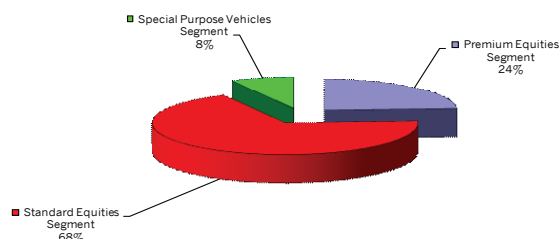
Market Segment	May 2018			Change in turnover (%)	
	Trades	Turnover (BGN)	Volume (lots)	April 2018	May 2017
Premium Equities Segment	891	3,173,007	1,264,887	-73.62%	-34.20%
Standard Equities Segment	1,222	13,128,605	8,591,787	71.15%	-9.03%
Special Purpose Vehicles Segment	391	761,853	490,285	-32.50%	-57.59%
Bonds Segment	18	1,685,483	1,353	107.25%	-76.11%
Compensatory Instruments Segment	187	397,563	704,851	20.05%	-14.05%
Exchange Traded Products Segment	30	103,779	324,452	87.37%	8.25%
Subscription Rights Segment	5	694	693,608	n/a	n/a
Initial Public Offering Segment	0	0	0	n/a	n/a
Government Securities Segment	0	0	0	n/a	n/a
Privatisation Segment	0	0	0	n/a	n/a
<b>TOTAL:</b>	<b>2,744</b>	<b>19,250,984</b>	<b>12,071,223</b>	<b>-12.61%</b>	<b>-32.84%</b>
OTC trades ***	0	0	0	n/a	-100.00%

\*\*\* Effective as from 03 January 2018, no OTC trades may be announced through the trading system of BSE-Sofia

### Turnover by Segments of BSE Main Market



### Capitalization by Segments of BSE Main Market



### New issues admitted to trading on the BSE Main Market in May

Issue	Issuer	First Trading Day	Trading Currency	Amount of the issue in the respective currency	Market Segment
MCJ1	M SAT Cable EAD-Sofia	04.05.2018	BGN	20,000,000	Bonds Segment

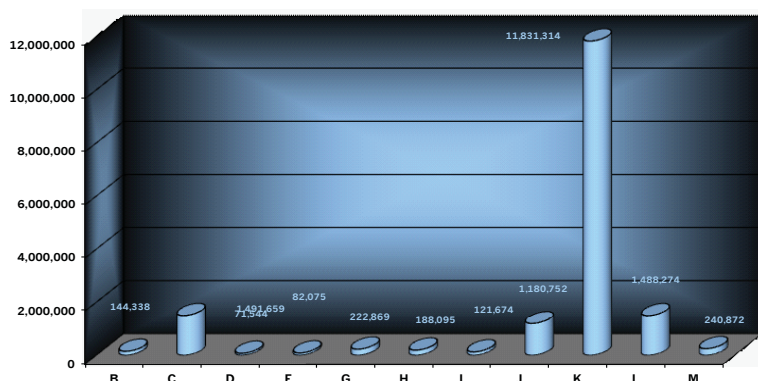
### Daily-Average Trading by BSE Main Market Segments

Market Segment	May 2018			Change in turnover (%)	
	Trades	Turnover (BGN)	Volume (lots)	April 2018	May 2017
Premium Equities Segment	45	158,650	63,244	-76.26%	-34.20%
Standard Equities Segment	61	656,430	429,589	54.04%	-9.03%
Special Purpose Vehicles Segment	20	38,093	24,514	-39.25%	-57.59%
Bonds Segment	1	84,274	68	86.53%	-76.11%
Compensatory Instruments Segment	9	19,878	35,243	8.05%	-14.05%
Exchange Traded Products Segment	2	5,189	16,223	68.64%	8.25%
Subscription Rights Segment	0	35	34,680	n/a	n/a
Initial Public Offering Segment	0	0	0	n/a	n/a
Government Securities Segment	0	0	0	n/a	n/a
Privatisation Segment	0	0	0	n/a	n/a
<b>TOTAL:</b>	<b>137</b>	<b>962,549</b>	<b>603,561</b>	<b>-21.34%</b>	<b>-32.84%</b>
OTC trades ***	0	0	0	n/a	-100.00%

\*\*\* Effective as from 03 January 2018, no OTC trades may be announced through the trading system of BSE-Sofia

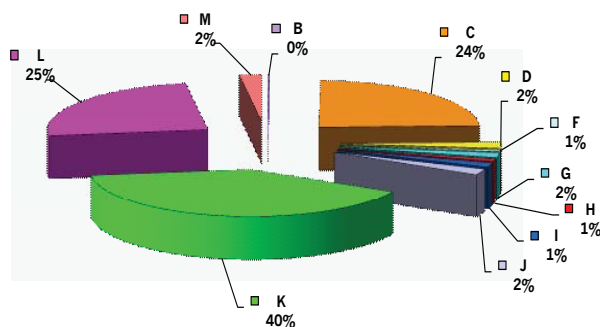
Trading by Industries (according to NACE.BG-2008)		Trades	Volume (lots)	Turnover (BGN)
B	Mining and quarrying	11	20,990	144,337.60
C	Manufacturing	615	267,352	1,491,658.74
D	Electricity,gas,steam and air conditioning supply	8	16	71,544.00
F	Construction	67	22,300	82,074.87
G	Wholesale and retail trade; repair of motor vehicles and motorcycles	125	446,695	222,868.84
H	Transportation and storage	34	122,393	188,094.98
I	Accommodation and food service activities	78	2,519	121,673.94
J	Information and communication	5	89,660	1,180,752.00
K	Financial and insurance activities	1,296	9,098,413	11,831,313.95
L	Real estate activities	73	77,036	1,488,274.30
M	Professional, scientific and technical activities	192	199,585	240,871.76

### Share of industries in the total turnover (BGN) on the BSE Main Market in May



- B Mining and quarrying
- C Manufacturing
- D Electricity,gas,steam and air conditioning supply
- F Construction
- G Wholesale and retail trade; repair of motor vehicles and motorcycles
- H Transportation and storage
- I Accommodation and food service activities
- J Information and communication
- K Financial and insurance activities
- L Real estate activities
- M Professional, scientific and technical activities

### Share of industries in the total turnover on the BSE Main Market in the last 365 days



- B Mining and quarrying
- C Manufacturing
- D Electricity,gas,steam and air conditioning supply
- F Construction
- G Wholesale and retail trade; repair of motor vehicles and motorcycles
- H Transportation and storage
- I Accommodation and food service activities
- J Information and communication
- K Financial and insurance activities
- L Real estate activities
- M Professional, scientific and technical activities

## TOP 5

### Liquidity Ranking

Issuer	Trades	Volume (lots)	Turnover (BGN)
Chimimport AD-Sofia	243	590,440	1,355,994.07
Sopharma AD-Sofia	203	176,402	742,988.78
Advance Terrafund REIT-Sofia	168	151,455	333,211.88
Sirma Group Holding JSC-Sofia	151	193,285	180,012.88
CB First Investment Bank AD-Sofia	112	54,157	208,288.52

## TOP 5

### Members

Trades	Turnover (BGN)
Inv. Intermediary "Karoll" 1,746	CB "Allianz Bank Bulgaria" 9,971,020.74
Inv. Intermediary "Elana Trading" 841	Inv. Intermediary "Real Finance" 4,028,951.28
Inv. Intermediary "First Financial Brokerage House" 643	Inv. Intermediary "First Financial Brokerage House" 3,438,823.53
Inv. Intermediary "BenchMark Finance" 475	Inv. Intermediary "D.I.S.L. Securities" 3,165,125.99
Inv. Intermediary "UG Market" 289	Inv. Intermediary "UG Market" 2,900,050.15

## TOP 30

### Capitalization as of 31 May 2018

Issues of shares on the BSE Main Market

Issue	Issuer	Nominal (BGN)	Amount (Shares)	Closing price (BGN)	Capitalization (BGN)
7TH	Tchaikapharma High Quality Medicines AD-Sofia	1.00	72,200,000	8.0500	581,210,000.00
3JR	Sopharma AD-Sofia	1.00	134,797,899	4.0900	551,323,406.91
6C4	Chimimport AD-Sofia	1.00	239,646,267	2.2300	534,411,175.41
3CZ	CEZ Distribution Bulgaria AD-Sofia	1.00	1,928,000	256.0000	493,568,000.00
5F4	CB First Investment Bank AD-Sofia	1.00	110,000,000	3.7700	414,700,000.00
5MB	Monbat AD-Sofia	1.00	39,000,000	8.6000	335,400,000.00
4EH	Eurohold Bulgaria AD-Sofia	1.00	197,525,600	1.5200	300,238,912.00
5MH	M+S Hydraulic AD-Kazanlak	1.00	39,055,200	7.5550	295,062,036.00
1VX	Velgraf Asset Management AD-Sofia	1.00	68,979,758	3.6600	252,465,914.28
SO5	Sopharma Trading AD-Sofia	1.00	32,905,009	7.6000	250,078,068.40
6AM	Alcomet AD-Shumen	1.00	17,952,959	13.6000	244,160,242.40
6AB	Albena AD-Albena	1.00	4,273,126	57.0000	243,568,182.00
OSP	Speedy AD-Sofia	1.00	5,377,619	41.0000	220,482,379.00
4CF	CB Central Cooperative Bank AD-Sofia	1.00	113,154,291	1.7650	199,717,323.62
6A6	Advance Terrafund REIT-Sofia	1.00	85,110,091	2.2000	187,242,200.20
5V2	Holding Varna AD-Varna	1.00	5,235,900	35.6000	186,398,040.00
5BN	CB Bulgarian American Credit Bank AD-Sofia	1.00	24,691,313	7.4000	182,715,716.20
5SR	Stara Planina Hold AD-Sofia	1.00	21,000,000	7.9000	165,900,000.00
57B	Bulgartabac Holding AD-Sofia	1.00	7,367,222	20.0000	147,344,440.00
3MZ	Svilosa AD-Svishtov	1.00	31,754,944	4.2000	133,370,764.80
6S6	Sopharma Properties REIT-Sofia	1.00	20,103,965	6.5000	130,675,772.50
6AG	Agro Finance REIT-Plovdiv	1.00	32,219,708	4.0000	128,878,832.00
EHN	Synthetica AD-Sofia	1.00	3,000,000	42.0000	126,000,000.00
3NB	Neochim AD-Dimitrograd	1.00	2,654,358	45.4000	120,507,853.20
GTH	Galata Investment Company AD-Varna	1.00	68,571,234	1.7500	119,999,659.50
1CZ	CEZ Electro Bulgaria AD-Sofia	10.00	5,000	22,400.0000	112,000,000.00
58E	Himsnab Bulgaria AD-Sofia	1.00	2,494,631	43.0000	107,269,133.00
4ID	Industrial Holding Bulgaria PLC-Sofia	1.00	107,400,643	0.9900	106,326,636.57
5H4	Balkan and Sea Properties REIT-Varna	1.00	6,925,156	14.8000	102,492,308.80
4KX	Korado Bulgaria AD-Strazhitsa	1.00	13,168,614	7.7000	101,398,327.80

## Premium Equities Segment

Issue	Issuer	Nominal (BGN)	Amount (Shares)	Closing price (BGN)	Capitalisation (BGN)
3JR	Sopharma AD-Sofia	1.00	134,797,899	4.0900	551,323,406.91
4CF	CB Central Cooperative Bank AD-Sofia	1.00	113,154,291	1.7650	199,717,323.62
4KX	Korado Bulgaria AD-Strazhitsa	1.00	13,168,614	7.7000	101,398,327.80
5F4	CB First Investment Bank AD-Sofia	1.00	110,000,000	3.7700	414,700,000.00
5MB	Monbat AD-Sofia	1.00	39,000,000	8.6000	335,400,000.00
6C4	Chimimport AD-Sofia	1.00	239,646,267	2.2300	534,411,175.41
SKK	Sirma Group Holding JSC-Sofia	1.00	59,360,518	0.9000	53,424,466.20

## Standard Equities Segment

Issue	Issuer	Nominal (BGN)	Amount (Shares)	Closing price (BGN)	Capitalisation (BGN)
6A8	Advance Equity Holding AD-Sofia	1.00	35,945,592	0.3480	12,509,066.02
A72	Agria Group Holding AD-Varna	1.00	6,800,000	11.6000	78,880,000.00
6AB	Albena AD-Albena	1.00	4,273,126	57.0000	243,568,182.00
6AM	Alcomet AD-Shumen	1.00	17,952,959	13.6000	244,160,242.40
A4L	Allterco AD-Sofia	1.00	15,000,000	1.9000	28,500,000.00
6AR	Aroma AD-Sofia	1.00	15,491,829	1.7900	27,730,373.91
6AN	Asenova Krepost AD-Asenovgrad	3.00	2,546,011	10.5000	26,733,115.50
A00	BG Agro AD-Varna	1.00	40,357,440	1.9800	79,907,731.20
5BP	Billboard AD-Sofia	1.00	15,000,000	0.3000	4,500,000.00
40E	Bioiasis AD-Sofia	1.00	1,200,000	16.0800	19,296,000.00
BPT	Bulgarian Private Equity Fund AD-Sofia	1.00	3,325,006	1.0670	3,547,781.40
5BR	Bulgarian River Shipping AD-Ruse	1.00	35,708,674	0.6000	21,425,204.40
BSO	Bulgarian Stock Exchange-Sofia	1.00	6,582,860	5.9000	38,838,874.00
57B	Bulgartabac Holding AD-Sofia	1.00	7,367,222	20.0000	147,344,440.00
5BN	CB Bulgarian American Credit Bank AD-Sofia	1.00	24,691,313	7.4000	182,715,716.20
5CP	CB Texim Bank AD-Sofia	1.00	27,995,036	2.6800	75,026,696.48
C81	CBA Asset Management AD-Veliko Tarnovo	1.00	2,020,000	0.9750	1,969,500.00
3CZ	CEZ Distribution Bulgaria AD-Sofia	1.00	1,928,000	256.0000	493,568,000.00
1CZ	CEZ Electro Bulgaria AD-Sofia	10.00	5,000	22,400.0000	112,000,000.00
CODA	Concord Fund-7 South-East Europe	10.00	967,000	11.3000	10,927,100.00
5DOV	Doverie United Holding PLC-Sofia	1.00	18,736,099	1.6450	30,820,882.86
0EA	Elana Agrocredit AD-Sofia	1.00	36,629,925	1.1200	41,025,516.00
52E	Elhim Iskra AD-Pazardzhik	1.00	25,108,410	1.1000	27,619,251.00
57E	EMKA AD-Sevlievo	1.00	21,505,776	2.9000	62,366,750.40
5EO	Etropal AD-Etropole	1.00	5,000,000	5.0000	25,000,000.00
4EH	Eurohold Bulgaria AD-Sofia	1.00	197,525,600	1.5200	300,238,912.00
6A9	Favorit Hold AD-Sofia	1.00	2,356,923	2.0000	4,713,846.00
4F6	Fazerles AD-Silistra	1.00	515,000	22.0000	11,330,000.00
4F8	Formoplast AD-Kardzhali	1.00	3,798,905	5.5000	20,893,977.50
5FC	Futures Capital AD-Sofia	1.00	420,500	24.0000	10,092,000.00
GTH	Galata Investment Company AD-Varna	1.00	68,571,234	1.7500	119,999,659.50
58E	Himsnab Bulgaria AD-Sofia	1.00	2,494,631	43.0000	107,269,133.00
6N3	Holding Nov Vek AD-Sofia	1.00	4,110,469	14.7000	60,423,894.30
5V2	Holding Varna AD-Varna	1.00	5,235,900	35.6000	186,398,040.00
4HE	Hydraulic Elements and Systems AD-Yambol	1.00	18,193,752	5.2500	95,517,198.00
4HI	Hydroizomat AD-Sofia	1.00	2,989,440	1.2500	3,736,800.00
4I8	Industrial Capital Holding AD-Sofia	1.00	15,551,960	2.8200	43,856,527.20
4ID	Industrial Holding Bulgaria PLC-Sofia	1.00	107,400,643	0.9900	106,326,636.57
4IN	Investor.BG AD-Sofia	1.00	4,782,362	13.4000	64,083,650.80
4KU	Kauchuk AD-Sofia	1.00	942,091	24.6000	23,175,438.60
4L4	Lavena AD-Shumen	1.00	319,981	103.0000	32,958,043.00

# Capitalisation by Issues

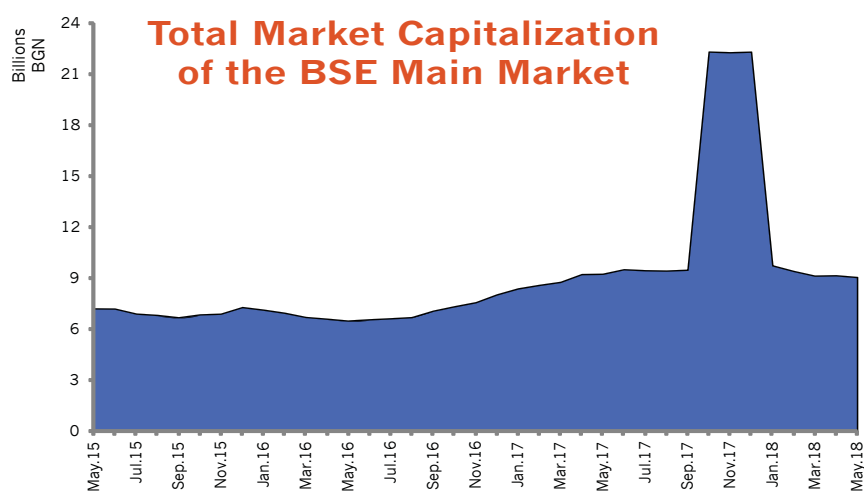
May  
2018

Issue	Issuer	Nominal (BGN)	Amount (Shares)	Closing price (BGN)	Capitalisation (BGN)
6L1	Lomsko Pivo AD-Lom	1.00	4,500,000	0.5700	2,565,000.00
5MR	Momina Krepost AD-Veliko Tarnovo	1.00	1,691,184	2.8000	4,735,315.20
5MH	M+S Hydraulic AD-Kazanlak	1.00	39,055,200	7.5550	295,062,036.00
178B	Neo London Capital PLC-Sofia	100.00	99,950	120.0000	11,994,000.00
3NB	Neochim AD-Dimitrovgrad	1.00	2,654,358	45.4000	120,507,853.20
5ODE	Odessos Shiprepair Yard AD-Varna	1.00	586,642	90.0000	52,797,780.00
401	Oil and Gas Exploration and Production AD-Sofia	1.00	12,228,062	6.9000	84,373,627.80
5PET	Petrol AD-Sofia	4.00	27,312,403	1.2000	32,774,883.60
OPH	Phoenix Capital Holding AD-Sofia	100.00	1,000	100.0000	100,000.00
RBL	Real Bulland JSC-Sofia	1.00	2,500,000	1.0000	2,500,000.00
RGL	Regala Invest AD-Varna	1.00	18,428,734	2.6000	47,914,708.40
6S4	Severcoop Gamza Holding AD-Sofia	2.00	2,673,899	3.1000	8,289,086.90
6S5	Sila Holding AD-Stara Zagora	1.00	36,852,997	2.1200	78,128,353.64
3JL	Slanchev Bryag AD-Slanchev Bryag	1.00	1,957,808	4.0000	7,831,232.00
6SOP	Sofia Commerce-Pawn Brokerage AD-Sofia	1.00	201,154	5.0500	1,015,827.70
6SOA	Sofia Commerce-Pawn Brokerage AD-Sofia	1.00	2,400,000	3.6000	8,640,000.00
OS8	Solarpro Holding AD-Sofia	1.00	46,763,461	0.7800	36,475,499.58
SO5	Sopharma Trading AD-Sofia	1.00	32,905,009	7.6000	250,078,068.40
SL9	Sparky Eltos AD-Lovech	1.00	39,985,608	0.1450	5,797,913.16
OSP	Speedy AD-Sofia	1.00	5,377,619	41.0000	220,482,379.00
3NJ	SS Konstantine And Elena Holding AD-Varna	1.00	2,309,561	22.4000	51,734,166.40
5SR	Stara Planina Hold AD-Sofia	1.00	21,000,000	7.9000	165,900,000.00
3MZ	Svilosa AD-Svishtov	1.00	31,754,944	4.2000	133,370,764.80
6S7	Synergon Holding AD-Sofia	1.00	18,358,849	1.1900	21,847,030.31
EHN	Synthetica AD-Sofia	1.00	3,000,000	42.0000	126,000,000.00
7TH	Tchaikapharma High Quality Medicines AD-Sofia	1.00	72,200,000	8.0500	581,210,000.00
T24	TK-Hold PLC-Sofia	1.00	8,539,384	1.5000	12,809,076.00
5T6	Todoroff AD-Sofia	1.00	3,400,000	0.2200	748,000.00
3TV	Toplivo AD-Sofia	1.00	5,416,829	3.9000	21,125,633.10
T57	Trace Group Hold AD-Sofia	1.00	24,200,000	3.8800	93,896,000.00
59X	Unipharm AD-Sofia	1.00	6,000,000	4.0000	24,000,000.00
4V5	Varna-Plod AD-Varna	1.00	52,709	398.0000	20,978,182.00
1VX	Velgraf Asset Management AD-Sofia	1.00	68,979,758	3.6600	252,465,914.28
4PX	Yuri Gagarin PLC-Plovdiv	1.00	1,003,904	33.6000	33,731,174.40
T43	Zarneni Hrani Bulgaria AD-Sofia	1.00	195,660,287	0.3500	68,481,100.45
3ZL	Zlatni Pyasatsi AD-Varna	1.00	6,493,577	2.3000	14,935,227.10



## Special Purpose Vehicles Segment

Issue	Issuer	Nominal (BGN)	Amount (Shares)	Closing price (BGN)	Capitalisation (BGN)
28R	Arco Real Estate Fund REIT-Sofia	1.00	650,000	1.0000	650,000.00
4IC	Intercapital Property Development REIT-Sofia	1.00	6,011,476	0.1100	661,262.36
4PY	Prime Property BG REIT-Sofia	1.00	35,706,593	0.6200	22,138,087.66
5AX	Aktiv Properties REIT-Plovdiv	9.00	2,192,011	4.7800	10,477,812.58
5BD	Bulland Investments REIT-Sofia	1.00	15,008,125	1.1000	16,508,937.50
5BU	Bulgarian Real Estate Fund REIT-Sofia	1.00	20,150,000	1.8600	37,479,000.00
5H4	Balkan and Sea Properties REIT-Varna	1.00	6,925,156	14.8000	102,492,308.80
6A6	Advance Terrafund REIT-Sofia	1.00	85,110,091	2.2000	187,242,200.20
6A7	Agroenergy Invest REIT-Sofia	1.00	27,961,916	1.0470	29,276,126.05
6AG	Agro Finance REIT-Plovdiv	1.00	32,219,708	4.0000	128,878,832.00
6BMA	Fund Estates REIT-Sofia	1.00	23,394,706	0.0430	1,005,972.36
6F3	FairPlay Properties REIT-Sofia	1.00	33,145,400	0.6550	21,710,237.00
6S6	Sopharma Properties REIT-Sofia	1.00	20,103,965	6.5000	130,675,772.50
E7P	Expat Beta REIT-Sofia	1.00	5,143,190	0.8950	4,603,155.05
GE5	Glenmoore Capital REIT-Varna	1.00	650,000		





# Trade by Issues

May  
2018

## Premium Equities Segment

Issue	Issuer	Trades	Volume (lots)	Turnover (BGN)	Trading currency	Weighted & Corrected Values			Closing price	As from
						Average price	Min. price	Max. price		
3JR	Sopharma AD-Sofia	203	176,402	742,988.78	BGN	4.2120	4.1134	4.2682	4.0900	31.05.2018
4CF	CB Central Cooperative Bank AD-Sofia	79	215,986	390,627.24	BGN	1.8090	1.7943	1.8533	1.7650	31.05.2018
4KX	Korado Bulgaria AD-Strazhitsa	50	6,315	49,252.30	BGN	7.7990	7.6568	7.8522	7.7000	31.05.2018
5F4	CB First Investment Bank AD-Sofia	112	54,157	208,288.52	BGN	3.8460	3.5108	4.1418	3.7700	31.05.2018
5MB	Monbat AD-Sofia	53	28,302	245,842.85	BGN	8.6860	8.5052	9.0000	8.6000	31.05.2018
6C4	Chimimport AD-Sofia	243	590,440	1,355,994.07	BGN	2.2970	2.2243	2.3498	2.2300	31.05.2018
SKK	Sirma Group Holding JSC-Sofia	151	193,285	180,012.88	BGN	0.9310	0.9004	0.9899	0.9000	31.05.2018

## Standard Equities Segment

Issue	Issuer	Trades	Volume (lots)	Turnover (BGN)	Trading currency	Weighted & Corrected Values			Closing price	As from
						Average price	Min. price	Max. price		
0EA	Elana Agrocredit AD-Sofia	56	126,992	141,737.13	BGN	1.1160	1.1100	1.1345	1.1200	31.05.2018
0SB	Solarpro Holding AD-Sofia	2	365,817	265,233.83	BGN	0.7250	0.7250	0.7800	0.7800	31.05.2018
0SP	Speedy AD-Sofia	10	2,814	112,620.00	BGN	40.0210	40.0000	41.0000	41.0000	25.05.2018
178B	Neo London Capital PLC-Sofia	1	3	360.00	BGN	120.0000	120.0000	120.0000	120.0000	10.05.2018
1CZ	CEZ Electro Bulgaria AD-Sofia	3	3	68,200.00	BGN	22,733.3330	22,600.0000	23,000.0000	22,400.0000	17.05.2018
1VX	Velgraf Asset Management AD-Sofia	1	100	366.00	BGN	3.6600	3.6600	3.6600	3.6600	25.05.2018
3CZ	CEZ Distribution Bulgaria AD-Sofia	5	13	3,344.00	BGN	257.2310	250.0000	262.0000	256.0000	22.05.2018
3JL	Slanchev Bryag AD-Slanchev Bryag	6	1,101	4,455.26	BGN	4.0470	4.0000	4.0636	4.0000	29.05.2018
3MZ	Svilosa AD-Svishtov	45	11,152	50,047.04	BGN	4.4880	4.2715	4.5492	4.2000	31.05.2018
3NB	Neochim AD-Dimitrovgrad	25	548	25,502.80	BGN	46.5380	45.4588	48.0000	45.4000	29.05.2018
3NJ	SS Konstantine And Elena Holding AD-Varna	8	17,010	380,080.00	BGN	22.3450	19.0000	22.4055	22.4000	29.05.2018
3TV	Toplivo AD-Sofia	5	589	2,150.40	BGN	3.6510	3.6000	3.9000	3.9000	25.05.2018
3ZL	Zlatni Pyasatsi AD-Varna	6	481	1,158.94	BGN	2.4090	2.3595	2.9600	2.3000	29.05.2018
4EH	Eurohold Bulgaria AD-Sofia	56	541,478	812,242.47	BGN	1.5000	1.4747	1.5200	1.5200	31.05.2018
4F6	Fazerles AD-Silistra	6	110	2,483.00	BGN	22.5730	22.0133	24.0000	22.0000	31.05.2018
4FB	Formoplast AD-Kardzhali	9	1,117	5,928.10	BGN	5.3070	5.3000	5.4039	5.5000	31.05.2018
4HE	Hydraulic Elements and Systems AD-Yambol	20	4,910	25,930.25	BGN	5.2810	5.2000	5.3545	5.2500	31.05.2018
4HI	Hydroizomat AD-Sofia	8	2,981	3,626.85	BGN	1.2170	1.2000	1.2500	1.2500	31.05.2018
4IS	Industrial Capital Holding AD-Sofia	13	3,270	9,445.42	BGN	2.8880	2.8200	3.0800	2.8200	31.05.2018
4ID	Industrial Holding Bulgaria PLC-Sofia	62	6,257,989	5,987,683.31	BGN	0.9570	0.9531	0.9900	0.9900	31.05.2018
4IN	Investor.BG AD-Sofia	5	89,660	1,180,752.00	BGN	13.1690	13.0000	13.4000	13.4000	31.05.2018
4KU	Kauchuk AD-Sofia	2	70	1,730.00	BGN	24.7140	24.6000	25.0000	24.6000	23.05.2018
4L4	Lavena AD-Shumen	35	1,013	107,924.00	BGN	106.5390	102.0000	110.5660	103.0000	29.05.2018
4O1	Oil and Gas Exploration and Production AD-Sofia	11	20,990	144,337.60	BGN	6.8760	6.6500	6.9000	6.9000	29.05.2018
4PX	Yuri Gagarin PLC-Plovdiv	4	154	4,568.00	BGN	29.6620	28.4000	33.6000	33.6000	30.05.2018
52E	Elhim Iskra AD-Pazardzhik	12	4,452	5,083.00	BGN	1.1420	1.1276	1.1650	1.1000	23.05.2018
57B	Bulgartabac Holding AD-Sofia	44	1,574	26,709.40	BGN	16.9690	16.0629	20.0000	20.0000	31.05.2018
57E	EMKA AD-Sevlievo	31	11,638	34,834.92	BGN	2.9930	2.9000	3.0237	2.9000	28.05.2018
58E	Himsnab Bulgaria AD-Sofia	2	23,820	1,000,460.00	BGN	42.0010	42.0000	43.0000	43.0000	31.05.2018
59X	Unipharm AD-Sofia	2	2	8.00	BGN	4.0000	4.0000	4.0000	4.0000	08.05.2018
5BN	CB Bulgarian American Credit Bank AD-Sofia	5	3,180	23,532.00	BGN	7.4000	7.4000	7.4000	7.4000	23.05.2018
5BP	Billboard AD-Sofia	7	6,000	1,856.00	BGN	0.3090	0.3000	0.3560	0.3000	17.05.2018
5BR	Bulgarian River Shipping AD-Ruse	24	119,579	75,474.98	BGN	0.6310	0.6098	0.6700	0.6000	31.05.2018
5CP	CB Texim Bank AD-Sofia	5	226,760	616,454.44	BGN	2.7190	2.5000	2.7400	2.6800	29.05.2018
5DOV	Doverie United Holding PLC-Sofia	36	10,423	17,834.82	BGN	1.7110	1.5768	1.8500	1.6450	31.05.2018
5EO	Etropal AD-Etropole	10	5,060	25,107.40	BGN	4.9620	4.9000	5.0000	5.0000	31.05.2018
5MH	M+S Hydraulic AD-Kazanlak	51	8,854	68,221.75	BGN	7.4160	7.2500	7.5550	7.8500	29.05.2018
5MR	Momina Krepost AD-Veliko Tarnovo	1	6	16.80	BGN	2.8000	2.8000	2.8000	2.8000	29.05.2018
5ODE	Odessos Shiprepair Yard AD-Varna	2	20	1,870.00	BGN	89.3450	86.0000	92.6890	90.0000	30.05.2018

# Trade by Issues

May  
2018

Issue	Issuer	Trades	Volume (lots)	Turnover (BGN)	Trading currency	Weighted & Corrected Values			Closing price	As from
						Average price	Min. price	Max. price		
5PET	Petrol AD-Sofia	13	1,109	1,206.23	BGN	1.0880	0.9393	1.1756	1.2000	30.05.2018
5SR	Stara Planina Hold AD-Sofia	56	24,487	183,380.15	BGN	7.4890	7.4000	7.7104	7.9000	31.05.2018
5V2	Holding Varna AD-Varna	27	17,144	632,345.60	BGN	36.8840	35.6000	37.8007	35.6000	31.05.2018
6A8	Advance Equity Holding AD-Sofia	2	29,800	10,399.20	BGN	0.3490	0.3480	0.3840	0.3480	09.05.2018
6A9	Favorit Hold AD-Sofia	3	75	150.00	BGN	2.0000	2.0000	2.0000	2.0000	31.05.2018
6AB	Albena AD-Albena	72	2,038	120,515.00	BGN	59.1340	57.1774	59.7685	57.0000	31.05.2018
6AM	Alcomet AD-Shumen	27	6,259	81,637.90	BGN	13.0430	13.0000	13.5608	13.6000	30.05.2018
6AN	Asenova Krepost AD-Asenovgrad	1	135	1,417.50	BGN	10.5000	10.5000	10.5000	10.5000	21.05.2018
6AR	Aroma AD-Sofia	5	143	253.19	BGN	1.7710	1.7438	1.7969	1.7900	25.05.2018
6L1	Lomsko Pivo AD-Lom	2	100	57.00	BGN	0.5700	0.5700	0.5700	0.5700	15.05.2018
6N3	Holding Nov Vek AD-Sofia	2	100	1,470.00	BGN	14.7000	14.7000	14.7000	14.7000	28.05.2018
6S4	Severcoop Gamza Holding AD-Sofia	7	150	473.00	BGN	3.1530	3.1300	3.1800	3.1000	21.05.2018
6S5	Sila Holding AD-Stara Zagora	3	94,820	201,018.40	BGN	2.1200	2.1200	2.1200	2.1200	29.05.2018
6S7	Synergon Holding AD-Sofia	11	2,600	2,983.64	BGN	1.1480	1.0800	1.2012	1.1900	22.05.2018
6SOA	Sofia Commerce-Pawn Brokerage AD-Sofia	34	7,833	28,115.08	BGN	3.5890	3.5300	3.6000	3.6000	31.05.2018
6SOP	Sofia Commerce-Pawn Brokerage AD-Sofia	11	2,418	11,987.50	BGN	4.9580	4.8160	5.0500	5.0500	25.05.2018
7TH	Tchaikapharma High Quality Medicines AD-Sofia	12	4,068	32,421.30	BGN	7.9130	7.5250	8.0500	8.0500	30.05.2018
A4L	Allterco AD-Sofia	21	14,720	29,332.12	BGN	1.9930	1.9000	2.1000	1.9000	31.05.2018
A72	Agria Group Holding AD-Varna	35	5,355	60,380.00	BGN	11.2750	11.0096	11.5000	11.6000	31.05.2018
A00	BG Agro AD-Varna	1	100	198.00	BGN	1.9800	1.9800	1.9800	1.9800	02.05.2018
BSO	Bulgarian Stock Exchange-Sofia	38	15,871	91,413.95	BGN	5.7600	5.5608	5.9000	5.9000	30.05.2018
C81	CBA Asset Management AD-Veliko Tarnovo	6	945	478.88	BGN	0.5070	0.0900	0.9750	0.9750	31.05.2018
CODA	Concord Fund-7 South-East Europe	1	30	339.00	BGN	11.3000	11.3000	11.3000	11.3000	21.05.2018
EHN	Synthetica AD-Sofia	8	1,100	46,200.00	BGN	42.0000	42.0000	42.0000	42.0000	31.05.2018
GTH	Galata Investment Company AD-Varna	1	350	612.50	BGN	1.7500	1.7500	1.7500	1.7500	03.05.2018
RGL	Regala Invest AD-Varna	9	23,500	51,893.50	BGN	2.2080	2.2000	2.6000	2.6000	31.05.2018
SL9	Sparky Eltos AD-Lovech	1	100	14.50	BGN	0.1450	0.1450	0.1450	0.1450	10.05.2018
SO5	Sopharma Trading AD-Sofia	67	8,554	67,146.95	BGN	7.8500	7.6000	8.0481	7.6000	31.05.2018
T24	TK-Hold PLC-Sofia	11	388	582.00	BGN	1.5000	1.5000	1.5000	1.5000	29.05.2018
T43	Zarneni Hrani Bulgaria AD-Sofia	40	436,443	152,365.26	BGN	0.3490	0.3372	0.3580	0.3500	31.05.2018
T57	Trace Group Hold AD-Sofia	59	19,319	78,448.02	BGN	4.0610	3.8851	4.4400	3.8800	31.05.2018

## Special Purpose Vehicles Segment

Issue	Issuer	Trades	Volume (lots)	Turnover (BGN)	Trading currency	Weighted & Corrected Values			Closing price	As from
						Average price	Min. price	Max. price		
4IC	Intercapital Property Development REIT-Sofia	1	100	11.00	BGN	0.1100	0.1100	0.1100	0.1100	16.05.2018
4PY	Prime Property BG REIT-Sofia	1	100	62.00	BGN	0.6200	0.6200	0.6200	0.6200	16.05.2018
5AX	Aktiv Properties REIT-Plovdiv	6	1,216	6,086.18	BGN	5.0050	4.7800	5.0735	4.7800	29.05.2018
5BD	Bulland Investments REIT-Sofia	3	750	800.50	BGN	1.0670	1.0100	1.1100	1.1000	31.05.2018
5BU	Bulgarian Real Estate Fund REIT-Sofia	103	141,778	265,162.34	BGN	1.8700	1.8575	1.8899	1.8600	31.05.2018
5H4	Balkan and Sea Properties REIT-Varna	2	45	661.00	BGN	14.6890	14.6000	14.8000	14.8000	28.05.2018
6A6	Advance Terrafund REIT-Sofia	168	151,455	333,211.88	BGN	2.2000	2.1921	2.2169	2.2000	31.05.2018
6AG	Agro Finance REIT-Plovdiv	1	55	220.00	BGN	4.0000	4.0000	4.0000	4.0000	09.05.2018
6BMA	Fund Estates REIT-Sofia	12	162,000	6,680.50	BGN	0.0410	0.0400	0.0438	0.0430	31.05.2018
6F3	FairPlay Properties REIT-Sofia	8	7,690	5,397.90	BGN	0.7020	0.6550	0.7850	0.6550	31.05.2018
6S6	Sopharma Properties REIT-Sofia	7	21,131	140,054.30	BGN	6.6280	6.5000	6.7000	6.5000	31.05.2018
E7P	Expat Beta REIT-Sofia	0	3,965	3,505.48	BGN	0.8840	0.8094	0.9000	0.8950	17.05.2018

## Bonds Segment

Issue	Issuer	Trades	Volume (lots)	Turnover (BGN)	Trading currency	Clean Prices (% of nominal)				As from
						Average price	Min. price	Max. price	Closing price	
0Z4A	Zenith Investment Holding AD-Sofia	1	250	505,923.72	EUR	102.5000	102.5000	102.5000	102.5000	31.05.2018
4CFB	CB Central Cooperative Bank AD-Sofia	2	105	212,966.82	EUR	102.0100	102.0000	102.1500	102.0000	29.05.2018
8AVA	Asterion Bulgaria AD-Sofia	2	6	7,935.38	EUR	100.0000	100.0000	100.0000	100.0000	08.05.2018
8AVB	Avto Union AD-Sofia	1	35	35,651.56	BGN	100.0000	100.0000	100.0000	100.0000	08.05.2018
9M7C	Web Finance Holding AD-Sofia	1	5	10,151.43	EUR	103.5000	103.5000	103.5000	103.5000	28.05.2018
9RTD	HypoCredit AD-Sofia	2	23	16,551.62	EUR	50.0000	50.0000	50.0000	50.0000	25.05.2018
9RTE	HypoCredit AD-Sofia	2	130	85,665.70	EUR	50.1300	50.1250	50.1250	50.0000	08.05.2018
BOHB	BGI Group AD-Sofia	1	59	60,513.00	BGN	100.0000	100.0000	100.0000	100.0000	03.05.2018
E8DA	Eurolease Group EAD-Sofia	5	738	748,116.44	BGN	100.0000	100.0000	100.0000	100.0000	14.05.2018
S2SH	Starcom Holding AD-Etropole	1	2	2,007.48	BGN	100.0000	100.0000	100.0000	100.0000	16.05.2018

# Trade by Issues

May  
2018

## Compensatory Instruments Segment

Issue	Issuer	Trades	Volume (lots)	Turnover (BGN)	Trading currency	Weighted Values			Closing price	As from
						Average price	Min. price	Max. price		
BLKB	Housing compensation notes under the CONP Act	5	18,900	5,736.30	BGN	0.3040	0.2900	0.3292	0.2900	29.05.2018
BLKC	Registered compensation vouchers under the OUFL Act and RLFLFF Act	127	379,665	296,010.41	BGN	0.7800	0.7370	0.7991	0.7900	31.05.2018
BLKD	Compensation notes under the CONP Act	55	306,286	95,815.84	BGN	0.3130	0.2988	0.3394	0.2980	31.05.2018

## Exchange Traded Products Segment

Issue	Issuer	Trades	Volume (lots)	Turnover (BGN)	Trading currency	Weighted Values			Closing price	As from
						Average price	Min. price	Max. price		
6F3N	FairPlay Properties REIT-Sofia	1	260,000	260.00	BGN	0.0010	0.0010	0.0010	0.0010	18.05.2018
BGX	Expat Bulgaria SOFIX UCITS ETF	14	27,467	32,120.52	BGN	1.1690	1.1520	1.1800	1.1700	28.05.2018
CZX	Expat Czech PX UCITS ETF	1	4,775	9,572.56	EUR	1.0250	1.0250	1.0250	1.0250	10.05.2018
ECDC	Expat Croatia CROBEX UCITS ETF	1	3,000	5,720.80	EUR	0.9750	0.9750	0.9750	0.9750	10.05.2018
ESNB	Expat Serbia BELEX15 UCITS ETF	1	3,000	5,926.16	EUR	1.0100	1.0100	1.0100	1.0100	10.05.2018
GRX	Expat Greece ASE UCITS ETF	3	5,290	10,221.75	EUR	0.9880	0.9240	1.0000	0.9240	28.05.2018
HUBE	Expat Hungary BUX UCITS ETF	1	3,000	5,632.79	EUR	0.9600	0.9600	0.9600	0.9600	10.05.2018
MKK1	Expat Macedonia MBI10 UCITS ETF	1	3,000	5,984.84	EUR	1.0200	1.0200	1.0200	1.0200	10.05.2018
PLX	Expat Poland WIG20 UCITS ETF	3	4,640	8,129.78	EUR	0.8960	0.8700	0.9010	0.8990	18.05.2018
ROX	Expat Romania BET UCITS ETF	2	4,280	8,440.11	EUR	1.0080	0.9800	1.0120	0.9800	30.05.2018
SK9A	Expat Slovakia SAX UCITS ETF	1	3,000	5,779.48	EUR	0.9850	0.9850	0.9850	0.9850	10.05.2018
SLQX	Expat Slovenia SBI TOP UCITS ETF	1	3,000	5,990.71	EUR	1.0210	1.0210	1.0210	1.0210	10.05.2018

## Subscription Rights Segment

Issue	Issuer	Trades	Volume (lots)	Turnover (BGN)	Trading currency	Weighted Values			Closing price	As from
						Average price	Min. price	Max. price		
5CQY	Capital Management SPV-Sofia	5	693,608	693.61	BGN	0.0010	0.0010	0.0010	0.0010	03.05.2018

**Government Securities Segment (No trades in the reported period)**

**IPO Segment (No trades in the reported period)**

**Privatisation Segment (No trades in the reported period)**

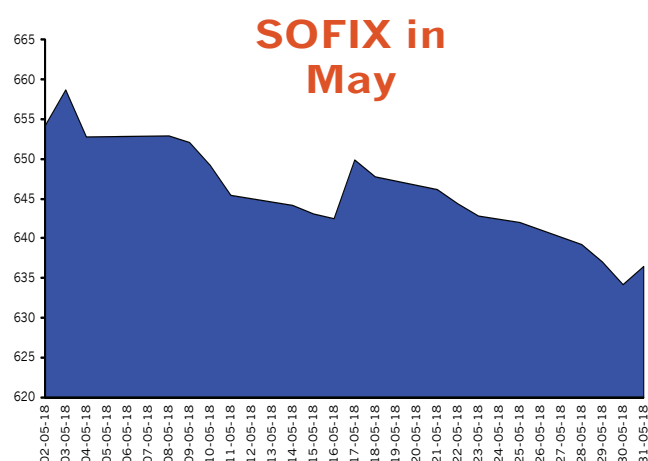
### Total trading statistics on a regulated market with indices components

Index	Volume Traded		Value Traded		Trades	
	Total volume (lots)	% of total volume	Total turnover (BGN)	% of total turnover	All trades #	% of all trades
SOFIX	8,424,683	81.42%	11,554,577.92	67.72%	1,480	59.11%
BGBX 40	9,150,331	88.43%	12,887,838.12	75.53%	2,192	87.54%
BG REIT	316,728	3.06%	1,657,815.72	9.72%	281	11.22%
BG TR30	8,869,906	85.72%	13,772,234.10	80.71%	1,886	75.32%
CGIX *	6,724,392	64.99%	7,702,316.27	45.14%	526	21.01%

### Market capitalisation of indices components

Index	Total (BGN)	% of total capitalization
SOFIX	3,440,846,225.77	37.86%
BGBX 40	6,207,283,503.61	68.29%
BG REIT	450,173,392.80	4.95%
BG TR30	5,634,957,943.24	61.99%
CGIX *	1,476,386,241.10	16.24%

\* CGIX is an index of the National Corporate Governance Commission, which is just computed and promoted by BSE-Sofia as from September 19, 2011.

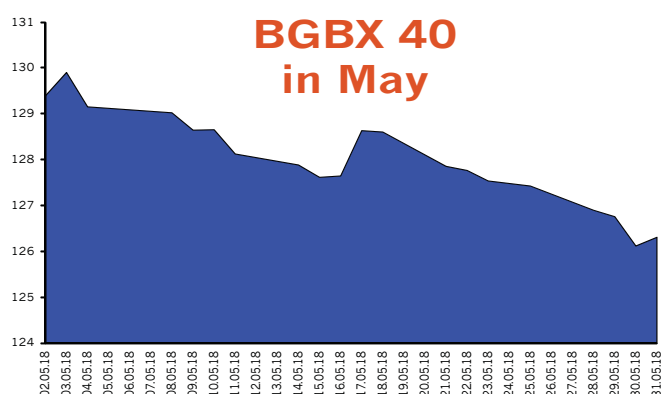


### SOFIX Components

Issuer	Min. price	Max. price	Volume (lots)	Trades	Turnover (BGN)
Advance Terrafund REIT-Sofia	2.1900	2.2200	151,455	168	333,211.88
Albena AD-Albena	57.0000	60.0000	2,038	72	120,515.00
Doverie United Holding PLC-Sofia	1.5650	1.8500	10,423	36	17,834.82
Eurohold Bulgaria AD-Sofia	1.4650	1.5200	541,478	56	812,242.47
Industrial Holding Bulgaria PLC-Sofia	0.9500	0.9900	6,257,989	62	5,987,683.31
Monbat AD-Sofia	8.5000	9.0000	28,302	53	245,842.85
Sirma Group Holding JSC-Sofia	0.9000	0.9980	193,285	151	180,012.88
Sopharma AD-Sofia	4.0900	4.2800	176,402	203	742,988.78
Stara Planina Hold AD-Sofia	7.3500	7.9000	24,487	56	183,380.15
CB First Investment Bank AD-Sofia	3.5000	4.2500	54,157	112	208,288.52
CB Central Cooperative Bank AD-Sofia	1.7600	1.8600	215,986	79	390,627.24
Trace Group Hold AD-Sofia	3.8600	4.5000	19,319	59	78,448.02
Bulgarian Real Estate Fund REIT-Sofia	1.8500	1.9000	141,778	103	265,162.34
Chimimport AD-Sofia	2.2000	2.3800	590,440	243	1,355,994.07
Holding Varna AD-Varna	35.6000	38.0000	17,144	27	632,345.60

## BGBX 40 Components

Issuer	Min. price	Max. price	Volume (lots)	Trades	Turnover (BGN)
Agria Group Holding AD-Varna	11.0000	11.6000	5,355	35	60,380.00
Advance Terrafund REIT-Sofia	2.1900	2.2200	151,455	168	333,211.88
Aktiv Properties REIT-Plovdiv	4.7800	5.1500	1,216	6	6,086.18
Albena AD-Albena	57.0000	60.0000	2,038	72	120,515.00
Alcomet AD-Shumen	13.0000	13.6000	6,259	27	81,637.90
Allterco AD-Sofia	1.9000	2.1000	14,720	21	29,332.12
Billboard AD-Sofia	0.3000	0.3560	6,000	7	1,856.00
Bulgartabac Holding AD-Sofia	16.0000	20.4000	1,574	44	26,709.40
Bulgarian Stock Exchange-Sofia	5.5500	5.9500	15,871	38	91,413.95
Doverie United Holding PLC-Sofia	1.5650	1.8500	10,423	36	17,834.82
Eurohold Bulgaria AD-Sofia	1.4650	1.5200	541,478	56	812,242.47
Elana Agrocredit AD-Sofia	1.1100	1.1400	126,992	56	141,737.13
EMKA AD-Sevlievo	2.9000	3.0400	11,638	31	34,834.92
Zarneni Hrani Bulgaria AD-Sofia	0.3300	0.3580	436,443	40	152,365.26
Industrial Capital Holding AD-Sofia	2.8200	3.0800	3,270	13	9,445.42
Industrial Holding Bulgaria PLC-Sofia	0.9500	0.9900	6,257,989	62	5,987,683.31
Korado Bulgaria AD-Strazhitsa	7.6000	7.9000	6,315	50	49,252.30
Monbat AD-Sofia	8.5000	9.0000	28,302	53	245,842.85
M+S Hydraulic AD-Kazanlak	7.5000	7.8500	8,854	51	68,221.75
Neochim AD-Dimitrograd	45.4000	48.0000	548	25	25,502.80
Oil and Gas Exploration and Production AD-Sofia	6.5000	7.0000	20,990	11	144,337.60
Svilosa AD-Svishtov	4.2000	4.6000	11,152	45	50,047.04
Severcoop Gamza Holding AD-Sofia	3.1000	3.2000	150	7	473.00
Synergon Holding AD-Sofia	1.0800	1.2100	2,600	11	2,983.64
Sirma Group Holding JSC-Sofia	0.9000	0.9980	193,285	151	180,012.88
Sopharma AD-Sofia	4.0900	4.2800	176,402	203	742,988.78
Sopharma Properties REIT-Sofia	6.5000	6.7000	21,131	79	140,054.30
Sopharma Trading AD-Sofia	7.6000	8.0500	8,554	67	67,146.95
Speedy AD-Sofia	40.0000	41.0000	2,814	10	112,620.00
Stara Planina Hold AD-Sofia	7.3500	7.9000	24,487	56	183,380.15
CB First Investment Bank AD-Sofia	3.5000	4.2500	54,157	112	208,288.52
CB Central Cooperative Bank AD-Sofia	1.7600	1.8600	215,986	79	390,627.24
Toplivo AD-Sofia	3.6000	3.9000	589	5	2,150.40
Trace Group Hold AD-Sofia	3.8600	4.5000	19,319	59	78,448.02
FairPlay Properties REIT-Sofia	0.6550	0.7850	7,690	8	5,397.90
Bulgarian Real Estate Fund REIT-Sofia	1.8500	1.9000	141,778	103	265,162.34
Hydraulic Elements and Systems AD-Yambol	5.2000	5.4000	4,910	20	25,930.25
Chimimport AD-Sofia	2.2000	2.3800	590,440	243	1,355,994.07
Holding Varna AD-Varna	35.6000	38.0000	17,144	27	632,345.60
CEZ Distribution Bulgaria AD-Sofia	250.0000	262.0000	13	5	3,344.00

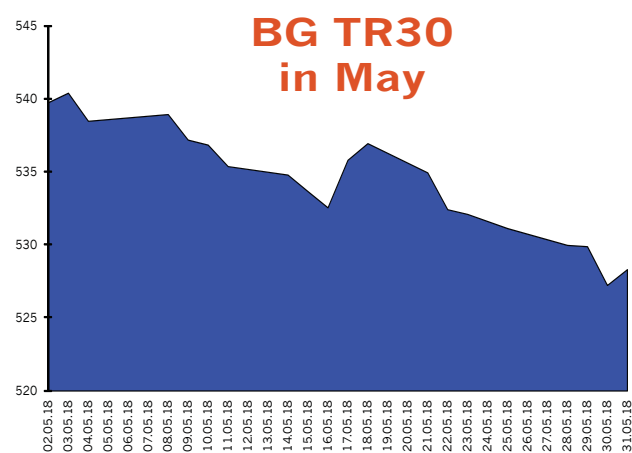
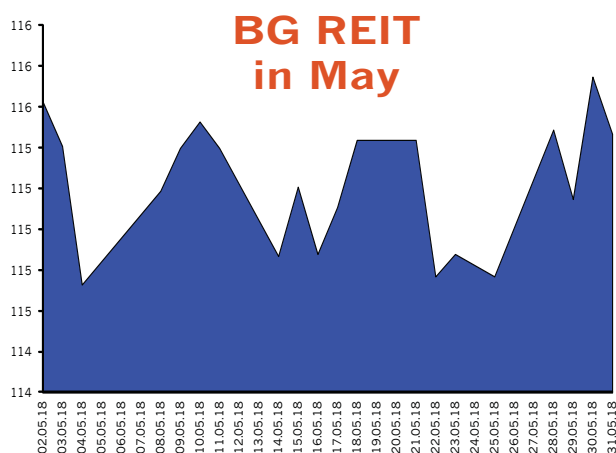


## BG REIT Components

Issuer	Min. price	Max. price	Volume (lots)	Trades	Turnover (BGN)
Advance Terrafund REIT-Sofia	2.1900	2.2200	151,455	168	333,211.88
Balkan and Sea Properties REIT-Varna	14.6000	14.8000	45	2	661.00
Bulland Investments REIT-Sofia	1.0100	1.1100	750	3	800.50
Roi Property Fund REIT-Sofia	4.0000	4.0000	100	1	400.00
Super Borovets Property Fund REIT-Varna	1.8500	1.9000	300	2	560.00
Bulgarian Real Estate Fund REIT-Sofia	1.8500	1.9000	141,778	103	265,162.34
CCB Real Estate Fund REIT-Sofia	47.4000	47.4000	22,300	2	1,057,020.00

## BG TR30 Components

Issuer	Min. price	Max. price	Volume (lots)	Trades	Turnover (BGN)
Advance Terrafund REIT-Sofia	2.1900	2.2200	151,455	168	333,211.88
Albena AD-Albena	57.0000	60.0000	2,038	72	120,515.00
Balkan and Sea Properties REIT-Varna	14.6000	14.8000	45	2	661.00
Bulgarian Stock Exchange-Sofia	5.5500	5.9500	15,871	38	91,413.95
Velgraf Asset Management AD-Sofia	3.6600	3.6600	100	1	366.00
Doverie United Holding PLC-Sofia	1.5650	1.8500	10,423	36	17,834.82
Eurohold Bulgaria AD-Sofia	1.4650	1.5200	541,478	56	812,242.47
Elana Agrocredit AD-Sofia	1.1100	1.1400	126,992	56	141,737.13
Galata Investment Company AD-Varna	1.7500	1.7500	350	1	612.50
Industrial Capital Holding AD-Sofia	2.8200	3.0800	3,270	13	9,445.42
Industrial Holding Bulgaria PLC-Sofia	0.9500	0.9900	6,257,989	62	5,987,683.31
Korado Bulgaria AD-Strazhitsa	7.6000	7.9000	6,315	50	49,252.30
M+S Hydraulic AD-Kazanlak	7.5000	7.8500	8,854	51	68,221.75
Monbat AD-Sofia	8.5000	9.0000	28,302	53	245,842.85
Neochim AD-Dimitrovgrad	45.4000	48.0000	548	25	25,502.80
Synergon Holding AD-Sofia	1.0800	1.2100	2,600	11	2,983.64
Sirma Group Holding JSC-Sofia	0.9000	0.9980	193,285	151	180,012.88
Sopharma AD-Sofia	4.0900	4.2800	176,402	203	742,988.78
Sopharma Properties REIT-Sofia	6.5000	6.7000	21,131	79	140,054.30
Sopharma Trading AD-Sofia	7.6000	8.0500	8,554	67	67,146.95
Stara Planina Hold AD-Sofia	7.3500	7.9000	24,487	56	183,380.15
CB First Investment Bank AD-Sofia	3.5000	4.2500	54,157	112	208,288.52
CB Texim Bank AD-Sofia	2.5000	2.7400	226,760	5	616,454.44
CB Central Cooperative Bank AD-Sofia	1.7600	1.8600	215,986	79	390,627.24
Trace Group Hold AD-Sofia	3.8600	4.5000	19,319	59	78,448.02
Bulgarian Real Estate Fund REIT-Sofia	1.8500	1.9000	141,778	103	265,162.34
Chimimport AD-Sofia	2.2000	2.3800	590,440	243	1,355,994.07
Himsnab Bulgaria AD-Sofia	42.0000	43.0000	23,820	2	1,000,460.00
Holding Varna AD-Varna	35.6000	38.0000	17,144	27	632,345.60
CEZ Distribution Bulgaria AD-Sofia	250.0000	262.0000	13	5	3,344.00

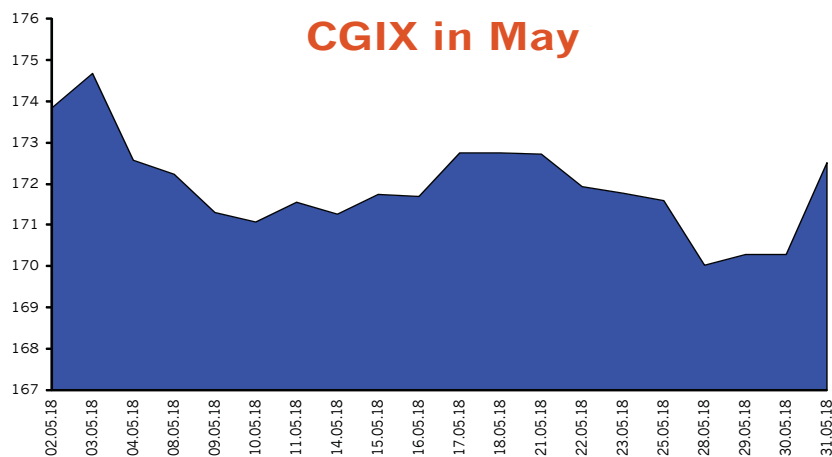




## Corporate Governance Index CGIX

### CGIX Components

Issuer	Min. price	Max. price	Volume (lots)	Trades	Turnover (BGN)
Agria Group Holding AD-Varna	11.0000	11.6000	5,355	35	60,380.00
Bulgarian Stock Exchange-Sofia	5.5500	5.9500	15,871	38	91,413.95
Industrial Holding Bulgaria PLC-Sofia	0.9500	0.9900	6,257,989	62	5,987,683.31
Monbat AD-Sofia	8.5000	9.0000	28,302	53	245,842.85
Sopharma AD-Sofia	4.0900	4.2800	176,402	203	742,988.78
Stara Planina Hold AD-Sofia	7.3500	7.9000	24,487	56	183,380.15
CB Central Cooperative Bank AD-Sofia	1.7600	1.8600	215,986	79	390,627.24



CGIX is the index of the companies enjoying good corporate governance as selected by the National Corporate Governance Commission.

The starting date of calculation of the CGIX is September 19, 2011.

CGIX is an index of the National Corporate Governance Commission but is currently computed and promoted by BSE-Sofia.

The Rules on calculating the Corporate Governance Index (CGIX) are available in Bulgarian at [http://download.bse-sofia.bg/others/CGIX\\_Index\\_Rules\\_BG.pdf](http://download.bse-sofia.bg/others/CGIX_Index_Rules_BG.pdf)

## Premium Equities Segment\* (based on non-consolidated reports\*\*)

Issue	Issuer	P / E	P / S	P / B	P / EBIT	ROA	EBIT / Total Asts.	ROE	EBIT / Equity	Current Ratio	Debt / Equity	Assets Turnover
4CF	CB Central Cooperative Bank AD-Sofia	5.26	1.10	0.44		0.01		0.09				0.04
5F4	CB First Investment Bank AD-Sofia	4.72	1.06	0.49		0.01		0.10				0.05
6C4	Chimimport AD-Sofia	12.81	223.34	0.43		0.03		0.03		4.34	0.11	0.04
4KX	Korado Bulgaria AD-Strazhitsa	16.62	2.13	4.68		0.20	0.24	0.28	0.34	3.18	0.20	1.52
5MB	Monbat AD-Sofia	63.41	0.98	2.08	25.02	0.02	0.05	0.03	0.08	2.17	0.86	1.21
SKK	Sirma Group Holding JSC-Sofia	29.43	8.81	0.77	20.97	0.02	0.03	0.03	0.04	3.35	0.14	0.08
3JR	Sopharma AD-Sofia	12.52	2.40	1.06	9.84	0.07	0.09	0.09	0.11	2.37	0.15	0.37

## Premium Equities Segment\* (based on consolidated reports\*\*)

Issue	Issuer	P / E	P / S	P / B	P / EBIT	ROA	EBIT / Total Asts.	ROE	EBIT / Equity	Current Ratio	Debt / Equity	Assets Turnover
4CF	CB Central Cooperative Bank AD-Sofia	5.45	0.98	0.46		0.01		0.09				0.04
5F4	CB First Investment Bank AD-Sofia	4.50	1.02	0.44		0.01		0.10				0.05
6C4	Chimimport AD-Sofia	7.27	1.24	0.38		0.01		0.05		1.24	1.98	1.19
4KX	Korado Bulgaria AD-Strazhitsa											
5MB	Monbat AD-Sofia	13.88	1.07	1.46	7.83	0.06	0.11	0.11	0.20	1.79	0.76	0.81
SKK	Sirma Group Holding JSC-Sofia	11.76	0.99	0.66	3.62	0.04	0.12	0.06	0.18	1.38	0.17	0.42
3JR	Sopharma AD-Sofia	14.86	0.49	1.07	6.43	0.04	0.09	0.07	0.17	1.32	0.54	1.15

## Standard Equities Segment\* (based on non-consolidated reports\*\*)

Issue	Issuer	P / E	P / S	P / B	P / EBIT	ROA	EBIT / Total Asts.	ROE	EBIT / Equity	Current Ratio	Debt / Equity	Assets Turnover
6A8	Advance Equity Holding AD-Sofia	5.39	3.23	0.36	16.10	0.06	0.02	0.07	0.02	3.80	0.23	0.14
A72	Agria Group Holding AD-Varna	16.24	139.44	1.59		0.04		0.10		0.76	1.12	0.07
6AB	Albena AD-Albena	41.17	2.66	0.53	12.93	0.01	0.03	0.01	0.04	0.33	0.13	0.16
6AM	Alcomet AD-Shumen	15.62	0.66	1.38	7.57	0.06	0.12	0.09	0.19	1.65	0.57	1.33
A4L	Allterco AD-Sofia	52.68	42.66	1.64		0.03		0.03		0.70	0.23	0.03
6AR	Aroma AD-Sofia	17.07	0.91	1.00	7.43	0.04	0.10	0.06	0.14	2.62	0.10	0.81
6AN	Asenova Krepost AD-Asenovgrad	126.10	0.80	1.11	16.58		0.03	0.01	0.07	1.63	0.58	0.68
A00	BG Agro AD-Varna	5,707.70	210.84	1.45						131.86		0.01
5BP	Billboard AD-Sofia	14.66	0.56	0.21	2.67	0.01	0.06	0.01	0.08	2.86	0.29	0.26
40E	Bioiasis AD-Sofia					0.05	0.07	0.06	0.08	8.89		0.24
BPT	Bulgarian Private Equity Fund AD-Sofia			1.24						797.50		
5BR	Bulgarian River Shipping AD-Ruse	24.38	1.73	0.30		0.01		0.01		0.75	0.02	0.14
BSO	Bulgarian Stock Exchange-Sofia	52.06	17.70	3.61	446.42	0.07	0.01	0.07	0.01	4.07	0.01	0.20
57B	Bulgartabac Holding AD-Sofia	8.32	2.28	1.92	10.59	0.12	0.09	0.17	0.13	1.37	0.01	0.42
5BN	CB Bulgarian American Credit Bank AD-Sofia	21.09	4.83	1.05		0.01		0.05				0.03
5CP	CB Texim Bank AD-Sofia	77.67	5.10	2.08				0.03				0.07
C81	CBA Asset Management AD-Veliko Tarnovo	0.90	0.38	0.81	0.67	0.18	0.25	6.70	8.94	0.37	2.97	0.43
3CZ	CEZ Distribution Bulgaria AD-Sofia	17.85	1.19	0.81	5.07	0.03	0.11			0.88	0.21	0.48
1CZ	CEZ Electro Bulgaria AD-Sofia	2.81	0.11	0.87		0.14	0.15	0.34	0.38	1.92	0.08	3.63
6EG	Dietsmann Energoremont Holding AD-Sofia						0.05		0.19	0.78	1.16	1.08
5DOV	Doverie United Holding PLC-Sofia		149.96	0.86						26.78	0.80	0.02
0EA	Elana Agrocredit AD-Sofia	14.42	45.02	2.03		0.04		0.09		2.59	1.59	0.01
52E	Elhim Iskra AD-Pazardzhik	674.10	0.79	0.89			0.05		0.06	10.38	0.02	1.03
57E	EMKA AD-Sevlievo	19.35	0.61	1.61	9.45	0.07	0.15	0.09	0.18	5.88	0.03	2.34
5EO	Etropal AD-Etropole	766.50	3.18	4.57	25.87		0.08	0.01	0.18	1.14	0.65	0.65
4EH	Eurohold Bulgaria AD-Sofia		877.68	0.90						0.34	0.73	0.01

\* Ratios are calculated on the base of the last weighted-average price as of the end of the month

\*\* Financial reports data (ttm)

Methodology for Calculation of Financial Ratios is available at [http://download.bse-sofia.bg/pdf/methodology\\_en.pdf](http://download.bse-sofia.bg/pdf/methodology_en.pdf)

# Financial Ratios

May  
2018

Issue	Issuer	P / E	P / S	P / B	P / EBIT	ROA	EBIT / Total Asts.	ROE	EBIT / Equity	Current Ratio	Debt / Equity	Assets Turnover
6A9	Favorit Hold AD-Sofia		214.27	0.48						0.12	0.02	
4F6	Fazerles AD-Silistra		1.02	0.52			0.04		0.04	15.71	0.02	0.47
4F8	Formoplast AD-Kardzhali		13.93	7.68						1.77		0.21
5FC	Futures Capital AD-Sofia			23.47						6.24	23.05	
GTH	Galata Investment Company AD-Varna	329.67	863.31	1.57						2.23		
58E	Himsnab Bulgaria AD-Sofia	39.83	27.73	1.29	65.25	0.03	0.02	0.03	0.02	2.59		0.04
6N3	Holding Nov Vek AD-Sofia	67.14	3,021.19	1.87		0.01		0.03		0.89	2.23	0.05
5V2	Holding Varna AD-Varna	79.48	148.75	1.24	307.38	0.01		0.02		2.11	0.45	0.03
4HE	Hydraulic Elements and Systems AD-Yambol	21.31	1.73	2.86		0.11	0.19	0.14	0.24	2.30		1.33
4HI	Hydroizomat AD-Sofia	23.36	4.25	0.73		0.03		0.03		3.29	0.02	0.14
4I8	Industrial Capital Holding AD-Sofia	23.44	8,771.31	1.85		0.08		0.08		16.82		0.11
4ID	Industrial Holding Bulgaria PLC-Sofia	3.83	15,260.65	0.37		0.08		0.10		0.09	0.25	0.09
4IN	Investor.BG AD-Sofia		5.44	1.60						4.21		0.27
4KU	Kauchuk AD-Sofia	26.04	0.88	0.89	14.59	0.03	0.05	0.03	0.06	5.30		0.84
4L4	Lavena AD-Shumen	20.44	1.73	2.34	10.19	0.06	0.12	0.13	0.26	3.16	0.52	0.70
6L1	Lomsko Pivo AD-Lom	855.00	0.31	0.33			0.05		0.10	0.80	0.39	0.53
5MR	Momina Krepost AD-Veliko Tarnovo		1.79	0.99						4.73	0.02	0.48
5MH	M+S Hydraulic AD-Kazanlak	21.07	2.77	4.20	12.96	0.17	0.27	0.21	0.34	3.61		1.29
178B	Neo London Capital PLC-Sofia	4.71	159.92	0.96		0.22		0.23		250.20		0.01
3NB	Neochim AD-Dimitrovgrad	25.11	0.53	1.01	6.40	0.03	0.12	0.04	0.16	2.37	0.17	1.45
5ODE	Odessos Shiprepair Yard AD-Varna	22.87	1.66	0.81	10.77	0.03	0.07	0.04	0.08	2.52		0.45
4O1	Oil and Gas Exploration and Production AD-Sofia	27.65	3.73	0.88	10.76	0.02	0.06	0.03	0.08	2.60	0.04	0.18
5PET	Petrol AD-Sofia	18.99	0.16	1.43	24.63	0.04	0.03	0.20	0.16	1.65	1.76	4.73
OPH	Phoenix Capital Holding AD-Sofia					0.10		3.18		1.32	86.28	
RBL	Real Bulland JSC-Sofia		56.82	1.07						209.86		0.02
RGL	Regala Invest AD-Varna	1,707.37	123.21	2.03			0.01		0.01	0.06	0.12	0.01
6S4	Severcoop Gamza Holding AD-Sofia	20.56	220.24	0.80		0.03		0.04		1.32		0.07
6S5	Sila Holding AD-Stara Zagora	10,035.87		1.64						4.15	0.52	0.05
3JL	Slanchev Bryag AD-Slanchev Bryag		2.63	0.18	11.65		0.01		0.02	0.67	0.02	0.06
6SOA	Sofia Commerce-Pawn Brokerage AD-Sofia	8.61	1.47	0.82	7.47	0.09	0.10	0.09	0.11	21.79	0.02	0.51
OS8	Solarpro Holding AD-Sofia	69.08	4.01	0.73	120.78	0.01	0.01	0.01	0.01	2.10	0.02	0.16
SO5	Sopharma Trading AD-Sofia	18.75	0.36	3.18	13.95	0.04	0.06	0.18	0.25	1.12	1.94	2.15
SL9	Sparky Eltos AD-Lovech		0.21	0.18						1.13	2.50	0.20
OSP	Speedy AD-Sofia	22.88	2.00	4.27	11.55	0.11	0.22	0.20	0.40	1.20	0.39	1.29
3NJ	SS Konstantine And Elena Holding AD-Varna	5.06	3.63	1.14	6.20	0.16	0.13	0.26	0.21	0.63	0.13	0.22
5SR	Stara Planina Hold AD-Sofia	29.17	2,075.88	4.26		0.13		0.15		3.47		0.16
3MZ	Svilosa AD-Svishtov		110.73	2.80						5.48		0.02
6S7	Synergion Holding AD-Sofia	9.27	35.72	0.15		0.02		0.02		7.27	0.06	0.13
EHN	Synthetica AD-Sofia	51.22	3,937.50	7.54		0.11		0.16		3.81	0.42	
7TH	Tchaikapharma High Quality Medicines AD-Sofia	56.29	14.82	6.07		0.10	0.14	0.12	0.17	4.76	0.13	0.36
T24	TK-Hold PLC-Sofia	12.13	12,801.60	0.72		0.03		0.06		1.20		0.05
5T6	Todoroff AD-Sofia		0.48	3.86						0.39	9.01	0.39
3TV	Toplivo AD-Sofia		0.14	0.19	115.30					2.06	0.42	0.89
T57	Trace Group Hold AD-Sofia	16.43	0.54	0.93	37.52	0.03	0.01	0.06	0.03	1.37	0.17	0.96
59X	Unipharm AD-Sofia	12.01	1.17	1.26		0.09	0.18	0.11	0.21	4.77	0.03	0.97
4V5	Varna-Plod AD-Varna	11.40	8.27	0.85	15.95	0.07	0.05	0.08	0.06	47.04		0.10
1VX	Velgraf Asset Management AD-Sofia	155.27	25.94	2.21	37.17	0.01	0.04	0.02	0.07	1.31	0.34	0.05
4PX	Yuri Gagarin PLC-Plovdiv	5.90	0.27	0.41	2.39	0.05	0.12	0.07	0.18	2.04	0.17	1.08
T43	Zarneni Hrani Bulgaria AD-Sofia	13.04	55.23	0.25		0.02		0.02		3.02	0.02	
3ZL	Zlatni Pyasatsi AD-Varna		1.30	0.15	69.98					8.59	0.01	0.11

\* Ratios are calculated on the base of the last weighted-average price as of the end of the month

\*\* Financial reports data (ttm)

Methodology for Calculation of Financial Ratios is available at [http://download.bse-sofia.bg/pdf/methodology\\_en.pdf](http://download.bse-sofia.bg/pdf/methodology_en.pdf)

# Financial Ratios

May  
2018

## Standard Equities Segment\* (based on consolidated reports\*\*)

Issue	Issuer	P / E	P / S	P / B	P / EBIT	ROA	EBIT / Total Asts.	ROE	EBIT / Equity	Current Ratio	Debt / Equity	Assets Turnover
6A8	Advance Equity Holding AD-Sofia	5.57	0.87	0.81	3.60	0.06	0.09	0.15	0.23	2.31	0.84	0.40
A72	Agria Group Holding AD-Varna	5.86	0.39	0.73	3.21	0.05	0.09	0.13	0.24	1.19	1.46	0.73
6AB	Albena AD-Albena	165.20	2.03	0.52	9.51		0.04		0.05	0.49	0.19	0.19
6AM	Alcomet AD-Shumen	16.16	0.66	1.39	7.71	0.05	0.11	0.09	0.19	1.65	0.58	1.32
A4L	Allterco AD-Sofia	12.75	0.70	1.12	8.35	0.06	0.09	0.09	0.14	1.51	0.22	1.13
6AR	Aroma AD-Sofia	12.82	0.89	1.00	6.24	0.06	0.12	0.08	0.17	2.03	0.18	0.81
6AN	Asenova Krepost AD-Asenovgrad	123.76	0.78	1.09	16.09		0.03	0.01	0.07	1.67	0.57	0.68
A00	BG Agro AD-Varna	16.61	0.86	1.17	9.97	0.05	0.08	0.07	0.12	1.27	0.51	0.89
5BP	Billboard AD-Sofia	11.11	0.12	0.21	1.03	0.01	0.08	0.02	0.21	0.90	0.85	0.68
BPT	Bulgarian Private Equity Fund AD-Sofia			1.25						402.75		
5BR	Bulgarian River Shipping AD-Ruse		1.14	0.27	24.52		0.01		0.01	1.19	0.02	0.20
BSO	Bulgarian Stock Exchange-Sofia	29.99	11.98	3.44	52.27	0.05	0.03	0.13	0.07	1.13	0.01	0.13
57B	Bulgartabac Holding AD-Sofia	4.08	0.35	0.47		0.04		0.11		0.94	0.45	0.48
5BN	CB Bulgarian American Credit Bank AD-Sofia	20.08	4.80	1.31		0.01		0.05				0.03
5CP	CB Texim Bank AD-Sofia	76.01	6.13	2.07				0.03				0.06
C81	CBA Asset Management AD-Veliko Tarnovo	0.87	0.38	0.83	0.67	0.19	0.25			0.38	2.60	0.44
3CZ	CEZ Distribution Bulgaria AD-Sofia	16.85	1.17	0.81	4.70	0.03	0.12	0.05	0.17	0.88	0.22	0.48
5DOV	Doverie United Holding PLC-Sofia		0.22	0.46	10.89		0.01		0.04	1.45	0.97	0.70
57E	EMKA AD-Sevlievo	4.26	0.20	0.87	3.28					4.34	0.53	
5EO	Etropal AD-Etropole	445.96	3.14	4.47	24.58		0.08	0.01	0.18	1.17	0.64	0.64
4EH	Eurohold Bulgaria AD-Sofia	14.81	0.22	1.76	7.98	0.01	0.03	0.13	0.24	1.14	2.21	0.97
6A9	Favorit Hold AD-Sofia			0.11						0.92	0.42	
5FC	Futures Capital AD-Sofia	917.45	388.15	28.59	630.75	0.03	0.04	0.03	0.05	0.57	0.01	0.07
58E	Himsnab Bulgaria AD-Sofia		5.11	1.02	17.40		0.03		0.06	2.06	0.43	0.10
6N3	Holding Nov Vek AD-Sofia			4.25						1.41	6.08	
5V2	Holding Varna AD-Varna	27.98	2.67	1.20	12.65	0.02	0.04	0.04	0.10	1.38	1.30	0.19
4HI	Hydroizomat AD-Sofia	21.11	4.15	0.76		0.03		0.04		3.21	0.02	0.15
4I8	Industrial Capital Holding AD-Sofia	10.82	0.19	0.93	1.35	0.03	0.21	0.09	0.72	4.09	0.05	1.46
4ID	Industrial Holding Bulgaria PLC-Sofia	12.48	0.77	0.28	2.61	0.01	0.07	0.02	0.11	0.46	0.35	0.24
4IN	Investor.BG AD-Sofia		3.37	2.00						2.01	0.25	0.33
4KU	Kauchuk AD-Sofia	90.53	0.96	0.92	20.28	0.01	0.04	0.01	0.05	4.74		0.76
4L4	Lavena AD-Shumen	19.61	1.73	2.31	9.55	0.06	0.12	0.14	0.28	3.09	0.52	0.69
5MH	M+S Hydraulic AD-Kazanlak	21.67	2.73	4.41	12.98	0.17	0.28	0.21	0.35	3.43		1.35
3NB	Neochim AD-Dimitrovgrad	29.22	0.52	1.01	6.19	0.03	0.12	0.04	0.17	2.38	0.17	1.47
5ODE	Odessos Shiprepair Yard AD-Varna	17.89	1.80	0.84	13.73	0.04	0.05	0.05	0.06	3.53	0.14	0.38
4O1	Oil and Gas Exploration and Production AD-Sofia	22.34	2.75	0.83	10.52	0.03	0.06	0.04	0.08	3.52	0.04	0.23
5PET	Petrol AD-Sofia	1.28	0.16	1.48		0.61			0.03	1.30	1.84	4.76
6S4	Severcoop Gamza Holding AD-Sofia	16.35		0.95		0.04		0.05		3.19		0.19
6S5	Sila Holding AD-Stara Zagora	88.16	6.01	1.68		0.01		0.03		1.94	1.14	0.14
3JL	Slanchev Bryag AD-Slanchev Bryag			0.94						10.04		
6SOA	Sofia Commerce-Pawn Brokerage AD-Sofia			0.82						24.19	0.02	
OS8	Solarpro Holding AD-Sofia	41.54	1.66	0.69	4.96	0.01	0.07	0.02	0.14	3.50	0.68	0.23
SO5	Sopharma Trading AD-Sofia	29.77	0.32	3.71	16.06	0.02	0.04	0.13	0.24	1.12	2.52	2.25
SL9	Sparky Eltos AD-Lovech		0.18	0.35						0.95	5.62	0.21
OSP	Speedy AD-Sofia	26.99	1.38	4.66	10.57	0.09	0.23	0.18	0.46	1.18	0.43	1.75
3NJ	SS Konstantine And Elena Holding AD-Varna	7.16	1.82	1.31	4.33	0.06	0.11	0.21	0.34	0.37	1.47	0.25
5SR	Stara Planina Hold AD-Sofia	20.22	0.71	1.69	4.41	0.04	0.18	0.09	0.40	3.67	0.02	1.10
3MZ	Svilosa AD-Svishtov	8.06	1.08	1.13	5.31	0.12	0.18	0.15	0.23	3.53	0.11	0.88

\* Ratios are calculated on the base of the last weighted-average price as of the end of the month

\*\* Financial reports data (ttm)

Methodology for Calculation of Financial Ratios is available at [http://download.bse-sofia.bg/pdf/methodology\\_en.pdf](http://download.bse-sofia.bg/pdf/methodology_en.pdf)

# Financial Ratios

May  
2018

Issue	Issuer	P / E	P / S	P / B	P / EBIT	ROA	EBIT / Total Asts.	ROE	EBIT / Equity	Current Ratio	Debt / Equity	Assets Turnover
6S7	Synergon Holding AD-Sofia		0.07	0.09	2.60		0.02		0.03	1.18	0.24	0.79
EHN	Synthetica AD-Sofia		2.51	6.64	19.87		0.09		0.33	1.10	1.85	0.71
T24	TK-Hold PLC-Sofia	100.01	0.60	0.33	5.38		0.05		0.06	4.25	0.01	0.43
3TV	Toplivo AD-Sofia		0.10	0.20	42.12					1.43	0.52	1.14
T57	Trace Group Hold AD-Sofia	21.03	0.28	0.98	9.39	0.02	0.04	0.05	0.11	1.11	0.22	1.42
4V5	Varna-Plod AD-Varna	11.13	7.35	0.84	13.94	0.07	0.05	0.08	0.06	25.87	0.11	0.10
1VX	Velgraf Asset Management AD-Sofia	141.87	23.14	2.22	31.39					1.16	0.40	
4PX	Yuri Gagarin PLC-Plovdiv			0.40						2.00	0.23	
T43	Zarneni Hrani Bulgaria AD-Sofia	81.23	0.66	0.26	5.48		0.02		0.05	1.66	0.23	0.20
3ZL	Zlatni Pyasatsi AD-Varna		0.65	0.16	13.17		0.01		0.01	8.53	0.01	0.23

## SPVs Segment\* (based on non-consolidated reports\*\*)

Issue	Issuer	P / E	P / S	P / B	P / EBIT	ROA	EBIT / Total Asts.	ROE	EBIT / Equity	Current Ratio	Debt / Equity	Assets Turnover
6A6	Advance Terrafund REIT-Sofia	6.36	3.72	0.78		0.12	0.12	0.13	0.12	3.16		0.21
6AG	Agro Finance REIT-Plovdiv	21.00	19.12	2.12		0.09	0.09	0.10	0.10	0.44		0.10
6A7	Agroenergy Invest REIT-Sofia					0.03	0.03	0.03	0.04	16.24	0.12	0.06
5AX	Aktiv Properties REIT-Plovdiv		25.07	0.48						0.22	0.18	0.02
28R	Arco Real Estate Fund REIT-Sofia			1.15						81.57		
5H4	Balkan and Sea Properties REIT-Varna	163.44	95.78	1.89		0.01		0.02		45.42	0.95	0.01
5BU	Bulgarian Real Estate Fund REIT-Sofia	6.79	2.48	0.50		0.06	0.07	0.08	0.08	1.71	0.13	0.17
5BD	Bulland Investments REIT-Sofia	28.51		0.96		0.03		0.03		0.30	0.18	
E7P	Expat Beta REIT-Sofia		25.72	0.82						0.48	0.17	0.03
6F3	FairPlay Properties REIT-Sofia		1.50	0.43			0.03		0.04	2.55	0.12	0.18
6BMA	Fund Estates REIT-Sofia		2.16	0.62						0.11	23.68	0.01
GE5	Glenmoore Capital REIT-Varna									68.40		
4IC	Intercapital Property Development REIT-Sofia	0.12	0.04	0.19	0.06	0.10	0.21	1.37	2.90	0.27	6.46	0.31
4PY	Prime Property BG REIT-Sofia	1,844.84		0.62	2,213.81					4.66		
6S6	Sopharma Properties REIT-Sofia	196.19	12.04	2.47		0.01	0.08	0.01	0.13	0.05	0.40	0.13

\* Ratios are calculated on the base of the last weighted-average price as of the end of the month

\*\* Financial reports data (ttm)

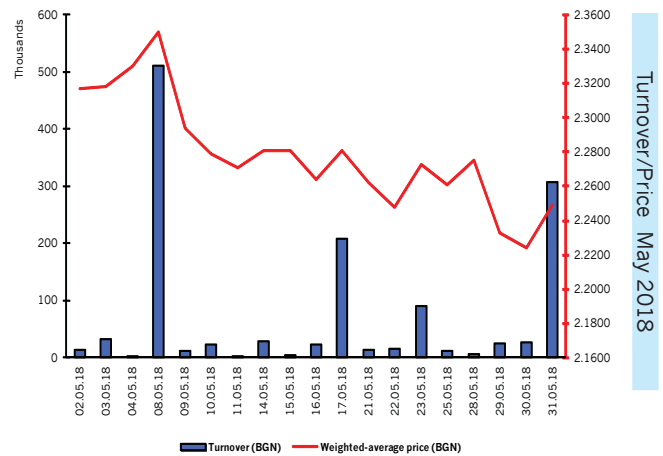
Methodology for Calculation of Financial Ratios is available at [http://download.bse-sofia.bg/pdf/methodology\\_en.pdf](http://download.bse-sofia.bg/pdf/methodology_en.pdf)

# Top 5 Stocks by Trades

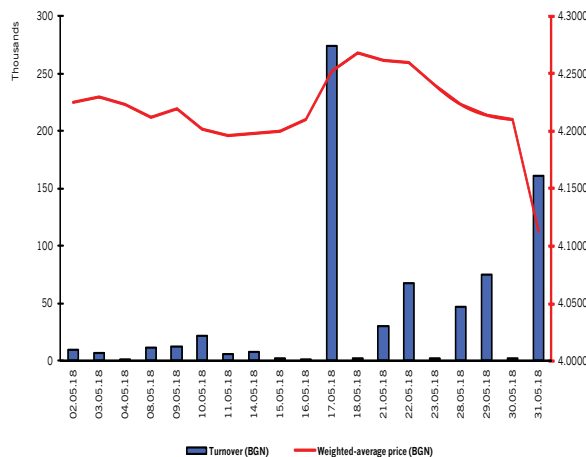
May 2018

## Chimimport

BSE code of the issue	6C4
Volume of the issue (common shares)	239,646,267
Nominal value (BGN per share)	1.00
Gross dividend 2016 (BGN per share)	0.0540
Trading on regulated market as from the beginning of the year	
Volume in lots	8,197,011
Value in BGN	18,996,903.12
Trades	4,584
OTC trades as from the beginning of the year *	
Value in BGN	0.00
Volume in lots	0



Turnover/Price May 2018

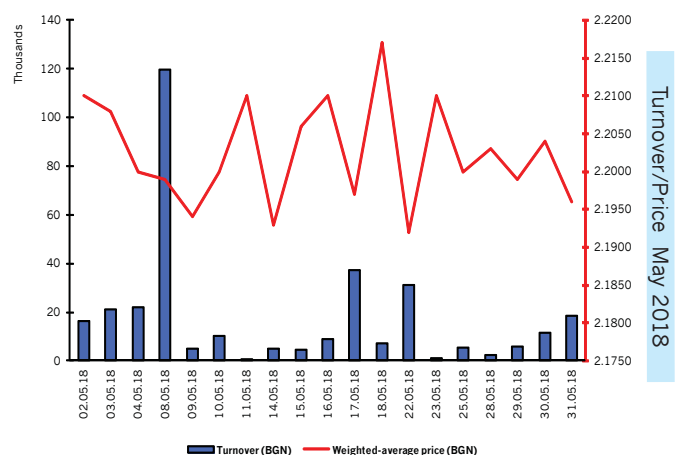


## Sopharma

BSE code of the issue	3JR
Volume of the issue (common shares)	134,797,899
Nominal value (BGN per share)	1.00
Gross dividend 2016 (BGN per share)	0.1000
Trading on regulated market as from the beginning of the year	
Volume in lots	3,287,230
Value in BGN	13,976,006.90
Trades	1,397
OTC trades as from the beginning of the year *	
Value in BGN	45,368.00
Volume in lots	21,200

## Advance Terrafund REIT

BSE code of the issue	6A6
Volume of the issue (common shares)	85,110,091
Nominal value (BGN per share)	1.00
Gross dividend 2016 (BGN per share)	0.1700
Trading on regulated market as from the beginning of the year	
Volume in lots	1,352,832
Value in BGN	2,993,455.60
Trades	1,149
OTC trades as from the beginning of the year *	
Value in BGN	0.00
Volume in lots	0



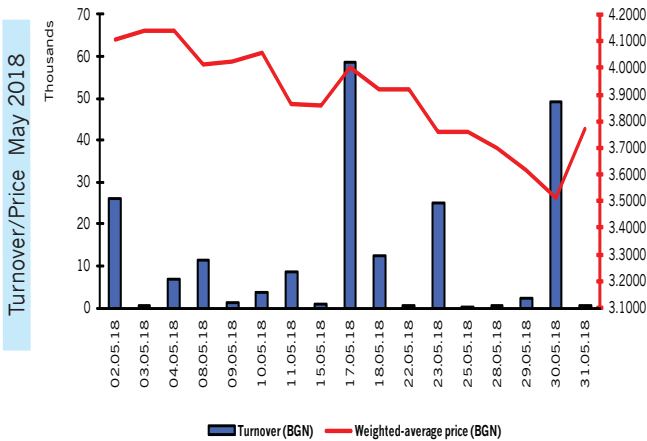
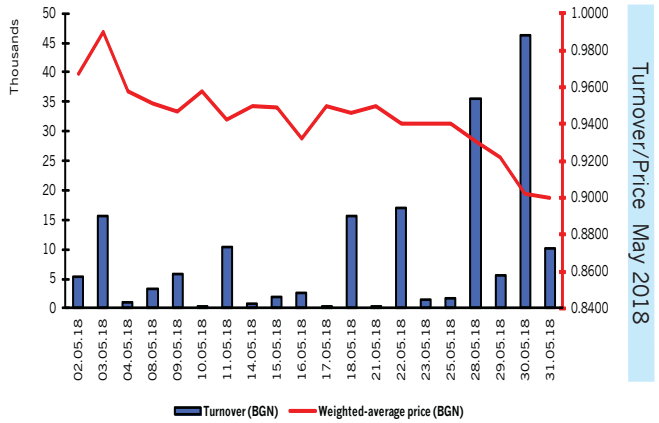
\* Effective as from 03 January 2018, no OTC trades may be announced through the trading system of BSE-Sofia

# Top 5 Stocks by Trades

May 2018

## Sirma Group Holding

BSE code of the issue	SKK
Volume of the issue (common shares)	59,360,518
Nominal value (BGN per share)	1.00
Gross dividend 2016 (BGN per share)	0.0100
Trading on regulated market as from the beginning of the year	
Volume in lots	1,849,082
Value in BGN	1,882,393.52
Trades	787
OTC trades as from the beginning of the year *	
Value in BGN	0.00
Volume in lots	0



## First Investment Bank

BSE code of the issue	5F4
Volume of the issue (common shares)	110,000,000
Nominal value (BGN per share)	1.00
Gross dividend 2016 (BGN per share)	0.00
Trading on regulated market as from the beginning of the year	
Volume in lots	376,270
Value in BGN	1,924,693.35
Trades	819
OTC trades as from the beginning of the year *	
Value in BGN	46,132.80
Volume in lots	16,800