

**March
2024**

MONTHLY BULLETIN



БФБ

BULGARIAN STOCK EXCHANGE
1000 Sofia, 6 Tri ushi St.
Tel: (+359 2) 937 09 45; 937 09 34
<http://www.bse-sofia.bg>; e-mail: bse@bse-sofia.bg

General Statistics

March
2024

Capitalization of BSE Main Market		Change	
As of 31 March 2024		February *	March *
Market Segment	Capitalization	2024	2023
Premium Equities Segment	3 513 385 021.67	3.35%	52.54%
Standard Equities Segment	7 923 732 708.73	1.33%	4.81%
Special Purpose Vehicles Segment	1 273 312 596.69	-0.16%	8.23%
Total Capitalization of BSE Main Market	12 710 430 327.09	1.73%	15.13%

* as of the end of the period

Issues admitted to trading on BSE Main Market			
Market Segment	Number of new issues	Number of delisted issues	Number of listed issues as of the end of the month
Premium Equities Segment	0	0	10
Standard Equities Segment	0	0	56
Special Purpose Vehicles Segment	0	0	17
Bonds Segment	1	0	101
Compensatory Instruments Segment	0	0	3
Exchange Traded Products Segment	0	0	21
Subscription Rights Segment	3	1	3
Initial Public Offering Segment	0	0	0
Government Securities Segment	0	0	15
TOTAL :	4	1	226

* as of the end of the period

BSE Indices

SOFIX

Value *	807.47
Monthly change	2.42%
Annual change	32.20%
P/E **	11.41
P/B **	1.75

BGBX 40

Value *	164.88
Monthly change	1.61%
Annual change	17.58%
P/E **	15.44
P/B **	1.86

BG TR30

Value *	818.94
Monthly change	1.63%
Annual change	13.17%
P/E **	31.65
P/B **	2.28

BG REIT

Value *	191.51
Monthly change	0.34%
Annual change	1.88%
P/E **	25.10
P/B **	2.51

* Values as of 31 March 2024

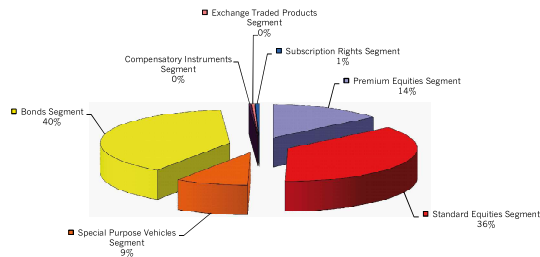
** P (prices) are weighted-average

** Financial reports data (ttm)

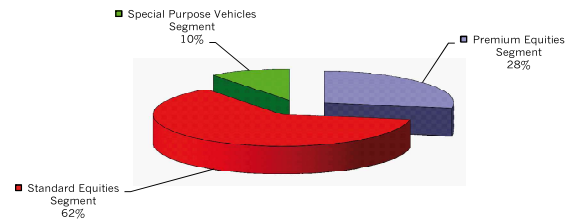
Monthly Trading by BSE Main Market Segments

Market Segment	March 2024			Change in turnover (%)	
	Trades	Turnover (BGN)	Volume (lots)	February 2024	March 2023
Premium Equities Segment	2 458	9 573 078	2 391 630	27.01%	85.92%
Standard Equities Segment	2 102	24 606 338	7 858 289	-30.11%	117.31%
Special Purpose Vehicles Segment	428	6 152 328	908 033	120.31%	201.78%
Bonds Segment	85	26 774 423	29 894	87.89%	7199.59%
Compensatory Instruments Segment	49	189 742	336 513	-50.64%	-38.02%
Exchange Traded Products Segment	70	239 343	169 843	-92.38%	-52.35%
Subscription Rights Segment	202	344 060	14 812 561	366.60%	3696.20%
Initial Public Offering Segment	0	0	0	n/a	n/a
Government Securities Segment	0	0	0	n/a	-100.00%
Privatisation Segment	0	0	0	n/a	n/a
TOTAL:	5 394	67 879 311	26 506 763	7.09%	196.52%

Turnover by Segments of BSE Main Market



Capitalization by Segments of BSE Main Market



New issues admitted to trading on the BSE Main Market in March

Issue	Issuer	First Trading Day	Currency	Amount of the issue in the respective currency	Market Segment
HLEA	Zlaten Lev Holding AD	27.03.2024	BGN	30 000 000	Bonds Segment

Daily-Average Trading by BSE Main Market Segments

Market Segment	March 2024			Change in turnover (%)	
	Trades	Turnover (BGN)	Volume (lots)	February 2024	March 2023
Premium Equities Segment	129	503 846	125 875	40.37%	115.27%
Standard Equities Segment	111	1 295 070	413 594	-22.75%	151.62%
Special Purpose Vehicles Segment	23	323 807	47 791	143.50%	249.43%
Bonds Segment	4	1 409 180	1 573	107.67%	8352.16%
Compensatory Instruments Segment	3	9 986	17 711	-45.45%	-28.23%
Exchange Traded Products Segment	4	12 597	8 939	-91.57%	-44.83%
Subscription Rights Segment	11	18 108	779 608	415.72%	4295.60%
Initial Public Offering Segment	0	0	0	n/a	n/a
Government Securities Segment	0	0	0	n/a	-100.00%
Privatisation Segment	0	0	0	n/a	n/a
TOTAL:	284	3 572 595	1 395 093	18.36%	243.34%

Number of trading sessions in March

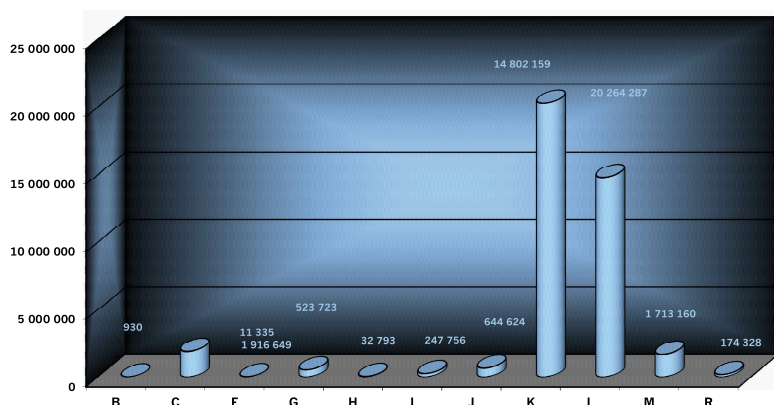
19

Monthly Average USD/BGN Exchange Rate

1.7991

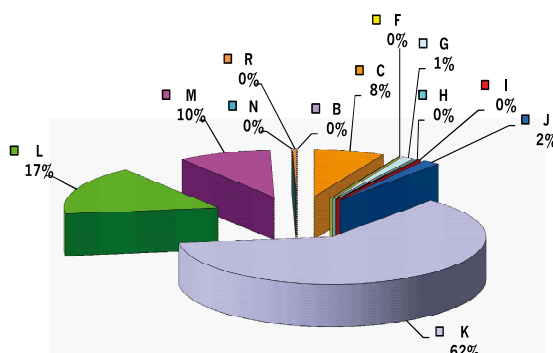
Trading by sections under NACE, Rev. 2		Trades	Volume (lots)	Turnover (BGN)
B	Mining and quarrying	1	150	930.00
C	Manufacturing	1 115	331 162	1 916 649.30
F	Construction	14	2 758	11 335.36
G	Wholesale and retail trade; repair of motor vehicles and motorcycles	252	148 896	523 722.81
H	Transportation and storage	15	926	32 792.50
I	Accommodation and food service activities	25	9 190	247 756.00
J	Information and communication	168	142 115	644 624.40
K	Financial and insurance activities	2 682	4 692 274	20 264 287.27
L	Real estate activities	147	4 170 659	14 802 159.26
M	Professional, scientific and technical activities	453	1 648 852	1 713 160.17
R	Arts, entertainment and recreation	116	10 970	174 327.60

Share of sections under NACE, Rev. 2 in the total turnover (BGN) on the BSE Main Market in March



- B Mining and quarrying
- C Manufacturing
- F Construction
- G Wholesale and retail trade; repair of motor vehicles and motorcycles
- H Transportation and storage
- I Accommodation and food service activities
- J Information and communication
- K Financial and insurance activities
- L Real estate activities
- M Professional, scientific and technical activities
- R Arts, entertainment and recreation

Share of sections under NACE, Rev. 2 in the total turnover on the BSE Main Market in the last 365 days



- B Mining and quarrying
- C Manufacturing
- F Construction
- G Wholesale and retail trade; repair of motor vehicles and motorcycles
- H Transportation and storage
- I Accommodation and food service activities
- J Information and communication
- K Financial and insurance activities
- L Real estate activities
- M Professional, scientific and technical activities
- N Administrative and support service activities
- R Arts, entertainment and recreation

TOP 5

Liquidity Ranking

Issuer	Trades	Volume (lots)	Turnover (BGN)
Shelly Group AD	734	83 420	5 432 623.80
Sopharma AD	549	165 334	1 054 936.64
Doverie United Holding PLC	276	67 988	618 064.96
Bulgarian Stock Exchange AD	272	39 355	598 262.50
CB First Investment Bank AD-Sofia	244	203 449	527 295.86

TOP 5

Members

Trades		Turnover (BGN)	
Inv. Intermediary "Karoll" AD	4 123	CB "Central Cooperative Bank" AD	38 692 944.00
Inv. Intermediary "Elana Trading" AD	2 035	Inv. Intermediary "ABV Investments" EOOD	25 881 904.19
Inv. Intermediary "BenchMark Finance" AD	1 130	Inv. Intermediary "UG Market" EAD	14 523 301.70
Inv. Intermediary "First Financial Brokerage House" EOOD	588	Inv. Intermediary "Karoll" AD	11 377 088.96
Inv. Intermediary "Real Finance" AD	455	Inv. Intermediary "Real Finance" AD	9 964 662.40

TOP 30

Capitalization as of 31 March 2024

Issues of shares on the BSE Main Market

Issue	Issuer	Nominal (BGN)	Amount (Shares)	Closing price (BGN)	Capitalization (BGN)
THQM	Tchaikapharma High Quality Medicines AD	1.00	88 800 000	17.3000	1 536 240 000.00
SLYG	Shelly Group AD	1.00	18 050 945	67.6000	1 220 243 882.00
SFA	Sopharma AD	1.00	179 100 063	6.2000	1 110 420 390.60
SPDY	Speedy AD-Sofia	1.00	5 377 619	134.0000	720 600 946.00
MSH	M+S Hydraulic AD-Kazanlak	1.00	39 445 200	11.1000	437 841 720.00
GR6	Gradus AD-Stara Zagora	1.00	243 608 710	1.6000	389 773 936.00
FIB	CB First Investment Bank AD-Sofia	1.00	149 084 800	2.4400	363 766 912.00
EUBG	Eurohold Bulgaria AD	1.00	260 500 000	1.2800	333 440 000.00
VAM	Velgraf Asset Management AD-Sofia	1.00	68 979 758	4.6800	322 825 267.44
HVAR	Holding Varna AD	1.00	6 485 897	44.0000	285 379 468.00
ATER	Advance Terrafund REIT-Sofia	1.00	85 110 091	3.3400	284 267 703.94
SPH	Stara Planina Hold AD-Sofia	1.00	21 000 000	10.2000	214 200 000.00
TIB	Telematic Interactive Bulgaria AD-Sofia	1.00	12 960 018	16.2000	209 952 291.60
SFT	Sopharma Trading AD-Sofia	1.00	34 276 050	5.7500	197 087 287.50
CCB	CB Central Cooperative Bank AD	1.00	127 129 970	1.5300	194 508 854.10
DUH	Doverie United Holding PLC	1.00	21 499 855	9.0200	193 928 692.10
ODES	Odessos Shiprepair Yard AD-Varna	1.00	586 642	330.0000	193 591 860.00
SFI	Sopharma Properties REIT-Sofia	1.00	21 951 320	8.7000	190 976 484.00
GTH	Galata Investment Company AD	1.00	68 571 234	2.5600	175 542 359.04
IHB	Industrial Holding Bulgaria PLC-Sofia	1.00	96 808 417	1.8000	174 255 150.60
HRZ	Rodna Zemya Holding AD	1.00	56 010 597	3.0200	169 152 002.94
CHIM	Chimimport AD	1.00	239 646 267	0.7020	168 231 679.43
SYN	Synthetica AD-Sofia	1.00	3 000 000	55.5000	166 500 000.00
BSP	Balkan and Sea Properties REIT-Varna	1.00	6 925 156	23.0000	159 278 588.00
CHSB	Himsnab Bulgaria AD-Sofia	1.00	2 494 631	61.0000	152 172 491.00
CAPM	Capital Management SPV-Sofia	1.00	1 758 296	78.0000	137 147 088.00
AGH	Agria Group Holding AD	1.00	6 800 000	19.0500	129 540 000.00
MONB	Monbat AD	1.00	39 000 000	3.1800	124 020 000.00
ALCM	Alcomet AD-Shumen	1.00	17 952 959	6.7500	121 182 473.25
HNVK	Holding Nov Vek AD	1.00	5 610 437	21.0000	117 819 177.00

Premium Equities Segment

Issue	Issuer	Nominal (BGN)	Amount (Shares)	Closing price (BGN)	Capitalisation (BGN)
AGH	Agria Group Holding AD	1.00	6 800 000	19.0500	129 540 000.00
BSE	Bulgarian Stock Exchange AD	1.00	6 582 860	15.3000	100 717 758.00
CCB	CB Central Cooperative Bank AD	1.00	127 129 970	1.5300	194 508 854.10
CHIM	Chimimport AD	1.00	239 646 267	0.7020	168 231 679.43
FIB	CB First Investment Bank AD-Sofia	1.00	149 084 800	2.4400	363 766 912.00
KBG	Korado Bulgaria AD	1.00	13 168 614	4.3600	57 415 157.04
MONB	Monbat AD	1.00	39 000 000	3.1800	124 020 000.00
SFA	Sopharma AD	1.00	179 100 063	6.2000	1 110 420 390.60
SGH	Sirma Group Holding AD	1.00	59 360 518	0.7500	44 520 388.50
SLYG	Shelly Group AD	1.00	18 050 945	67.6000	1 220 243 882.00

Standard Equities Segment

Issue	Issuer	Nominal (BGN)	Amount (Shares)	Closing price (BGN)	Capitalisation (BGN)
ALB	Albena AD	1.00	4 273 126	25.4000	108 537 400.40
ALCM	Alcomet AD-Shumen	1.00	17 952 959	6.7500	121 182 473.25
ASKR	Asenova Krepost AD	3.00	4 296 006	15.4000	66 158 492.40
BNR	Bianor Holding AD	1.00	6 875 514	4.2000	28 877 158.80
BBRD	Billboard AD-Sofia	1.00	15 000 000	0.4420	6 630 000.00
BRP	Bulgarian River Shipping AD-Ruse	1.00	35 708 674	0.7500	26 781 505.50
BMTL	Bulmetal AD	1.00	7 155 179	8.4000	60 103 503.60
TXIM	CB Texim Bank AD-Sofia	1.00	33 595 036	3.5000	117 582 626.00
DUH	Doverie United Holding PLC	1.00	21 499 855	9.0200	193 928 692.10
EAC	Elana Agrocredit AD	1.00	36 629 925	1.0800	39 560 319.00
11C	Eleven Capital AD-Sofia	1.00	2 301 528	17.2000	39 586 281.60
ELHM	Elhim Iskra AD-Pazardzhik	1.00	25 108 410	0.8800	22 095 400.80
EMKA	EMKA AD-Sevlievo	1.00	43 399 452	2.0000	86 798 904.00
ETR	Etropal AD-Etropole	1.00	5 000 000	4.4000	22 000 000.00
EUBG	Eurohold Bulgaria AD	1.00	260 500 000	1.2800	333 440 000.00
FZLS	Fazerles AD-Silistra	1.00	515 000	16.0000	8 240 000.00
FORM	Formoplast AD-Kardzhali	1.00	3 798 905	6.4000	24 312 992.00
GTH	Galata Investment Company AD	1.00	68 571 234	2.5600	175 542 359.04
GR6	Gradus AD-Stara Zagora	1.00	243 608 710	1.6000	389 773 936.00
CHSB	Himsnab Bulgaria AD-Sofia	1.00	2 494 631	61.0000	152 172 491.00
HCEN	Holding Center AD	1.00	735 910	39.6000	29 142 036.00
HNVK	Holding Nov Vek AD	1.00	5 610 437	21.0000	117 819 177.00
HSOF	Holding Sveta Sofia AD-Sofia	1.00	9 940 391	3.5000	34 791 368.50
HVAR	Holding Varna AD	1.00	6 485 897	44.0000	285 379 468.00
HES	Hydraulic Elements and Systems /HES/ AD-Yambol	1.00	18 193 752	5.5500	100 975 323.60
HIKA	Industrial Capital Holding AD-Sofia	1.00	15 864 544	2.8000	44 420 723.20
IHB	Industrial Holding Bulgaria PLC-Sofia	1.00	96 808 417	1.8000	174 255 150.60
IDH	Industry Development Holding AD	1.00	9 980 925	2.5400	25 351 549.50
IBG	Investor.BG AD-Sofia	1.00	4 782 362	21.0000	100 429 602.00
LAV	Lavena AD	1.00	9 919 410	1.8500	18 350 908.50
MSH	M+S Hydraulic AD-Kazanlak	1.00	39 445 200	11.1000	437 841 720.00
NLC	Neo London Capital PLC	100.00	99 950	200.0000	19 990 000.00
NEOH	Neochim AD	1.00	2 654 358	18.1500	48 176 597.70
ODES	Odessos Shiprepair Yard AD-Varna	1.00	586 642	330.0000	193 591 860.00
NGAZ	Oil and Gas Exploration and Production AD-Sofia	1.00	12 228 062	6.2000	75 813 984.40
PET	Petrol AD	4.00	27 312 403	1.0100	27 585 527.03
HRZ	Rodna Zemya Holding AD	1.00	56 010 597	3.0200	169 152 002.94
GAMZ	Severcoop Gamza Holding AD-Sofia	2.00	5 347 798	4.4000	23 530 311.20
HSI	Sila Holding AD	1.00	36 852 997	2.9600	109 084 871.12

Capitalisation by Issues

March
2024

Issue	Issuer	Nominal (BGN)	Amount (Shares)	Closing price (BGN)	Capitalisation (BGN)
SCOM	Sofia Commerce-Pawn Brokerage AD	1.00	8 937 384	3.5600	31 817 087.04
SFT	Sopharma Trading AD-Sofia	1.00	34 276 050	5.7500	197 087 287.50
SPDY	Speedy AD-Sofia	1.00	5 377 619	134.0000	720 600 946.00
SKEH	SS Konstantine and Elena Holding AD	1.00	2 309 561	21.8000	50 348 429.80
SPH	Stara Planina Hold AD-Sofia	1.00	21 000 000	10.2000	214 200 000.00
SNRG	Synergion Holding AD-Sofia	1.00	18 358 849	1.2000	22 030 618.80
SYN	Synthetica AD-Sofia	1.00	3 000 000	55.5000	166 500 000.00
THQM	Tchaikapharma High Quality Medicines AD	1.00	88 800 000	17.3000	1 536 240 000.00
TBS	Telelink Business Services Group AD	1.00	12 500 000	9.3000	116 250 000.00
TIB	Telematic Interactive Bulgaria AD-Sofia	1.00	12 960 018	16.2000	209 952 291.60
TCH	TK-Hold PLC	1.00	8 539 384	8.0000	68 315 072.00
TOPL	Toplivo AD-Sofia	1.00	5 416 829	8.0000	43 334 632.00
T57	Trace Group Hold AD-Sofia	1.00	24 200 000	4.0400	97 768 000.00
VAM	Velgraf Asset Management AD-Sofia	1.00	68 979 758	4.6800	322 825 267.44
WMG	Web Media Group AD-Sofia	1.00	7 840 000	1.6000	12 544 000.00
ZHBG	Zarneni Hrani Bulgaria AD-Sofia	1.00	195 660 287	0.1330	26 022 818.17
HLEV	Zlaten Lev Holding AD	1.00	6 481 960	4.4600	28 909 541.60

Special Purpose Vehicles Segment

Issue	Issuer	Nominal (BGN)	Amount (Shares)	Closing price (BGN)	Capitalisation (BGN)
AKTV	Aktiv Properties REIT	9.00	2 192 011	6.7500	14 796 074.25
ALT	Alteron REIT	1.00	1 504 998	25.0000	37 624 950.00
ATER	Advance Terrafund REIT-Sofia	1.00	85 110 091	3.3400	284 267 703.94
BPF	Bravo Property Fund REIT	1.00	36 700 000	1.0900	40 003 000.00
BREF	Bulgarian Real Estate Fund REIT-Sofia	1.00	34 641 925	2.5800	89 376 166.50
BRF	Bulgarian Receivables Fund SPE	1.00	1 500 000	1.4700	2 205 000.00
BSP	Balkan and Sea Properties REIT-Varna	1.00	6 925 156	23.0000	159 278 588.00
CAPM	Capital Management SPV-Sofia	1.00	1 758 296	78.0000	137 147 088.00
EXPR	Exclusive Property REIT-Sofia	1.00	9 452 340	2.0000	18 904 680.00
FAM	Finance Assistance Management SPV	1.00	650 000	4.1000	2 665 000.00
FPP	FairPlay Properties REIT-Sofia	1.00	78 545 400	0.9400	73 832 676.00
LAND	Bulland Investments REIT-Sofia	1.00	15 008 125	0.9000	13 507 312.50
PREM	Premier Fund REIT	1.00	1 799 999	13.4000	24 119 986.60
RPF	Roi Property Fund REIT	1.00	6 162 500	8.5000	52 381 250.00
SBPF	Super Borovetz Property Fund REIT	1.00	23 379 995	3.0200	70 607 584.90
SFB	Sopharma Buildings REIT	1.00	3 899 940	15.8000	61 619 052.00
SFI	Sopharma Properties REIT-Sofia	1.00	21 951 320	8.7000	190 976 484.00



Trade by Issues

March
2024

Premium Equities Segment

Issue	Issuer	Trades	Volume (lots)	Turnover (BGN)	Trading currency	Weighted & Corrected Values			Closing price	As from
						Average price	Min. price	Max. price		
AGH	Agria Group Holding AD	199	21 275	417 253.45	BGN	19.6124	19.0139	20.1000	19.0500	28.03.2024
BSE	Bulgarian Stock Exchange AD	272	39 355	598 262.50	BGN	15.2017	15.0000	15.7500	15.3000	28.03.2024
CCB	CB Central Cooperative Bank AD	28	67 309	105 071.20	BGN	1.5610	1.5000	1.5689	1.5300	28.03.2024
CHIM	Chimimport AD	123	148 088	103 187.45	BGN	0.6968	0.6850	0.7180	0.7020	28.03.2024
FIB	CB First Investment Bank AD-Sofia	244	203 449	527 295.86	BGN	2.5918	2.4141	2.8600	2.4400	28.03.2024
KBG	Korado Bulgaria AD	30	3 785	16 283.56	BGN	4.3021	4.2400	4.3600	4.3600	28.03.2024
MONB	Monbat AD	120	41 157	140 071.16	BGN	3.4033	3.1154	3.7800	3.1800	27.03.2024
SFA	Sopharma AD	549	165 334	1 054 936.64	BGN	6.3806	6.2339	6.5468	6.2000	28.03.2024
SGH	Sirma Group Holding AD	159	1 618 458	1 178 092.32	BGN	0.7279	0.6950	0.7484	0.7500	28.03.2024
SLYG	Shelly Group AD	734	83 420	5 432 623.80	BGN	65.1237	58.7397	69.4923	67.6000	28.03.2024

Standard Equities Segment

Issue	Issuer	Trades	Volume (lots)	Turnover (BGN)	Trading currency	Weighted & Corrected Values			Closing price	As from
						Average price	Min. price	Max. price		
11C	Eleven Capital AD-Sofia	52	4 203	72 454.40	BGN	17.2387	16.9626	17.6500	17.2000	25.03.2024
ALB	Albena AD	25	9 190	247 756.00	BGN	26.9593	25.4000	27.0000	25.4000	28.03.2024
ALCM	Alcomet AD-Shumen	57	12 956	85 151.60	BGN	6.5724	6.4819	6.9750	6.7500	26.03.2024
ASKR	Asenova Krepost AD	1	30	462.00	BGN	15.4000	15.4000	15.4000	15.4000	28.03.2024
BBRD	Billboard AD-Sofia	14	19 810	9 320.35	BGN	0.4705	0.4420	0.5230	0.4420	14.03.2024
BMTL	Bulmetal AD	10	13 911	117 078.05	BGN	8.4162	8.3000	8.7000	8.4000	27.03.2024
BNR	Bianor Holding AD	155	139 435	592 224.40	BGN	4.1779	3.8158	4.4757	4.2000	28.03.2024
BRP	Bulgarian River Shipping AD-Ruse	2	700	522.50	BGN	0.7464	0.7464	0.7464	0.7500	28.03.2024
CHSB	Hirmsnab Bulgaria AD-Sofia	13	3 594	219 234.00	BGN	61.0000	61.0000	61.0000	61.0000	27.03.2024
DUH	Doverie United Holding PLC	276	67 988	618 064.96	BGN	9.0908	8.9802	9.1814	9.0200	28.03.2024
EAC	Elana Agrocredit AD	105	343 383	369 517.41	BGN	1.0761	1.0528	1.1050	1.0800	28.03.2024
EMKA	EMKA AD-Sevlievo	52	26 584	53 678.54	BGN	2.0192	1.9919	2.0800	2.0000	25.03.2024
ETR	Etropal AD-Etropole	2	180	792.00	BGN	4.4000	4.4000	4.4000	4.4000	22.03.2024
EUBG	Eurohold Bulgaria AD	56	320 945	408 521.04	BGN	1.2729	1.2541	1.2900	1.2800	28.03.2024
FORM	Formoplast AD-Kardzhali	4	23 062	147 584.40	BGN	6.3995	6.2000	6.4000	6.4000	25.03.2024
FZLS	Fazerles AD-Silistra	7	218	3 516.40	BGN	16.1303	16.0255	16.4000	16.0000	21.03.2024
GAMZ	Severcoop Gamza Holding AD-Sofia	1	100	440.00	BGN	4.4000	4.4000	4.4000	4.4000	25.03.2024
GR6	Gradus AD-Stara Zagora	89	1 830 899	3 088 461.15	BGN	1.6869	1.4300	1.6966	1.6000	28.03.2024
GTH	Galata Investment Company AD	47	3 124 100	7 973 961.70	BGN	2.5524	2.5400	2.7141	2.5600	25.03.2024
HCEN	Holding Center AD	1	15	594.00	BGN	39.6000	39.6000	39.6000	39.6000	28.03.2024
HES	Hydraulic Elements and Systems /HES/ AD-Yambol	39	8 845	49 302.35	BGN	5.5740	5.4549	5.8091	5.5500	27.03.2024
HIKA	Industrial Capital Holding AD-Sofia	16	3 386	9 749.04	BGN	2.8792	2.7970	2.9874	2.8000	28.03.2024
HLEV	Zlaten Lev Holding AD	18	5 021	20 224.40	BGN	4.0280	3.4000	4.2228	4.4600	28.03.2024
HNVK	Holding Nov Vek AD	10	82 658	1 735 818.00	BGN	21.0000	21.0000	21.0000	21.0000	27.03.2024
HRZ	Rodna Zemya Holding AD	25	610 224	1 842 876.48	BGN	3.0200	3.0200	3.0200	3.0200	27.03.2024
HSI	Sila Holding AD	9	60 150	178 044.00	BGN	2.9600	2.9600	2.9600	2.9600	25.03.2024
HSOF	Holding Sveta Sofia AD-Sofia	5	105 744	353 200.96	BGN	3.3402	3.3400	3.5000	3.5000	28.03.2024
HVAR	Holding Varna AD	113	47 901	2 136 974.20	BGN	44.6123	44.1200	45.0000	44.0000	28.03.2024
IBG	Investor.BG AD-Sofia	12	2 480	52 080.00	BGN	21.0000	21.0000	21.0000	21.0000	28.03.2024
IDH	Industry Development Holding AD	37	120 594	306 326.76	BGN	2.5401	2.5400	2.6600	2.5400	27.03.2024
IHB	Industrial Holding Bulgaria PLC-Sofia	20	63 119	105 613.90	BGN	1.6732	1.6701	1.8000	1.8000	28.03.2024
LAV	Lavena AD	4	614	1 212.40	BGN	1.9746	1.8500	2.2000	1.8500	25.03.2024
MSH	M+S Hydraulic AD-Kazanlak	64	5 666	59 959.70	BGN	10.5823	10.2359	11.0098	11.1000	28.03.2024
NEOH	Neochim AD	150	8 495	167 196.65	BGN	19.6818	18.1354	22.1629	18.1500	28.03.2024
NGAZ	Oil and Gas Exploration and Production AD-Sofia	1	150	930.00	BGN	6.2000	6.2000	6.2000	6.2000	28.03.2024
NLC	Neo London Capital PLC	12	322	64 408.00	BGN	200.0248	200.0000	204.0000	200.0000	26.03.2024

Trade by Issues

March
2024

Issue	Issuer	Trades	Volume (lots)	Turnover (BGN)	Trading currency	Weighted & Corrected Values			Closing price	As from
						Average price	Min. price	Max. price		
ODES	Odessos Shiprepair Yard AD-Varna	2	4	1 320.00	BGN	330.0000	330.0000	330.0000	330.0000	28.03.2024
PET	Petrol AD	61	21 338	24 394.35	BGN	1.1432	1.0100	1.3425	1.0100	28.03.2024
SCOM	Sofia Commerce-Pawn Brokerage AD	37	10 503	38 157.14	BGN	3.5760	3.4773	3.7162	3.5600	28.03.2024
SFT	Sopharma Trading AD-Sofia	168	72 767	419 847.85	BGN	5.7698	5.6892	5.9393	5.7500	28.03.2024
SKEH	SS Konstantine and Elena Holding AD	6	710	15 480.00	BGN	21.8028	21.8000	22.0000	21.8000	06.03.2024
SNRG	Synergon Holding AD-Sofia	28	38 653	47 188.55	BGN	1.2208	1.2000	1.4500	1.2000	27.03.2024
SPDY	Speedy AD-Sofia	13	226	32 270.00	BGN	142.7876	132.0000	144.4891	134.0000	28.03.2024
SPH	Stara Planina Hold AD-Sofia	8	2 055	21 087.00	BGN	10.2613	10.2000	10.6000	10.2000	26.03.2024
SYN	Syntheticca AD-Sofia	10	60	3 310.00	BGN	55.1667	54.7500	55.5000	55.5000	27.03.2024
T57	Trace Group Hold AD-Sofia	14	2 758	11 335.36	BGN	4.1100	4.0200	4.3000	4.0400	28.03.2024
TBS	Telelink Business Services Group AD	43	4 916	45 360.00	BGN	9.2270	9.1000	9.3208	9.3000	27.03.2024
TCH	TK-Hold PLC	7	400	3 122.50	BGN	7.8063	7.4000	8.2000	8.0000	25.03.2024
THQM	Tchaikapharma High Quality Medicines AD	10	511	8 783.50	BGN	17.1888	17.1000	17.3000	17.3000	27.03.2024
TIB	Telematic Interactive Bulgaria AD-Sofia	116	10 970	174 327.60	BGN	15.5422	14.8219	16.1797	16.2000	28.03.2024
TOPL	Toplivo AD-Sofia	9	9 214	73 576.65	BGN	7.9853	7.9840	8.0000	8.0000	26.03.2024
TXIM	CB Texim Bank AD-Sofia	41	71 040	248 636.00	BGN	3.4999	3.4600	3.5000	3.5000	28.03.2024
VAM	Velgraf Asset Management AD-Sofia	10	499 715	2 338 666.20	BGN	4.6800	4.6800	4.6800	4.6800	27.03.2024
WMG	Web Media Group AD-Sofia	1	200	320.00	BGN	1.6000	1.6000	1.6000	1.6000	28.03.2024
ZHBG	Zarneni Hrani Bulgaria AD-Sofia	14	45 577	5 903.96	BGN	0.1295	0.1267	0.1330	0.1330	28.03.2024

Special Purpose Vehicles Segment

Issue	Issuer	Trades	Volume (lots)	Turnover (BGN)	Trading currency	Weighted & Corrected Values			Closing price	As from
						Average price	Min. price	Max. price		
AKTV	Aktiv Properties REIT	4	1 053	7 408.60	BGN	7.0357	6.2000	7.2154	6.7500	28.03.2024
ALT	Alteron REIT	8	16 095	402 378.00	BGN	25.0002	25.0000	25.2000	25.0000	27.03.2024
ATER	Advance Terrafund REIT-Sofia	190	77 545	259 073.02	BGN	3.3409	3.3273	3.3800	3.3400	28.03.2024
BPF	Bravo Property Fund REIT	10	38 930	41 828.90	BGN	1.0745	1.0700	1.0900	1.0900	26.03.2024
BREF	Bulgarian Real Estate Fund REIT-Sofia	100	55 831	143 821.84	BGN	2.5760	2.5245	2.6046	2.5800	28.03.2024
BSP	Balkan and Sea Properties REIT-Varna	14	113 860	2 618 780.00	BGN	23.0000	23.0000	23.0000	23.0000	27.03.2024
CAPM	Capital Management SPV-Sofia	2	10	780.00	BGN	78.0000	78.0000	78.0000	78.0000	28.03.2024
EXPR	Exclusive Property REIT-Sofia	12	79 838	159 676.00	BGN	2.0000	2.0000	2.0000	2.0000	27.03.2024
FAM	Finance Assistance Management SPV	2	750	3 075.00	BGN	4.1000	4.1000	4.1000	4.1000	11.03.2024
FPP	FairPlay Properties REIT-Sofia	1	1 104	1 037.76	BGN	0.9400	0.9400	0.9400	0.9400	14.03.2024
LAND	Bulland Investments REIT-Sofia	4	5 200	4 668.00	BGN	0.8977	0.8960	0.9400	0.9000	27.03.2024
PREM	Premier Fund REIT	10	27 130	360 841.80	BGN	13.3005	13.3004	13.4000	13.4000	27.03.2024
RPF	Roi Property Fund REIT	12	112 200	948 092.45	BGN	8.4500	8.4500	8.4500	8.5000	27.03.2024
SBPF	Super Borovetz Property Fund REIT	27	373 333	1 127 422.46	BGN	3.0199	2.9000	3.0200	3.0200	27.03.2024
SFB	Sopharma Buildings REIT	21	4 394	66 813.50	BGN	15.2056	15.0000	15.8615	15.8000	26.03.2024
SFI	Sopharma Properties REIT-Sofia	11	760	6 631.00	BGN	8.7250	8.1000	9.0286	8.7000	28.03.2024

Trade by Issues

March
2024

Bonds Segment

Issue	Issuer	Trades	Volume (lots)	Turnover (BGN)	Trading currency	Clean Prices (% of nominal)			As from	
						Average price	Min. price	Max. price		
OFDE	Finance Direct AD	4	75	73 397.73	EUR	98.7500	98.6000	98.8400	98.8400	26.03.2024
OZ4A	Zenith Investment Holding AD-Sofia	15	4 438	3 613 855.67	EUR	100.3500	100.3500	100.3500	100.3500	25.03.2024
5L3A	Chernomorski Holding AD	6	3 183	1 654 638.20	BGN	101.5000	101.5000	101.5000	101.5000	15.03.2024
6R1A	Industry Development Holding AD	9	4 805	1 915 057.56	EUR	100.6500	100.6500	100.6500	100.6500	25.03.2024
8AVA	Asterion Bulgaria AD	1	1	851.97	EUR	100.0000	100.0000	100.0000	100.0000	06.03.2024
AKTB	Aktiv Properties REIT	2	300	304 515.41	BGN	100.1000	100.1000	100.1000	100.1000	19.03.2024
B2GA	Bulgarian Airways Group EAD-Sofia	3	474	191 999.53	BGN	100.4000	100.4000	100.4000	100.4000	21.03.2024
BAMB	CB Bulgarian American Credit Bank AD-Sofia	1	1	98 793.83	EUR	100.0000	100.0000	100.0000	100.0000	05.03.2024
BFHB	Bulgarian Financial House AD	4	1 420	2 810 980.52	EUR	100.0000	100.0000	100.0000	100.0000	14.03.2024
BSPB	Balkan and Sea Properties REIT-Varna	1	2 735	2 803 575.87	BGN	100.5000	100.5000	100.5000	100.5000	15.03.2024
CHLB	Chernomorski Holding AD	1	100	200 615.46	EUR	100.1000	100.1000	100.1000	100.1000	15.03.2024
E8DC	ELG AD	4	108	108 376.76	BGN	100.0000	100.0000	100.0100	100.0000	06.03.2024
FPMB	Finance Plus Management Holding AD	1	500	1 001 188.25	EUR	100.1500	100.1500	100.1500	100.1500	28.03.2024
HLEA	Zlaten Lev Holding AD	1	3 000	3 048 802.05	BGN	100.1000	100.1000	100.1000	100.1000	27.03.2024
HNVB	Holding Nov Vek AD	10	3 400	3 466 485.94	BGN	100.1700	100.1500	100.1784	100.1500	19.03.2024
ITFA	ITF Group AD-Sofia	2	2	1 246.77	BGN	100.4000	100.4000	100.4000	100.4000	20.03.2024
KBAB	K B Agro Industry EAD	17	3 692	3 760 211.01	BGN	100.5000	100.5000	100.5000	100.5000	19.03.2024
SKEB	SS Konstantine and Elena Holding AD	2	1 600	1 616 252.33	BGN	100.1000	100.1000	100.1000	100.1000	15.03.2024
VAMB	Velgraf Asset Management AD-Sofia	1	60	103 577.81	EUR	100.0000	100.0000	100.0000	100.0000	28.03.2024

Compensatory Instruments Segment

Issue	Issuer	Trades	Volume (lots)	Turnover (BGN)	Trading currency	Weighted Values			Closing price	As from
						Average price	Min. price	Max. price		
BLKB	Housing compensation notes under the CONP Act	11	61 140	20 526.00	BGN	0.3357	0.2720	0.3470	0.3470	25.03.2024
BLKC	Registered compensation vouchers under the OUFL Act and RLFLFF Act	25	173 021	134 734.23	BGN	0.7787	0.7576	0.8000	0.7800	27.03.2024
BLKD	Compensation notes under the CONP Act	13	102 352	34 481.33	BGN	0.3369	0.2780	0.3500	0.3500	26.03.2024

Exchange Traded Products Segment

Issue	Issuer	Trades	Volume (lots)	Turnover (BGN)	Trading currency	Weighted Values			Closing price	As from
						Average price	Min. price	Max. price		
BGX	Expat Bulgaria SOFIX UCITS ETF	36	83 475	96 702.22	BGN	1.1585	1.1413	1.1800	1.1700	27.03.2024
BGXS	Expat Bulgaria Short SOFIX	3	33 245	17 770.59	BGN	0.5345	0.5345	0.5345	0.5360	07.03.2024
CCR7	Concord Fund-7 South-East Europe	1	30	426.00	BGN	14.2000	14.2000	14.2000	14.2000	18.03.2024
DYN	NIF Dynamic	1	40	460.00	BGN	11.5000	11.5000	11.5000	11.5000	28.03.2024
GLDX	Expat Gold	16	50 000	117 362.57	EUR	1.2001	1.1738	1.2181	1.2140	27.03.2024
SFAW	Sopharma AD	13	3 053	6 621.19	BGN	2.1688	2.1351	2.4501	2.2000	20.03.2024

Subscription Rights Segment

Issue	Issuer	Trades	Volume (lots)	Turnover (BGN)	Trading currency	Weighted Values			Closing price	As from
						Average price	Min. price	Max. price		
BNR2	Bianor Holding AD	94	5 607 078	260 105.23	BGN	0.0464	0.0323	0.4991	0.4000	28.03.2024
DUH2	Doverie United Holding PLC	106	8 305 483	83 054.83	BGN	0.0100	0.0100	0.0100	0.0100	07.03.2024
OPB1	Opportunity Bulgaria Investment AD	2	900 000	900.00	BGN	0.0010	0.0010	0.0010	0.0010	22.03.2024

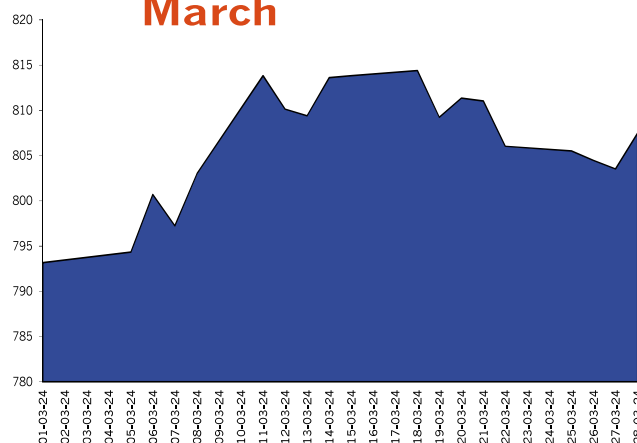
Total trading statistics on a regulated market with indices components

Index	Volume Traded		Value Traded		Trades	
	Total volume (lots)	% of total volume	Total turnover (BGN)	% of total turnover	All trades #	% of all trades
SOFIX	3 265 947	29.27%	13 412 655.39	33.26%	3 212	64.39%
BGBX 40	9 396 215	84.21%	31 977 903.79	79.29%	4 621	92.64%
BG REIT	737 175	6.61%	5 164 615.27	12.81%	365	7.32%
BG TR30	9 981 222	89.45%	33 475 210.53	83.00%	3 757	75.32%

Market capitalisation of indices components

Index	Total (BGN)	% of total capitalization
SOFIX	4 995 743 934.17	39.30%
BGBX 40	7 818 420 230.78	61.51%
BG REIT	772 467 188.34	6.08%
BG TR30	7 397 728 040.19	58.20%

SOFIX in March

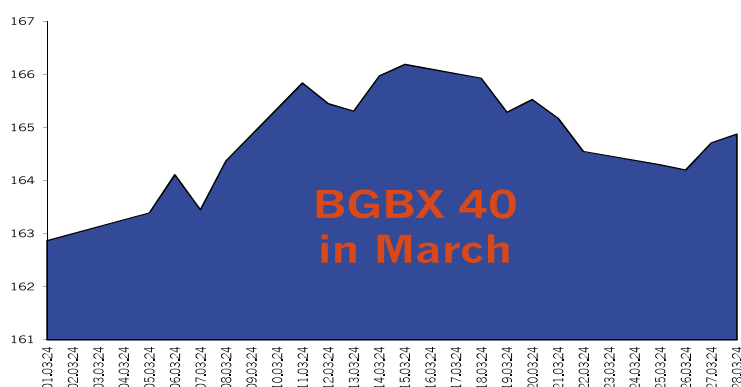


SOFIX Components

Issuer	Min. price	Max. price	Volume (lots)	Trades	Turnover (BGN)
Agria Group Holding AD	19.0000	20.3000	21 275	199	417 253.45
Advance Terrafund REIT-Sofia	3.3100	3.3900	77 545	190	259 073.02
Bulgarian Stock Exchange AD	14.9500	15.8000	39 355	272	598 262.50
Doverie United Holding PLC	8.9200	9.3000	67 988	276	618 064.96
Eurohold Bulgaria AD	1.2300	1.3000	320 945	56	408 521.04
Elana Agrocredit AD	1.0500	1.1100	343 383	105	369 517.41
M+S Hydraulic AD-Kazanlak	10.1000	11.1000	5 666	64	59 959.70
Sirma Group Holding AD	0.6900	0.7500	1 618 458	159	1 178 092.32
Sopharma AD	6.1600	6.6800	165 334	549	1 054 936.64
CB First Investment Bank AD-Sofia	2.4000	2.8600	203 449	244	527 295.86
CB Central Cooperative Bank AD	1.5000	1.5700	67 309	28	105 071.20
Bulgarian Real Estate Fund REIT-Sofia	2.5000	2.6400	55 831	100	143 821.84
Chimimport AD	0.6820	0.7220	148 088	123	103 187.45
Holding Varna AD	43.6000	45.0000	47 901	113	2 136 974.20
Shelly Group AD	58.6000	70.0000	83 420	734	5 432 623.80

BGBX 40 Components

Issuer	Min. price	Max. price	Volume (lots)	Trades	Turnover (BGN)
Agria Group Holding AD	19.0000	20.3000	21 275	199	417 253.45
Advance Terrafund REIT-Sofia	3.3100	3.3900	77 545	190	259 073.02
Albena AD	25.4000	27.0000	9 190	25	247 756.00
Alcomet AD-Shumen	6.4000	7.0000	12 956	57	85 151.60
Bianor Holding AD	3.9200	4.5000	139 435	155	592 224.40
Billboard AD-Sofia	0.4420	0.5350	19 810	14	9 320.35
Balkan and Sea Properties REIT-Varna	23.0000	23.0000	113 860	14	2 618 780.00
Bulgarian Stock Exchange AD	14.9500	15.8000	39 355	272	598 262.50
Velgraf Asset Management AD-Sofia	4.6800	4.6800	499 715	10	2 338 666.20
Gradus AD-Stara Zagora	1.4200	1.7000	1 830 899	89	3 088 461.15
Doverie United Holding PLC	8.9200	9.3000	67 988	276	618 064.96
Eurohold Bulgaria AD	1.2300	1.3000	320 945	56	408 521.04
Elana Agrocredit AD	1.0500	1.1100	343 383	105	369 517.41
EMKA AD-Sevlievo	1.9800	2.0800	26 584	52	53 678.54
Zlaten Lev Holding AD	3.4000	4.4600	5 021	18	20 224.40
Zarneni Hrani Bulgaria AD-Sofia	0.1260	0.1330	45 577	14	5 903.96
Eleven Capital AD-Sofia	16.9000	17.7000	4 203	52	72 454.40
Galata Investment Company AD	2.5400	2.8400	3 124 100	47	7 973 961.70
Korado Bulgaria AD	4.2400	4.3600	3 785	30	16 283.56
Monbat AD	3.1000	3.7800	41 157	120	140 071.16
M+S Hydraulic AD-Kazanlak	10.1000	11.1000	5 666	64	59 959.70
Neochim AD	18.0000	22.4000	8 495	150	167 196.65
Petrol AD	0.8300	1.3600	21 338	61	24 394.35
Synergon Holding AD-Sofia	1.2000	1.4500	38 653	28	47 188.55
Sirma Group Holding AD	0.6900	0.7500	1 618 458	159	1 178 092.32
Sopharma AD	6.1600	6.6800	165 334	549	1 054 936.64
Sopharma Buildings REIT	15.0000	15.9000	4 394	21	66 813.50
Sopharma Trading AD-Sofia	5.6000	5.9500	72 767	168	419 847.85
Sofia Commerce-Pawn Brokerage AD	3.4600	3.8200	10 503	37	38 157.14
Stara Planina Hold AD-Sofia	10.2000	10.6000	2 055	8	21 087.00
CB First Investment Bank AD-Sofia	2.4000	2.8600	203 449	244	527 295.86
CB Texim Bank AD-Sofia	3.4600	3.5000	71 040	41	248 636.00
CB Central Cooperative Bank AD	1.5000	1.5700	67 309	28	105 071.20
Telelink Business Services Group AD	9.0500	9.3500	4 916	43	45 360.00
Telematic Interactive Bulgaria AD-Sofia	15.1000	16.6000	10 970	116	174 327.60
Bulgarian Real Estate Fund REIT-Sofia	2.5000	2.6400	55 831	100	143 821.84
Hydraulic Elements and Systems /HES/ AD-Yambol	5.4500	5.8500	8 845	39	49 302.35
Chimimport AD	0.6820	0.7220	148 088	123	103 187.45
Holding Varna AD	43.6000	45.0000	47 901	113	2 136 974.20
Shelly Group AD	58.6000	70.0000	83 420	734	5 432 623.80

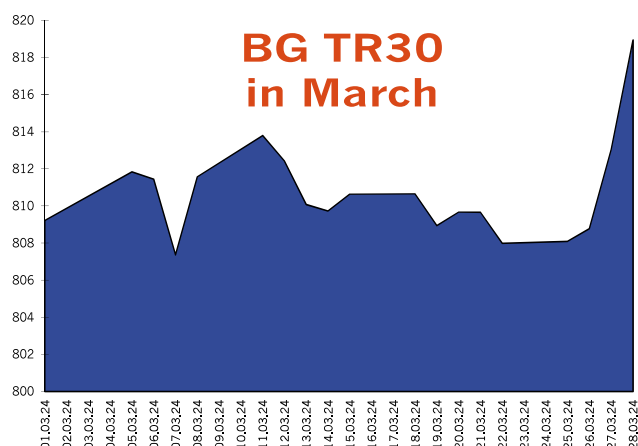
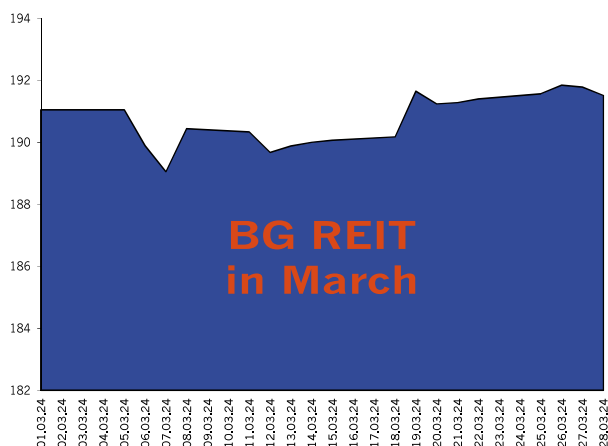


BG REIT Components

Issuer	Min. price	Max. price	Volume (lots)	Trades	Turnover (BGN)
Advance Terrafund REIT-Sofia	3.3100	3.3900	77 545	190	259 073.02
Balkan and Sea Properties REIT-Varna	23.0000	23.0000	113 860	14	2 618 780.00
Roi Property Fund REIT	8.4500	8.5000	112 200	12	948 092.45
Sopharma Buildings REIT	15.0000	15.9000	4 394	21	66 813.50
Super Borovetz Property Fund REIT	2.9000	3.0200	373 333	27	1 127 422.46
Bulgarian Real Estate Fund REIT-Sofia	2.5000	2.6400	55 831	100	143 821.84
CCB Real Estate Fund REIT-Sofia	51.0000	51.0000	12	1	612.00

BG TR30 Components

Issuer	Min. price	Max. price	Volume (lots)	Trades	Turnover (BGN)
Agria Group Holding AD	19.0000	20.3000	21 275	199	417 253.45
Advance Terrafund REIT-Sofia	3.3100	3.3900	77 545	190	259 073.02
Balkan and Sea Properties REIT-Varna	23.0000	23.0000	113 860	14	2 618 780.00
Bulgarian Stock Exchange AD	14.9500	15.8000	39 355	272	598 262.50
Velgraf Asset Management AD-Sofia	4.6800	4.6800	499 715	10	2 338 666.20
Gradus AD-Stara Zagora	1.4200	1.7000	1 830 899	89	3 088 461.15
Doverie United Holding PLC	8.9200	9.3000	67 988	276	618 064.96
Eurohold Bulgaria AD	1.2300	1.3000	320 945	56	408 521.04
Elana Agrocredit AD	1.0500	1.1100	343 383	105	369 517.41
Zlaten Lev Holding AD	3.4000	4.4600	5 021	18	20 224.40
Eleven Capital AD-Sofia	16.9000	17.7000	4 203	52	72 454.40
Galata Investment Company AD	2.5400	2.8400	3 124 100	47	7 973 961.70
Capital Management SPV-Sofia	78.0000	78.0000	10	2	780.00
M+S Hydraulic AD-Kazanlak	10.1000	11.1000	5 666	64	59 959.70
Rodna Zemya Holding AD	3.0200	3.0200	610 224	25	1 842 876.48
Synthetica AD-Sofia	54.5000	55.5000	60	10	3 310.00
Sirma Group Holding AD	0.6900	0.7500	1 618 458	159	1 178 092.32
Sopharma AD	6.1600	6.6800	165 334	549	1 054 936.64
Sopharma Buildings REIT	15.0000	15.9000	4 394	21	66 813.50
Sopharma Trading AD-Sofia	5.6000	5.9500	72 767	168	419 847.85
Stara Planina Hold AD-Sofia	10.2000	10.6000	2 055	8	21 087.00
Super Borovetz Property Fund REIT	2.9000	3.0200	373 333	27	1 127 422.46
CB First Investment Bank AD-Sofia	2.4000	2.8600	203 449	244	527 295.86
CB Texim Bank AD-Sofia	3.4600	3.5000	71 040	41	248 636.00
CB Central Cooperative Bank AD	1.5000	1.5700	67 309	28	105 071.20
Bulgarian Real Estate Fund REIT-Sofia	2.5000	2.6400	55 831	100	143 821.84
Chimimport AD	0.6820	0.7220	148 088	123	103 187.45
Himsnab Bulgaria AD-Sofia	61.0000	61.0000	3 594	13	219 234.00
Holding Varna AD	43.6000	45.0000	47 901	113	2 136 974.20
Shelly Group AD	58.6000	70.0000	83 420	734	5 432 623.80



Financial Ratios

March
2024

Premium Equities Segment* (based on non-consolidated reports**)

Issue	Issuer	P / E	P / S	P / B	P / EBIT	ROA	EBIT / Total Asts.	ROE	EBIT / Equity	Current Ratio	Debt / Equity	Assets Turnover
AGH	Agria Group Holding AD	14.65	7.71	1.29	9.82	0.05	0.07	0.09	0.13	0.60	0.48	0.09
BSE	Bulgarian Stock Exchange AD	51.60	15.22	6.27	44.34	0.09	0.09	0.11	0.11	6.34	0.09	0.31
CCB	CB Central Cooperative Bank AD	2.31	0.78	0.26		0.01		0.12			0.91	
FIB	CB First Investment Bank AD-Sofia	2.69	0.69	0.25		0.01		0.09			0.89	
CHIM	Chimimport AD	7.12	2.97	0.15	5.65	0.02	0.02	0.02	0.03	1.87	0.15	0.04
KBG	Korado Bulgaria AD	16.09	1.45	2.29	10.95	0.11	0.13	0.15	0.17	4.55	0.22	1.21
MONB	Monbat AD	41.78	0.38	0.77	6.05	0.01	0.04	0.02	0.08	1.29	0.57	0.87
SLYG	Shelly Group AD	154.72	105.55	36.54	153.92	0.25	0.25	0.27	0.27	14.50	0.06	0.36
SGH	Sirma Group Holding AD	28.96	6.14	0.61	19.62	0.02	0.02	0.02	0.02	4.82	0.19	0.08
SFA	Sopharma AD	16.76	2.74	1.71	10.40	0.06	0.07	0.08	0.10	1.44	0.34	0.38

Premium Equities Segment* (based on consolidated reports**)

Issue	Issuer	P / E	P / S	P / B	P / EBIT	ROA	EBIT / Total Asts.	ROE	EBIT / Equity	Current Ratio	Debt / Equity	Assets Turnover
AGH	Agria Group Holding AD	5.05	0.17	0.43	1.90	0.04	0.07	0.09	0.14	1.13	0.54	1.23
BSE	Bulgarian Stock Exchange AD	7.92	3.74	3.09	6.69	0.03	0.04	0.45	0.50	1.05	0.91	0.07
CCB	CB Central Cooperative Bank AD	2.26	0.73	0.26		0.01		0.12			0.91	
FIB	CB First Investment Bank AD-Sofia	2.32	0.62	0.23		0.01		0.11			0.89	
CHIM	Chimimport AD	3.25	0.01	0.11	0.78	0.00	0.01	0.03	0.07	1.22	0.86	1.46
MONB	Monbat AD	11.34	0.32	0.57	2.69	0.02	0.05	0.05	0.10	1.40	0.55	0.77
SLYG	Shelly Group AD	36.20	8.20	11.03	31.32	0.32	0.35	0.37	0.41	6.61	0.14	1.39
SGH	Sirma Group Holding AD		0.54	0.59	17.56					2.77	0.17	0.76
SFA	Sopharma AD	9.15	0.46	1.46	4.90	0.07	0.09	0.13	0.17	1.29	0.50	1.38

Standard Equities Segment* (based on non-consolidated reports**)

Issue	Issuer	P / E	P / S	P / B	P / EBIT	ROA	EBIT / Total Asts.	ROE	EBIT / Equity	Current Ratio	Debt / Equity	Assets Turnover
ALB	Albena AD	62.33	1.22	0.22	5.51	0.00	0.01	0.00	0.01	0.73	0.18	0.15
ALCM	Alcomet AD-Shumen		0.28	0.42	5.58		0.00			1.37	0.37	0.91
ASKR	Asenova Krepost AD	3307.92	3.49	1.69	32.21	0.00	0.02	0.00	0.03	9.17	0.40	0.29
BNR	Bianor Holding AD		12.85	1.70						0.54	0.24	0.04
BBRD	Billboard AD-Sofia	6.67	0.58	0.59	2.66	0.05	0.07	0.10	0.13	0.96	0.46	0.57
BRP	Bulgarian River Shipping AD-Ruse		1.35	0.36	25.05	0.00	0.00	0.00	0.00	2.49	0.09	0.23
BMTL	Bulmetal AD			0.99	1.72					0.90	0.50	
TXIM	CB Texim Bank AD-Sofia	48.22	5.08	2.04		0.00		0.04			0.91	
DUH	Doverie United Holding PLC	194.63	34.23	4.10	77.11	0.01	0.02	0.02	0.05	0.20	0.43	0.07
EAC	Elana Agrocredit AD	14.54	2.09	0.92	8.57	0.04	0.07	0.06	0.11	2.69	0.44	0.28
11C	Eleven Capital AD-Sofia	3.70	3.24	1.07	3.34	0.29	0.32	0.31	0.35	3.31	0.08	0.33
ELHM	Elhim Iskra AD-Pazardzhik		0.55	0.59	19.98					6.58	0.14	0.94
EMKA	EMKA AD-Sevlievo	7.01	0.45	1.41	5.18	0.13	0.15	0.15	0.16	20.32	0.05	2.07
ETR	Etropal AD-Etropole	128.65	2.03	2.61	15.73	0.01	0.03	0.02	0.06	0.68	0.55	0.60
EUBG	Eurohold Bulgaria AD		37.55	1.51				0.00	0.00	0.15	0.65	0.01
FZLS	Fazerles AD-Silistra		0.44	0.41						15.99	0.07	0.80
FORM	Formoplast AD-Kardzhali	248.10	14.10	2.56	102.16	0.01	0.01	0.01	0.01	1.49	0.07	0.17
GTH	Galata Investment Company AD	19504.64	657.46	2.24	15958.34	0.00	0.00	0.00	0.00	97.33		
GR6	Gradus AD-Stara Zagora	76.01	61.70	1.21	74.27	0.02	0.02	0.02	0.02	505.08		0.02
CHSB	Himsnab Bulgaria AD-Sofia	52.07	121.37	1.64	43.11	0.03	0.03	0.03	0.04	3.20	0.20	0.01
HCEN	Holding Center AD	272.39	9.34	1.09	16.60	0.00	0.03	0.00	0.07	1.87	0.63	0.04
HNVK	Holding Nov Vek AD	76.80	17.34	1.80	29.56	0.01	0.03	0.02	0.06	2.58	0.53	0.05
HSOF	Holding Sveta Sofia AD-Sofia	1122.37	7.95	0.92	10.71	0.00	0.03	0.00	0.09	1.16	0.70	0.04
HVAR	Holding Varna AD	113.60	47.14	1.41	58.34	0.01	0.02	0.01	0.02	2.66	0.19	0.02

* Ratios are calculated on the base of the last weighted-average price as of the end of the month

** Financial reports data (ttm)

Methodology for Calculation of Financial Ratios is available at http://download.bse-sofia.bg/pdf/methodology_en.pdf

Financial Ratios

March
2024

Issue	Issuer	P / E	P / S	P / B	P / EBIT	ROA	EBIT / Total Asts.	ROE	EBIT / Equity	Current Ratio	Debt / Equity	Assets Turnover
HES	Hydraulic Elements and Systems /HES/ AD-Yambol	24.43	1.18	2.06	11.70	0.06	0.08	0.09	0.10	2.11	0.21	1.33
HIKA	Industrial Capital Holding AD-Sofia	13.81	8.93	1.54	13.76	0.10	0.10	0.11	0.11	6.37	0.08	0.16
IHB	Industrial Holding Bulgaria PLC-Sofia	28.02	15.80	0.66	26.52	0.02	0.02	0.02	0.02	6.20	0.08	0.04
IDH	Industry Development Holding AD	59.23	5.06	1.02	7.18	0.00	0.03	0.02	0.14	1.63	0.76	0.05
IBG	Investor.BG AD-Sofia	96.37	10.78	2.41	67.04	0.02	0.02	0.03	0.03	1.91	0.14	0.19
LAV	Lavena AD	12.07	0.77	0.70	4.81	0.04	0.05	0.06	0.07	3.01	0.23	0.69
MSH	M+S Hydraulic AD-Kazanlak	12.61	1.88	3.31	8.84	0.21	0.23	0.28	0.31	3.41	0.20	1.40
NLC	Neo London Capital PLC	99.95	7.36	1.05	10.19	0.00	0.03	0.01	0.10	1.39	0.72	0.04
NEOH	Neochim AD		0.17	0.33						11.92	0.08	1.56
ODES	Odessos Shiprepair Yard AD-Varna	11.45	2.00	2.05	8.43	0.17	0.19	0.19	0.21	4.20	0.11	0.97
NGAZ	Oil and Gas Exploration and Production AD-Sofia	32.57	2.81	0.76	9.94	0.02	0.02	0.02	0.03	2.53	0.21	0.22
PET	Petrol AD		0.05	2.00	2.01		0.01		0.08	1.03	0.96	2.44
HRZ	Rodna Zemya Holding AD	412.57	33.74	2.16	44.96	0.00	0.02	0.01	0.05	7.63	0.61	0.02
GAMZ	Severcoop Gamza Holding AD-Sofia	14.90	5.88	0.89	7.14	0.03	0.06	0.06	0.13	2.81	0.54	0.07
HSI	Sila Holding AD	173.70	28.60	1.97	34.62	0.00	0.02	0.01	0.06	2.62	0.63	0.03
SCOM	Sofia Commerce-Pawn Brokerage AD	8.09	3.29	1.92	6.53	0.21	0.24	0.28	0.33	3.42	0.28	0.51
SFT	Sopharma Trading AD-Sofia	5.97	0.15	1.19	3.78	0.06	0.08	0.22	0.28	1.16	0.69	2.50
SPDY	Speedy AD-Sofia	18.40	2.28	6.69	10.45	0.18	0.21	0.40	0.46	1.28	0.54	1.49
SKEH	SS Konstantine and Elena Holding AD	94.84	4.55	1.14	22.37	0.01	0.02	0.01	0.04	0.77	0.55	0.12
SPH	Stara Planina Hold AD-Sofia	23.04	19.52	4.54	23.04	0.17	0.17	0.20	0.20	1.65	0.14	0.20
SNRG	Synergon Holding AD-Sofia	1.06	0.88	0.13	1.01	0.13	0.13	0.13	0.14	3.49	0.04	0.15
SYN	Synthetica AD-Sofia		123.70	25.64	2162.34		0.00		0.01	0.27	0.93	0.02
THQM	Tchaikapharma High Quality Medicines AD	429.96	30.11	13.92	202.25	0.03	0.04	0.03	0.04	5.28	0.14	0.40
TBS	Telelink Business Services Group AD	21.90	14.25	4.81	21.83	0.24	0.23	0.24	0.24	21.21	0.01	0.36
TIB	Telematic Interactive Bulgaria AD-Sofia	9.84	1.85	3.71	8.67	0.30	0.34	0.38	0.43	3.45	0.24	1.60
TCH	TK-Hold PLC	192.43	50.71	3.50	129.38	0.01	0.01	0.02	0.03	0.97	0.57	0.03
TOPL	Toplivo AD-Sofia		0.20	0.53						2.41	0.30	1.75
T57	Trace Group Hold AD-Sofia	5.89	0.29	0.66	4.30	0.06	0.07	0.12	0.14	1.25	0.59	1.14
VAM	Velgraf Asset Management AD-Sofia	421.44	46.60	2.73	56.10	0.00	0.02	0.01	0.04	6.03	0.51	0.03
WMG	Web Media Group AD-Sofia		7.03	3.12	20.56					2.65	0.68	0.12
ZHBG	Zarneni Hrani Bulgaria AD-Sofia	192.76	6.88	0.10	14.81	0.00	0.01	0.00	0.01	1.80	0.18	0.01
HLEV	Zlaten Lev Holding AD	364.96	57.50	3.79	364.96	0.01	0.01	0.01	0.01	6.52	0.83	0.03

Standard Equities Segment* (based on consolidated reports**)

Issue	Issuer	P / E	P / S	P / B	P / EBIT	ROA	EBIT / Total Asts.	ROE	EBIT / Equity	Current Ratio	Debt / Equity	Assets Turnover
ALB	Albena AD	119.93	0.86	0.23	4.51	0.00	0.01	0.00	0.01	0.89	0.20	0.21
ALCM	Alcomet AD-Shumen		0.28	0.42	5.45		0.00		0.00	1.40	0.37	0.92
ASKR	Asenova Krepost AD			1.70	22.07					3.19	0.26	
BNR	Bianor Holding AD		0.85	1.87	46.58	0.00	0.00	0.00	0.00	1.45	0.36	0.58
BBRD	Billboard AD-Sofia	3.62	0.17	0.32	1.20	0.04	0.08	0.10	0.14	1.05	0.41	0.94
BRP	Bulgarian River Shipping AD-Ruse		1.05	0.34	15.48					3.23	0.09	0.28
BMTL	Bulmetal AD			0.91	0.40					1.08	0.61	
TXIM	CB Texim Bank AD-Sofia	46.54	4.90	2.04		0.00		0.05			0.91	
DUH	Doverie United Holding PLC	2.71	0.32	0.40	0.89	0.02	0.06	0.16	0.34	1.59	0.81	0.20
ETR	Etropal AD-Etropole	173.23	1.97	2.68	17.50	0.01	0.02	0.02	0.05	1.01	0.56	0.61
EUBG	Eurohold Bulgaria AD		0.07	1.40	2.02		0.02		0.20	1.57	0.90	1.58
GR6	Gradus AD-Stara Zagora		2.64	1.37						5.09	0.12	0.42
CHSB	Himsnab Bulgaria AD-Sofia	16.92	2.42	1.15	11.18	0.04	0.06	0.07	0.09	2.42	0.29	0.29
HCEN	Holding Center AD	119.45	9.11	1.05	16.02	0.00	0.03	0.01	0.07	1.86	0.62	0.05
HNVK	Holding Nov Vek AD	259.49	2.65	2.13	18.14	0.00	0.02	0.01	0.08	2.29	0.69	0.23
HSOF	Holding Sveta Sofia AD-Sofia	101.44	2.28	0.90	5.04	0.00	0.03	0.01	0.12	1.28	0.75	0.08

* Ratios are calculated on the base of the last weighted-average price as of the end of the month

** Financial reports data (ttm)

Methodology for Calculation of Financial Ratios is available at http://download.bse-sofia.bg/pdf/methodology_en.pdf

Financial Ratios

March
2024

Issue	Issuer	P / E	P / S	P / B	P / EBIT	ROA	EBIT / Total Asts.	ROE	EBIT / Equity	Current Ratio	Debt / Equity	Assets Turnover
HVAR	Holding Varna AD	139.86	3.07	1.51	16.95	0.00	0.02	0.01	0.05	1.27	0.50	0.20
HIKA	Industrial Capital Holding AD-Sofia	4.47	0.11	0.58	0.68	0.04	0.19	0.14	0.24	4.86	0.18	1.44
IHB	Industrial Holding Bulgaria PLC-Sofia	27.90	1.41	0.46	8.06	0.01	0.02	0.02	0.02	5.01	0.11	0.29
IDH	Industry Development Holding AD	59.23	5.06	1.02	7.18	0.00	0.02	0.01	0.07	1.63	0.76	0.03
IBG	Investor.BG AD-Sofia	55.70	4.69	4.03	28.85	0.03	0.05	0.08	0.12	0.82	0.58	0.37
LAV	Lavena AD	11.12	0.77	0.69	4.40	0.05	0.06	0.06	0.08	2.98	0.24	0.67
MSH	M+S Hydraulic AD-Kazanlak	11.78	1.75	3.25	7.85	0.21	0.25	0.29	0.35	3.27	0.22	1.43
NLC	Neo London Capital PLC	77.18	4.12	1.00	5.42	0.00	0.03	0.01	0.12	0.88	0.78	0.04
NEOH	Neochim AD		0.17	0.34						11.91	0.08	1.57
NGAZ	Oil and Gas Exploration and Production AD-Sofia	26.72	1.75	0.84	8.80	0.02	0.03	0.03	0.04	3.37	0.20	0.37
PET	Petrol AD	4.36	0.05	1.04	1.05	0.03	0.06	0.34	0.74	1.43	0.92	2.55
HRZ	Rodna Zemya Holding AD	106.86	0.88	1.78	7.69	0.00	0.02	0.02	0.07	1.88	0.67	0.55
GAMZ	Severcoop Gamza Holding AD-Sofia	13.33	3.76	0.79	4.70	0.02	0.05	0.06	0.16	1.91	0.69	0.06
HSI	Sila Holding AD		18.24	1.83	39.84	0.00	0.02		0.03	5.41	0.59	0.04
SCOM	Sofia Commerce-Pawn Brokerage AD	7.61	3.11	1.96	6.00	0.20	0.24	0.29	0.31	6.16	0.19	0.49
SFT	Sopharma Trading AD-Sofia	6.62	0.12	1.60	2.66	0.05	0.07	0.27	0.38	1.12	0.81	2.75
SPDY	Speedy AD-Sofia	17.31	1.58	6.65	8.38	0.16	0.19	0.43	0.52	1.21	0.61	1.76
SKEH	SS Konstantine and Elena Holding AD		1.34	1.92	13.24		0.00		0.02	0.51	0.76	0.25
SPH	Stara Planina Hold AD-Sofia	15.40	0.56	1.61	3.32	0.04	0.14	0.11	0.19	3.18	0.19	1.15
SNRG	Synergon Holding AD-Sofia	1.85	0.02	0.08	0.84	0.03	0.04	0.04	0.06	1.86	0.27	2.41
SYN	Synthetica AD-Sofia		4.48	8.49	52.91		0.02		0.08	0.57	0.86	0.29
THQM	Tchaikapharma High Quality Medicines AD	379.60	30.11	13.87	191.82	0.03	0.04	0.04	0.05	5.36	0.14	0.40
TBS	Telelink Business Services Group AD	12.79	0.63	4.36	7.72	0.09	0.11	0.43	0.52	1.14	0.80	1.93
TIB	Telematic Interactive Bulgaria AD-Sofia	10.01	1.77	3.68	8.29	0.29	0.32	0.37	0.41	3.40	0.25	1.63
TCH	TK-Hold PLC	112.91	4.35	1.57	35.84	0.01	0.01	0.01	0.01	6.65	0.13	0.28
TOPL	Toplivo AD-Sofia			0.44	524.57					2.07	0.40	
T57	Trace Group Hold AD-Sofia	5.22	0.25	0.66	3.53	0.06	0.07	0.14	0.16	1.28	0.64	1.23
VAM	Velgraf Asset Management AD-Sofia	2 856.87	45.37	2.77	59.44	0.00	0.02	0.00	0.04	6.11	0.52	0.03
WMG	Web Media Group AD-Sofia		4.21	3.41	15.86					2.66	0.71	0.20
ZHBG	Zarneni Hrani Bulgaria AD-Sofia	5.64	0.33	0.10	1.64	0.01	0.02	0.02	0.03	3.30	0.22	0.19
HLEV	Zlaten Lev Holding AD	74.58	14.36	3.43	46.71	0.03	0.03	0.05	0.06	8.83	0.81	0.13

SPVs Segment* (based on non-consolidated reports**)

Issue	Issuer	P / E	P / S	P / B	P / EBIT	ROA	EBIT / Total Asts.	ROE	EBIT / Equity	Current Ratio	Debt / Equity	Assets Turnover
ATER	Advance Terrafund REIT-Sofia	28.48	7.13	0.90	28.48	0.03	0.03	0.03	0.03	1.41	0.06	0.12
AKTV	Aktiv Properties REIT	8.02	3.57	0.58	4.36	0.03	0.05	0.07	0.13	20.00	0.61	0.06
ALT	Alteron REIT	57.53	22.09	1.12	18.82	0.01	0.02	0.02	0.06	1.44	0.62	0.02
BSP	Balkan and Sea Properties REIT-Varna		163.53	2.96			0.00		0.00	1.27	0.56	0.01
BPF	Bravo Property Fund REIT	6.42	4.38	0.96	5.60	0.09	0.10	0.15	0.17	0.13	0.40	0.13
BREF	Bulgarian Real Estate Fund REIT-Sofia	5.30	3.87	0.66	5.02	0.10	0.11	0.14	0.14	0.96	0.20	0.14
BRF	Bulgarian Receivables Fund SPE	9.15	1.66	1.40	2.11	0.01	0.04	0.15	0.65	2.91	0.95	0.05
LAND	Bulland Investments REIT-Sofia		611.23	0.80						54.80		
CAPM	Capital Management SPV-Sofia	34.64	20.73	1.76	28.66	0.04	0.04	0.05	0.06	5.31	0.28	0.06
EXPR	Exclusive Property REIT-Sofia	15.61	10.29	1.23	13.24	0.05	0.06	0.08	0.09	0.25	0.35	0.08
FPP	FairPlay Properties REIT-Sofia	23.90	6.80	0.70	15.69	0.02	0.03	0.03	0.04	7.23	0.27	0.08
FAM	Finance Assistance Management SPV			2.72	8.19					3.64	0.98	
PREM	Premier Fund REIT	237.04	7.55	1.20	13.98	0.00	0.02	0.01	0.08	0.04	0.72	0.04
RPF	Roi Property Fund REIT	2 479.87	30.35	2.03	55.58	0.00	0.02	0.00	0.04	1.23	0.45	0.03
SFB	Sopharma Buildings REIT		828.23	8.48						3.85	0.23	0.01
SFI	Sopharma Properties REIT-Sofia	16.14	11.73	2.15	15.92	0.13	0.13	0.14	0.14	0.42	0.08	0.17
SBPF	Super Borovetz Property Fund REIT	132.22	39.23	1.41	42.18	0.01	0.02	0.01	0.03	0.90	0.43	0.02

* Ratios are calculated on the base of the last weighted-average price as of the end of the month

** Financial reports data (ttm)

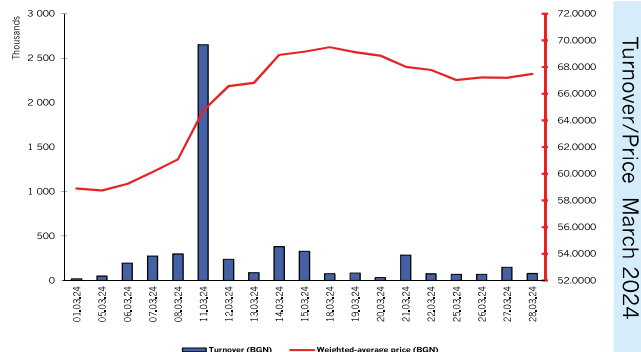
Methodology for Calculation of Financial Ratios is available at http://download.bse-sofia.bg/pdf/methodology_en.pdf

Top 5 Stocks by Trades

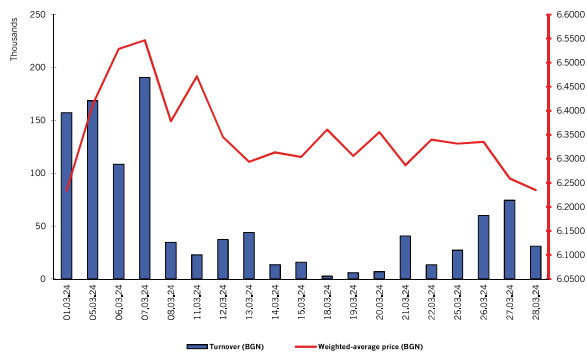
March 2024

Shelly Group

BSE code of the issue	SLYG
Volume of the issue (common shares)	18 050 945
Nominal value (BGN per share)	1.00
Last gross dividend 2022 (BGN per share)	0.2500
Trading on regulated market as from the beginning of the year	
Volume in lots	248 362
Value in BGN	14 385 579.90
Trades	2 667



Turnover/Price March 2024

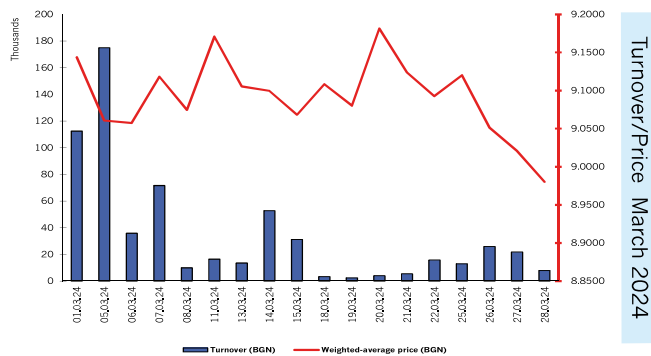


Sopharma

BSE code of the issue	SFA
Volume of the issue (common shares)	179 100 063
Nominal value (BGN per share)	1.00
Last gross dividend 2023 (BGN per share)	0.9000
Trading on regulated market as from the beginning of the year	
Volume in lots	486 807
Value in BGN	2 954 989.90
Trades	1 370

Doverie United Holding

BSE code of the issue	DUH
Volume of the issue (common shares)	21 499 855
Nominal value (BGN per share)	1.00
Last gross dividend 2022 (BGN per share)	0.00
Trading on regulated market as from the beginning of the year	
Volume in lots	197 579
Value in BGN	1 785 685.04
Trades	1 008

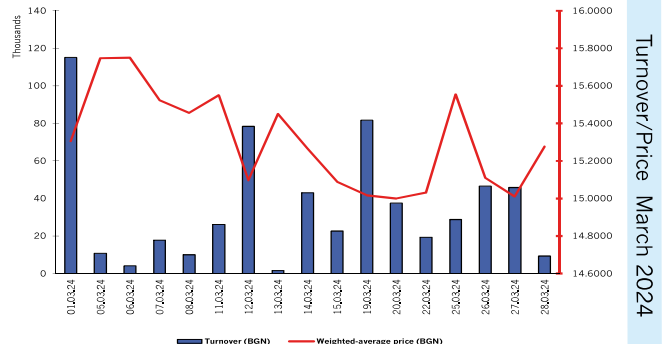


Top 5 Stocks by Trades

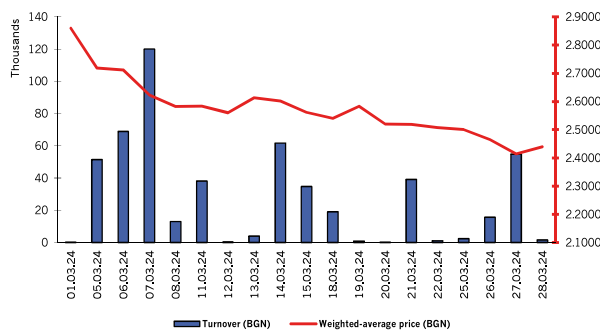
March 2024

Bulgarian Stock Exchange

BSE code of the issue	BSE
Volume of the issue (common shares)	6 582 860
Nominal value (BGN per share)	1.00
Last gross dividend 2022 (BGN per share)	1.0400
Trading on regulated market as from the beginning of the year	
Volume in lots	118 537
Value in BGN	1 697 015.45
Trades	751



Turnover/Price March 2024



First Investment Bank

BSE code of the issue	FIB
Volume of the issue (common shares)	149 084 800
Nominal value (BGN per share)	1.00
Last gross dividend 2022 (BGN per share)	0.00
Trading on regulated market as from the beginning of the year	
Volume in lots	1 130 514
Value in BGN	3 066 364.28
Trades	1 490