

March
2020

MONTHLY BULLETIN



БФБ

BULGARIAN STOCK EXCHANGE

1000 Sofia, 6 Tri ushi St.

Tel: (+359 2) 937 09 45; Fax: (+359 2) 937 09 46

<http://www.bse-sofia.bg>; e-mail: bse@bse-sofia.bg

General Statistics

March
2020

Capitalization of BSE Main Market		Change	
As of 31 March 2020		February *	March *
Market Segment	Capitalization	2020	2019
Premium Equities Segment	1,184,674,341.99	-26.42%	-38.09%
Standard Equities Segment	5,701,140,919.37	-9.38%	-8.03%
Special Purpose Vehicles Segment	744,102,311.64	-7.89%	22.56%
Total Capitalization of BSE Main Market	7,629,917,573.00	-12.39%	-12.49%

* as of the end of the period

Issues admitted to trading on BSE Main Market			
Market Segment	Number of new issues	Number of delisted issues	Number of listed issues as of the end of the month
Premium Equities Segment	0	0	7
Standard Equities Segment	0	0	59
Special Purpose Vehicles Segment	0	0	15
Bonds Segment	0	0	70
Compensatory Instruments Segment	0	0	3
Exchange Traded Products Segment	0	0	14
Subscription Rights Segment	2	1	2
Initial Public Offering Segment	0	0	0
Government Securities Segment	0	0	16
TOTAL :	2	1	186

* as of the end of the period

BSE Indices

SOFIX

Value *	419.35
Monthly change	-23.79%
Annual change	-28.18%
P/E **	3.11
P/B **	0.72

BGBX 40

Value *	90.38
Monthly change	-17.39%
Annual change	-22.27%
P/E **	5.01
P/B **	1.23

BG TR30

Value *	436.89
Monthly change	-13.87%
Annual change	-13.66%
P/E **	57.86
P/B **	1.13

BG REIT

Value *	125.07
Monthly change	-8.30%
Annual change	3.67%
P/E **	22.44
P/B **	1.19

* Values as of 31 March 2020

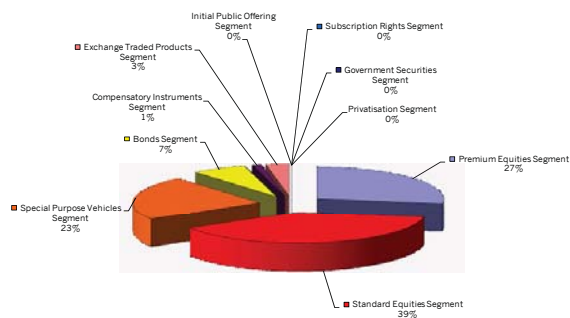
** P (prices) are weighted-average

** Financial reports data (ttm)

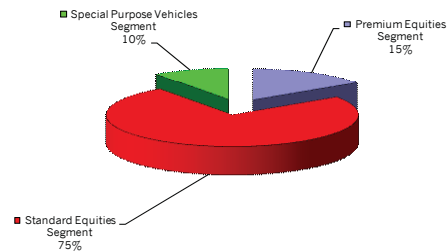
Monthly Trading by BSE Main Market Segments

Market Segment	March 2020			Change in turnover (%)	
	Trades	Turnover (BGN)	Volume (lots)	February 2020	March 2019
Premium Equities Segment	5,178	8,351,224	7,315,160	187.54%	237.09%
Standard Equities Segment	4,708	11,792,839	5,215,929	64.57%	-54.51%
Special Purpose Vehicles Segment	1,544	6,887,260	4,001,618	130.89%	333.71%
Bonds Segment	52	2,107,796	2,208	29.68%	409.66%
Compensatory Instruments Segment	91	371,164	2,053,095	-58.40%	-8.28%
Exchange Traded Products Segment	264	891,089	1,997,712	343.88%	420.64%
Subscription Rights Segment	1	229	228,645	-34.53%	-94.68%
Initial Public Offering Segment	0	0	0	n/a	n/a
Government Securities Segment	0	0	0	-100.00%	n/a
Privatisation Segment	0	0	0	n/a	n/a
TOTAL:	11,838	30,401,601	20,814,367	81.25%	-1.87%

Turnover by Segments of BSE Main Market



Capitalization by Segments of BSE Main Market



No new issues admitted to trading on the BSE Main Market in March

Daily-Average Trading by BSE Main Market Segments

Market Segment	March 2020			Change in turnover (%)	
	Trades	Turnover (BGN)	Volume (lots)	February 2020	March 2019
Premium Equities Segment	247	397,677	348,341	173.84%	221.04%
Standard Equities Segment	224	561,564	248,378	56.73%	-56.67%
Special Purpose Vehicles Segment	74	327,965	190,553	119.89%	313.06%
Bonds Segment	2	100,371	105	23.50%	385.39%
Compensatory Instruments Segment	4	17,674	97,766	-60.38%	-12.65%
Exchange Traded Products Segment	13	42,433	95,129	322.74%	395.85%
Subscription Rights Segment	0	11	10,888	-37.65%	-94.93%
Initial Public Offering Segment	0	0	0	n/a	n/a
Government Securities Segment	0	0	0	-100.00%	n/a
Privatisation Segment	0	0	0	n/a	n/a
TOTAL:	564	1,447,695	991,160	72.61%	-6.54%

Number of trading sessions in March

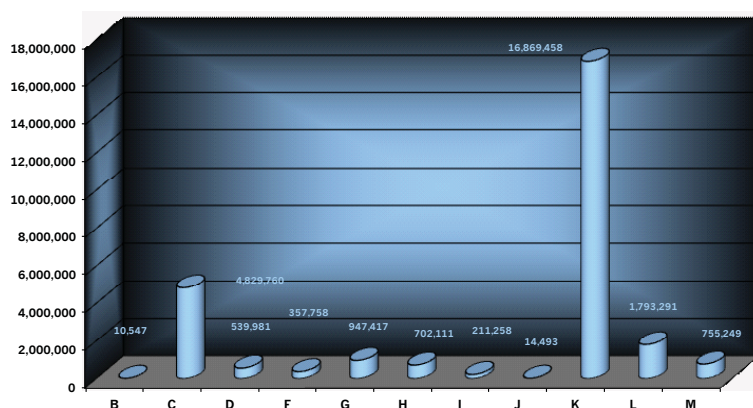
21

Monthly Average USD/BGN Exchange Rate

1.7687

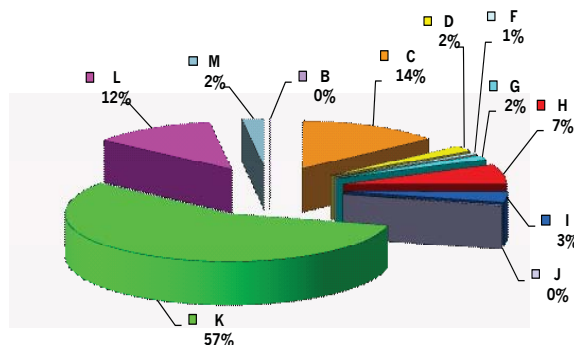
Trading by sections under NACE, Rev. 2		Trades	Volume (lots)	Turnover (BGN)
B	Mining and quarrying	22	2,060	10,547.40
C	Manufacturing	2,073	1,549,031	4,829,759.51
D	Electricity,gas,steam and air conditioning supply	124	2,020	539,981.00
F	Construction	387	140,863	357,758.14
G	Wholesale and retail trade; repair of motor vehicles and motorcycles	472	1,113,125	947,417.03
H	Transportation and storage	213	24,075	702,110.55
I	Accommodation and food service activities	164	7,377	211,258.20
J	Information and communication	17	944	14,493.00
K	Financial and insurance activities	7,411	10,498,047	16,869,458.29
L	Real estate activities	109	1,468,421	1,793,291.23
M	Professional, scientific and technical activities	438	1,726,744	755,248.97

Share of sections under NACE, Rev. 2 in the total turnover (BGN) on the BSE Main Market in March



- B Mining and quarrying
- C Manufacturing
- D Electricity,gas,steam and air conditioning supply
- F Construction
- G Wholesale and retail trade; repair of motor vehicles and motorcycles
- H Transportation and storage
- I Accommodation and food service activities
- J Information and communication
- K Financial and insurance activities
- L Real estate activities
- M Professional, scientific and technical activities

Share of sections under NACE, Rev. 2 in the total turnover on the BSE Main Market in the last 365 days



- B Mining and quarrying
- C Manufacturing
- D Electricity,gas,steam and air conditioning supply
- F Construction
- G Wholesale and retail trade; repair of motor vehicles and motorcycles
- H Transportation and storage
- I Accommodation and food service activities
- J Information and communication
- K Financial and insurance activities
- L Real estate activities
- M Professional, scientific and technical activities

TOP 5

Liquidity Ranking

Issuer	Trades	Volume (lots)	Turnover (BGN)
Chimimport AD-Sofia	2,178	3,627,766	3,744,119.38
Sopharma AD-Sofia	1,002	733,945	2,006,705.59
Doverie United Holding PLC-Sofia	739	248,968	1,034,854.14
Bulgarian Real Estate Fund REIT-Sofia	703	1,234,532	2,201,452.90
CB Central Cooperative Bank AD-Sofia	686	796,881	751,098.60

TOP 5

Members

Trades		Turnover (BGN)	
Inv. Intermediary "Karoll" AD	8,366	Inv. Intermediary "Karoll" AD	14,827,340.25
Inv. Intermediary "Elana Trading" AD	5,201	Inv. Intermediary "Elana Trading" AD	10,466,026.70
Inv. Intermediary "BenchMark Finance" AD	3,207	Inv. Intermediary "First Financial Brokerage House" EOOD	8,312,874.94
Inv. Intermediary "First Financial Brokerage House" EOOD	1,963	Inv. Intermediary "BenchMark Finance" AD	6,868,763.53
Inv. Intermediary "UG Market" AD	1,252	Inv. Intermediary "Euro - Finance" AD	5,470,451.62

TOP 30

Capitalization as of 31 March 2020

Issues of shares on the BSE Main Market

Issue	Issuer	Nominal (BGN)	Amount (Shares)	Closing price (BGN)	Capitalization (BGN)
7TH	Tchaikapharma High Quality Medicines AD-Sofia	1.00	82,200,000	11.6000	953,520,000.00
3JR	Sopharma AD-Sofia	1.00	134,797,899	2.8400	382,826,033.16
GR6	Gradus AD-Stara Zagora	1.00	243,608,710	1.4250	347,142,411.75
3CZ	CEZ Distribution Bulgaria AD-Sofia	1.00	1,928,000	174.0000	335,472,000.00
1VX	Velgraf Asset Management AD-Sofia	1.00	68,979,758	4.0000	275,919,032.00
OSP	Speedy AD-Sofia	1.00	5,377,619	49.8000	267,805,426.20
5V2	Holding Varna AD-Varna	1.00	6,485,897	38.0000	246,464,086.00
6C4	Chimimport AD-Sofia	1.00	239,646,267	0.9700	232,456,878.99
4EH	Eurohold Bulgaria AD-Sofia	1.00	197,525,600	1.1400	225,179,184.00
5MH	M+S Hydraulic AD-Kazanlak	1.00	39,445,200	5.3500	211,031,820.00
5F4	CB First Investment Bank AD-Sofia	1.00	110,000,000	1.7800	195,800,000.00
SO5	Sopharma Trading AD-Sofia	1.00	34,276,050	5.0500	173,094,052.50
5BN	CB Bulgarian American Credit Bank AD-Sofia	1.00	24,691,313	6.5000	160,493,534.50
5MB	Monbat AD-Sofia	1.00	39,000,000	4.1000	159,900,000.00
6A6	Advance Terrafund REIT-Sofia	1.00	85,110,091	1.5900	135,325,044.69
GTH	Galata Investment Company AD-Varna	1.00	68,571,234	1.9600	134,399,618.64
EHN	Synthetica AD-Sofia	1.00	3,000,000	43.0000	129,000,000.00
6R2	Rodna Zemya Holding AD-Dobrich	1.00	56,010,597	2.3000	128,824,373.10
6AB	Albena AD-Albena	1.00	4,273,126	29.8000	127,339,154.80
6S6	Sopharma Properties REIT-Sofia	1.00	21,415,928	5.8000	124,212,382.40
4CF	CB Central Cooperative Bank AD-Sofia	1.00	127,129,970	0.9700	123,316,070.90
58E	Himsnab Bulgaria AD-Sofia	1.00	2,494,631	49.0000	122,236,919.00
5H4	Balkan and Sea Properties REIT-Varna	1.00	6,925,156	17.2000	119,112,683.20
94G	235 Holdings AD-Sofia	1.00	5,109,000	22.6000	115,463,400.00
5CQ	Capital Management SPV-Sofia	1.00	1,758,296	65.0000	114,289,240.00
5SR	Stara Planina Hold AD-Sofia	1.00	21,000,000	4.8800	102,480,000.00
6N3	Holding Nov Vek AD-Sofia	1.00	5,610,437	17.4000	97,621,603.80
6AM	Alcomet AD-Shumen	1.00	17,952,959	5.1000	91,560,090.90
4IN	Investor.BG AD-Sofia	1.00	4,782,362	17.4000	83,213,098.80
6S5	Sila Holding AD-Sofia	1.00	36,852,997	2.2000	81,076,593.40

Premium Equities Segment

Issue	Issuer	Nominal (BGN)	Amount (Shares)	Closing price (BGN)	Capitalisation (BGN)
3JR	Sopharma AD-Sofia	1.00	134,797,899	2.8400	382,826,033.16
4CF	CB Central Cooperative Bank AD-Sofia	1.00	127,129,970	0.9700	123,316,070.90
4KX	Korado Bulgaria AD-Strazhitsa	1.00	13,168,614	5.1500	67,818,362.10
5F4	CB First Investment Bank AD-Sofia	1.00	110,000,000	1.7800	195,800,000.00
5MB	Monbat AD-Sofia	1.00	39,000,000	4.1000	159,900,000.00
6C4	Chimimport AD-Sofia	1.00	239,646,267	0.9700	232,456,878.99
SKK	Sirma Group Holding JSC-Sofia	1.00	59,360,518	0.3800	22,556,996.84

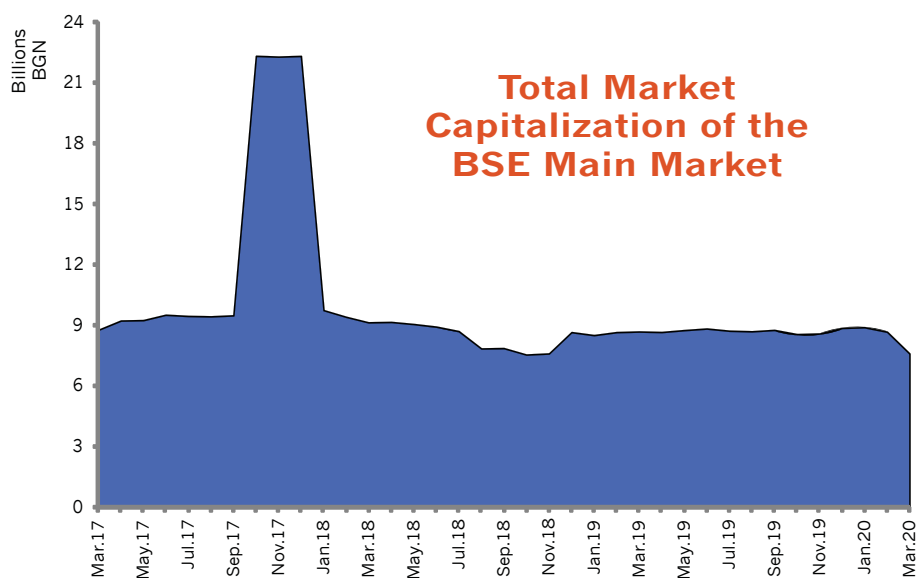
Standard Equities Segment

Issue	Issuer	Nominal (BGN)	Amount (Shares)	Closing price (BGN)	Capitalisation (BGN)
94G	235 Holdings AD-Sofia	1.00	5,109,000	22.6000	115,463,400.00
A72	Agria Group Holding AD-Varna	1.00	6,800,000	5.3500	36,380,000.00
6AB	Albena AD-Albena	1.00	4,273,126	29.8000	127,339,154.80
6AM	Alcomet AD-Shumen	1.00	17,952,959	5.1000	91,560,090.90
A4L	Allterco AD-Sofia	1.00	15,000,000	3.0400	45,600,000.00
A00	BG Agro AD-Varna	1.00	40,357,440	1.6000	64,571,904.00
5BP	Billboard AD-Sofia	1.00	15,000,000	0.2600	3,900,000.00
5BR	Bulgarian River Shipping AD-Ruse	1.00	35,708,674	0.4100	14,640,556.34
BSO	Bulgarian Stock Exchange-Sofia	1.00	6,582,860	4.2600	28,042,983.60
5BN	CB Bulgarian American Credit Bank AD-Sofia	1.00	24,691,313	6.5000	160,493,534.50
5CP	CB Texim Bank AD-Sofia	1.00	27,995,036	2.7800	77,826,200.08
3CZ	CEZ Distribution Bulgaria AD-Sofia	1.00	1,928,000	174.0000	335,472,000.00
1CZ	CEZ Electro Bulgaria AD-Sofia	10.00	5,000	14,600.0000	73,000,000.00
5DOV	Doverie United Holding PLC-Sofia	1.00	18,736,099	3.5000	65,576,346.50
OEA	Elana Agrocredit AD-Sofia	1.00	36,629,925	1.0100	36,996,224.25
52E	Elhim Iskra AD-Pazardzhik	1.00	25,108,410	0.7200	18,078,055.20
57E	EMKA AD-Sevlievo	1.00	21,699,726	1.7500	37,974,520.50
5EO	Etropal AD-Etropole	1.00	5,000,000	5.8000	29,000,000.00
4EH	Eurohold Bulgaria AD-Sofia	1.00	197,525,600	1.1400	225,179,184.00
4F6	Fazerles AD-Silistra	1.00	515,000	16.4000	8,446,000.00
4F8	Formoplast AD-Kardzhali	1.00	3,798,905	5.7000	21,653,758.50
GTH	Galata Investment Company AD-Varna	1.00	68,571,234	1.9600	134,399,618.64
GR6	Gradus AD-Stara Zagora	1.00	243,608,710	1.4250	347,142,411.75
58E	Himnab Bulgaria AD-Sofia	1.00	2,494,631	49.0000	122,236,919.00
6N3	Holding Nov Vek AD-Sofia	1.00	5,610,437	17.4000	97,621,603.80
4HS	Holding Sveta Sofia AD-Sofia	1.00	9,940,391	3.6200	35,984,215.42
5V2	Holding Varna AD-Varna	1.00	6,485,897	38.0000	246,464,086.00
4HE	Hydraulic Elements and Systems AD-Yambol	1.00	18,193,752	3.3000	60,039,381.60
4I8	Industrial Capital Holding AD-Sofia	1.00	15,864,544	1.4500	23,003,588.80
4ID	Industrial Holding Bulgaria PLC-Sofia	1.00	107,400,643	0.7500	80,550,482.25
6R1	Industry Development Holding JSC-Sofia	1.00	9,980,925	2.1600	21,558,798.00
4IN	Investor.BG AD-Sofia	1.00	4,782,362	17.4000	83,213,098.80
4L4	Lavena AD-Shumen	1.00	9,919,410	3.6400	36,106,652.40
5MH	M+S Hydraulic AD-Kazanlak	1.00	39,445,200	5.3500	211,031,820.00
178B	Neo London Capital PLC-Sofia	100.00	99,950	148.0000	14,792,600.00
3NB	Neochim AD-Dimitrovgrad	1.00	2,654,358	23.4000	62,111,977.20
5ODE	Odessos Shiprepair Yard AD-Varna	1.00	586,642	63.0000	36,958,446.00
4O1	Oil and Gas Exploration and Production AD-Sofia	1.00	12,228,062	5.2000	63,585,922.40
5PET	Petrol AD-Sofia	4.00	27,312,403	0.2520	6,882,725.56
P2B	Port Flot-Burgas AD-Burgas	1.00	10,000,000	4.0600	40,600,000.00
RGL	Regala Invest AD-Varna	1.00	18,428,734	2.8600	52,706,179.24
6R2	Rodna Zemya Holding AD-Dobrich	1.00	56,010,597	2.3000	128,824,373.10
6S4	Severcoop Gamza Holding AD-Sofia	2.00	5,347,798	3.4600	18,503,381.08

Issue	Issuer	Nominal (BGN)	Amount (Shares)	Closing price (BGN)	Capitalisation (BGN)
6S5	Sila Holding AD-Sofia	1.00	36,852,997	2.2000	81,076,593.40
6SOA	Sofia Commerce-Pawn Brokerage AD-Sofia	1.00	2,172,315	4.9000	10,644,343.50
6SOP	Sofia Commerce-Pawn Brokerage AD-Sofia	1.00	201,154	5.0500	1,015,827.70
SO5	Sopharma Trading AD-Sofia	1.00	34,276,050	5.0500	173,094,052.50
OSP	Speedy AD-Sofia	1.00	5,377,619	49.8000	267,805,426.20
3NJ	SS Konstantine And Elena Holding AD-Varna	1.00	2,309,561	18.0000	41,572,098.00
5SR	Stara Planina Hold AD-Sofia	1.00	21,000,000	4.8800	102,480,000.00
6S7	Synergon Holding AD-Sofia	1.00	18,358,849	0.7450	13,677,342.51
EHN	Synthetica AD-Sofia	1.00	3,000,000	43.0000	129,000,000.00
7TH	Tchaikapharma High Quality Medicines AD-Sofia	1.00	82,200,000	11.6000	953,520,000.00
3TV	Toplivo AD-Sofia	1.00	5,416,829	1.8000	9,750,292.20
T57	Trace Group Hold AD-Sofia	1.00	24,200,000	2.5200	60,984,000.00
1VX	Velgraf Asset Management AD-Sofia	1.00	68,979,758	4.0000	275,919,032.00
4PX	Yuri Gagarin PLC-Plovdiv	1.00	1,003,904	3.5000	3,513,664.00
T43	Zarneni Hrani Bulgaria AD-Sofia	1.00	195,660,287	0.1420	27,783,760.75
3ZL	Zlatni Pyasatsi AD-Varna	1.00	6,493,577	1.2000	7,792,292.40

Special Purpose Vehicles Segment

Issue	Issuer	Nominal (BGN)	Amount (Shares)	Closing price (BGN)	Capitalisation (BGN)
5AX	Aktiv Properties REIT-Plovdiv	9.00	2,192,011	9.1000	19,947,300.10
5BD	Bulland Investments REIT-Sofia	1.00	15,008,125	1.0000	15,008,125.00
5BU	Bulgarian Real Estate Fund REIT-Sofia	1.00	34,641,925	1.5900	55,080,660.75
5CQ	Capital Management SPV-Sofia	1.00	1,758,296	65.0000	114,289,240.00
5EX	Exclusive Property REIT-Sofia	1.00	9,452,340	1.0700	10,114,003.80
5H4	Balkan and Sea Properties REIT-Varna	1.00	6,925,156	17.2000	119,112,683.20
6A6	Advance Terrafund REIT-Sofia	1.00	85,110,091	1.5900	135,325,044.69
6F3	FairPlay Properties REIT-Sofia	1.00	33,145,400	0.2600	8,617,804.00
6S6	Sopharma Properties REIT-Sofia	1.00	21,415,928	5.8000	124,212,382.40
6SB	Super Borovetz Property Fund REIT-Varna	1.00	23,379,995	2.5600	59,852,787.20
9BH	Bulgarian Receivables Fund SPE-Sofia	1.00	1,500,000	1.0200	1,530,000.00
BPY	Bravo Property Fund REIT-Sofia	1.00	36,700,000	1.0500	38,535,000.00
E7P	Expat Beta REIT-Sofia	1.00	5,143,190	0.9500	4,886,030.50
FAW	Finance Assistance Management SPV-Sofia	1.00	650,000		
RPR	Roi Property Fund REIT-Sofia	1.00	6,162,500	6.1000	37,591,250.00



Trade by Issues

March
2020

Premium Equities Segment

Issue	Issuer	Trades	Volume (lots)	Turnover (BGN)	Trading currency	Weighted & Corrected Values			Closing price	As from
						Average price	Min. price	Max. price		
3JR	Sopharma AD-Sofia	1,002	733,945	2,006,705.59	BGN	2.7340	2.4770	3.4491	2.8400	31.03.2020
4CF	CB Central Cooperative Bank AD-Sofia	686	796,881	751,098.60	BGN	0.9430	0.7847	1.3750	0.9700	31.03.2020
4KX	Korado Bulgaria AD-Strazhitsa	125	42,466	213,751.13	BGN	5.0330	4.5805	5.9212	5.1500	31.03.2020
5F4	CB First Investment Bank AD-Sofia	496	315,629	561,447.92	BGN	1.7790	1.5075	2.7600	1.7800	31.03.2020
5MB	Monbat AD-Sofia	315	87,827	409,259.02	BGN	4.6600	4.0182	6.1000	4.1000	30.03.2020
6C4	Chimimport AD-Sofia	2,178	3,627,766	3,744,119.38	BGN	1.0320	0.8211	1.4322	0.9700	31.03.2020
SKK	Sirma Group Holding JSC-Sofia	376	1,710,646	664,842.41	BGN	0.3890	0.3734	0.4733	0.3800	31.03.2020

Standard Equities Segment

Issue	Issuer	Trades	Volume (lots)	Turnover (BGN)	Trading currency	Weighted & Corrected Values			Closing price	As from
						Average price	Min. price	Max. price		
0EA	Elana Agrocredit AD-Sofia	182	309,087	308,820.91	BGN	0.9990	0.9221	1.1200	1.0100	31.03.2020
0SP	Speedy AD-Sofia	205	13,602	685,324.10	BGN	50.3840	48.0729	53.6369	49.8000	31.03.2020
178B	Neo London Capital PLC-Sofia	2	6	882.00	BGN	147.0000	147.0000	147.0000	148.0000	27.03.2020
1CZ	CEZ Electro Bulgaria AD-Sofia	11	11	190,200.00	BGN	17,290.9090	15,000.0000	20,800.0000	14,600.0000	31.03.2020
1VX	Velgraf Asset Management AD-Sofia	5	9,910	39,244.00	BGN	3.9600	3.9600	4.0000	4.0000	23.03.2020
3CZ	CEZ Distribution Bulgaria AD-Sofia	113	2,009	349,781.00	BGN	174.1070	159.8354	202.0000	174.0000	31.03.2020
3NB	Neochim AD-Dimitrovgrad	146	7,734	197,430.20	BGN	25.5280	18.3022	29.7137	23.4000	31.03.2020
3NJ	SS Konstantine And Elena Holding AD-Varna	8	170	3,248.50	BGN	19.1090	17.5000	20.8000	18.0000	31.03.2020
3TV	Toplivo AD-Sofia	38	289,226	517,659.01	BGN	1.7900	1.3683	1.8000	1.8000	27.03.2020
3ZL	Zlatni Pyasatsi AD-Varna	5	1,010	1,321.20	BGN	1.3080	1.2000	1.6200	1.2000	23.03.2020
4EH	Eurohold Bulgaria AD-Sofia	247	1,158,697	1,147,698.50	BGN	0.9910	0.7676	1.4190	1.1400	31.03.2020
4F6	Fazerles AD-Silistra	14	10,433	190,102.50	BGN	18.2210	16.4000	19.6000	16.4000	30.03.2020
4F8	Formoplast AD-Kardzhali	11	19,022	109,154.90	BGN	5.7380	5.7000	5.8000	5.7000	24.03.2020
4HE	Hydraulic Elements and Systems AD-Yambol	124	70,360	251,112.20	BGN	3.5690	3.2384	3.9200	3.3000	30.03.2020
4HS	Holding Sveta Sofia AD-Sofia	1	225	814.50	BGN	3.6200	3.6200	3.6200	3.6200	10.03.2020
4I8	Industrial Capital Holding AD-Sofia	65	28,249	43,329.49	BGN	1.5340	1.3400	1.8056	1.4500	31.03.2020
4ID	Industrial Holding Bulgaria PLC-Sofia	129	481,984	436,803.25	BGN	0.9060	0.7500	1.0004	0.7500	31.03.2020
4IN	Investor.BG AD-Sofia	17	944	14,493.00	BGN	15.3530	15.0000	18.5000	17.4000	30.03.2020
4L4	Lavena AD-Shumen	13	4,830	17,610.60	BGN	3.6460	3.4667	3.7371	3.6400	31.03.2020
4O1	Oil and Gas Exploration and Production AD-Sofia	22	2,060	10,547.40	BGN	5.1200	4.6402	5.2777	5.2000	27.03.2020
4PX	Yuri Gagarin PLC-Plovdiv	13	1,751	8,737.64	BGN	4.9900	3.5167	7.2000	3.5000	20.03.2020
52E	Elhim Iskra AD-Pazardzhik	23	320,960	224,278.20	BGN	0.6990	0.6000	0.8873	0.7200	25.03.2020
57E	EMKA AD-Sevlievo	14	3,269	5,982.28	BGN	1.8300	1.7500	2.1800	1.7500	30.03.2020
58E	Himsnab Bulgaria AD-Sofia	15	4,709	208,996.40	BGN	44.3820	44.0130	49.0000	49.0000	30.03.2020
5BN	CB Bulgarian American Credit Bank AD-Sofia	17	7,087	45,791.00	BGN	6.4610	6.0000	6.6611	6.5000	30.03.2020
5BP	Billboard AD-Sofia	20	39,436	9,937.82	BGN	0.2520	0.2060	0.3720	0.2600	27.03.2020
5BR	Bulgarian River Shipping AD-Ruse	3	7,113	3,144.85	BGN	0.4420	0.4100	0.4500	0.4100	13.03.2020
5CP	CB Texim Bank AD-Sofia	14	14,941	41,669.96	BGN	2.7890	2.5000	2.8000	2.7800	26.03.2020
5DOV	Doverie United Holding PLC-Sofia	739	248,968	1,034,854.14	BGN	4.1570	3.0222	6.5943	3.5000	31.03.2020
5EO	Etropal AD-Etropole	10	10,972	64,157.60	BGN	5.8470	5.8000	5.8500	5.8000	26.03.2020
5MH	M+S Hydraulic AD-Kazanlak	128	182,385	999,422.40	BGN	5.4800	5.3458	6.1500	5.3500	31.03.2020
5ODE	Odosos Shiprepair Yard AD-Varna	28	378	27,927.50	BGN	73.8820	62.9800	84.0000	63.0000	27.03.2020
5PET	Petrol AD-Sofia	16	23,157	6,257.25	BGN	0.2700	0.2695	0.3060	0.2520	26.03.2020
5SR	Stara Planina Hold AD-Sofia	253	206,538	987,979.34	BGN	4.7840	4.6061	5.5000	4.8800	31.03.2020
5V2	Holding Varna AD-Varna	55	1,225	45,729.80	BGN	37.3300	35.2000	38.6762	38.0000	31.03.2020
6AB	Albena AD-Albena	159	6,367	209,937.00	BGN	32.9730	29.3858	39.4000	29.8000	31.03.2020
6AM	Alcomet AD-Shumen	61	9,420	50,648.23	BGN	5.3770	4.6726	7.3000	5.1000	31.03.2020
6N3	Holding Nov Vek AD-Sofia	4	100	1,647.50	BGN	16.4750	15.5000	17.4000	17.4000	30.03.2020
6R1	Industry Development Holding JSC-Sofia	22	204,300	441,279.00	BGN	2.1600	1.8000	2.1800	2.1600	18.03.2020
6R2	Rodna Zemya Holding AD-Dobrich	14	27,200	61,712.00	BGN	2.2690	1.6080	2.2955	2.3000	27.03.2020
6S4	Severcoop Gamza Holding AD-Sofia	2	207	715.72	BGN	3.4580	3.4400	3.4600	3.4600	09.03.2020
6S5	Sila Holding AD-Sofia	4	400	880.00	BGN	2.2000	2.2000	2.2000	2.2000	24.03.2020

Trade by Issues

March
2020

Issue	Issuer	Trades	Volume (lots)	Turnover (BGN)	Trading currency	Weighted & Corrected Values			Closing price	As from
						Average price	Min. price	Max. price		
6S7	Synergon Holding AD-Sofia	19	16,597	12,117.53	BGN	0.7300	0.6063	0.8600	0.7450	25.03.2020
6SOA	Sofia Commerce-Pawn Brokerage AD-Sofia	134	86,924	455,754.05	BGN	5.2430	4.8396	6.0667	4.9000	30.03.2020
6SOP	Sofia Commerce-Pawn Brokerage AD-Sofia	36	8,145	43,852.20	BGN	5.3840	5.0000	6.4500	5.0500	30.03.2020
7TH	Tchaikapharma High Quality Medicines AD-Sofia	26	3,843	43,541.70	BGN	11.3300	11.0000	11.5773	11.6000	31.03.2020
94G	235 Holdings AD-Sofia	1	90	2,034.00	BGN	22.6000	22.6000	22.6000	22.6000	23.03.2020
A4L	Allterco AD-Sofia	196	92,982	274,522.94	BGN	2.9520	2.7835	3.7654	3.0400	30.03.2020
A72	Agria Group Holding AD-Varna	62	16,098	90,406.56	BGN	5.6160	4.8702	6.8000	5.3500	30.03.2020
BSO	Bulgarian Stock Exchange-Sofia	65	13,133	53,452.12	BGN	4.0700	3.7711	4.8000	4.2600	27.03.2020
EHN	Synthetica AD-Sofia	10	14,085	608,459.00	BGN	43.1990	43.0000	43.2000	43.0000	26.03.2020
GR6	Gradus AD-Stara Zagora	375	288,335	415,914.47	BGN	1.4420	1.3912	1.6374	1.4250	31.03.2020
GTH	Galata Investment Company AD-Varna	1	200	392.00	BGN	1.9600	1.9600	1.9600	1.9600	27.03.2020
P2B	Port Flot-Burgas AD-Burgas	5	3,360	13,641.60	BGN	4.0600	4.0600	4.0600	4.0600	23.03.2020
RGL	Regala Invest AD-Varna	1	80	228.80	BGN	2.8600	2.8600	2.8600	2.8600	27.03.2020
SO5	Sopharma Trading AD-Sofia	233	66,173	321,856.90	BGN	4.8640	4.2754	5.6414	5.0500	31.03.2020
T43	Zarneni Hrani Bulgaria AD-Sofia	185	734,569	101,643.87	BGN	0.1380	0.1068	0.1960	0.1420	31.03.2020
T57	Trace Group Hold AD-Sofia	387	140,863	357,758.14	BGN	2.5400	2.1818	3.4670	2.5200	31.03.2020

Special Purpose Vehicles Segment

Issue	Issuer	Trades	Volume (lots)	Turnover (BGN)	Trading currency	Weighted & Corrected Values			Closing price	As from
						Average price	Min. price	Max. price		
5AX	Aktiv Properties REIT-Plovdiv	13	2,173	21,552.80	BGN	9.9180	8.4000	11.2000	9.1000	31.03.2020
5BD	Bulland Investments REIT-Sofia	10	15,710	16,595.10	BGN	1.0560	0.9441	1.0600	1.0000	19.03.2020
5BU	Bulgarian Real Estate Fund REIT-Sofia	703	1,234,532	2,201,452.90	BGN	1.7830	1.5269	2.0800	1.5900	31.03.2020
5CQ	Capital Management SPV-Sofia	10	4,770	295,770.00	BGN	62.0060	62.0000	65.0000	65.0000	27.03.2020
5EX	Exclusive Property REIT-Sofia	5	2,340	2,537.60	BGN	1.0840	1.0700	1.1000	1.0700	25.03.2020
5H4	Balkan and Sea Properties REIT-Varna	1	15	258.00	BGN	17.2000	17.2000	17.2000	17.2000	30.03.2020
6A6	Advance Terrafund REIT-Sofia	508	935,124	1,521,496.94	BGN	1.6270	1.5735	1.7900	1.5900	31.03.2020
6F3	FairPlay Properties REIT-Sofia	22	110,400	39,689.58	BGN	0.3600	0.2600	0.4183	0.2600	30.03.2020
6S6	Sopharma Properties REIT-Sofia	172	172,778	1,069,194.55	BGN	6.1880	5.8431	6.5979	5.8000	31.03.2020
6SB	Super Borovetz Property Fund REIT-Varna	21	70,450	180,352.00	BGN	2.5600	2.5600	2.5600	2.5600	27.03.2020
BPY	Bravo Property Fund REIT-Sofia	76	1,453,256	1,538,265.53	BGN	1.0580	1.0330	1.1081	1.0500	23.03.2020
E7P	Expat Beta REIT-Sofia	2	60	34.50	BGN	0.5750	0.5000	0.9500	0.9500	27.03.2020
RPR	Roi Property Fund REIT-Sofia	1	10	61.00	BGN	6.1000	6.1000	6.1000	6.1000	09.03.2020

Bonds Segment

Issue	Issuer	Trades	Volume (lots)	Turnover (BGN)	Trading currency	Clean Prices (% of nominal)				As from
						Average price	Min. price	Max. price	Closing price	
ODC1	Delta Credit SPV-Sofia	1	1	970.73	BGN	96.0000	96.0000	96.0000	96.0000	19.03.2020
OE2	Elana Agrocredit AD-Sofia	9	106	125,217.24	EUR	99.3100	98.5000	100.0000	98.5000	20.03.2020
OFDC	Finance Direct AD-Sofia	2	10	14,631.60	EUR	97.5000	97.5000	97.5000	97.5000	20.03.2020
OFDD	Finance Direct AD-Sofia	5	55	106,194.73	EUR	97.5000	97.5000	97.5000	97.5000	19.03.2020
229F	Elana Financial Holding AD-Sofia	1	15	29,079.77	EUR	98.4000	98.4000	98.4000	98.4000	20.03.2020
4CFB	CB Central Cooperative Bank AD-Sofia	1	2	3,952.46	EUR	100.0000	100.0000	100.0000	100.0000	23.03.2020
5MBA	Monbat AD-Sofia	17	80	149,999.25	EUR	95.3800	94.0000	98.5000	94.0000	23.03.2020
8AVA	Asterion Bulgaria AD-Sofia	1	1	1,172.94	EUR	100.0000	100.0000	100.0000	100.0000	13.03.2020
8AVB	Avto Union AD-Sofia	1	1	899.30	BGN	99.8000	99.8000	99.8000	99.8000	19.03.2020
9IPA	Eastern Gas Company EAD-Sofia	3	1,061	305,735.42	EUR	34.0000	34.0000	34.0000	34.0000	05.03.2020
BOHB	BGI Group AD-Sofia	1	1	1,002.13	BGN	99.0000	99.0000	99.0000	99.0000	19.03.2020
BULA	Bulgarplod-Sofia AD-Sofia	5	120	119,164.21	BGN	98.0000	98.0000	98.0000	98.0000	23.03.2020
GCON	GPS Control EAD-Sofia	1	1	1,598.19	EUR	98.0500	98.0500	98.0500	98.0500	19.03.2020
S28H	Starcom Holding AD-Etropole	1	749	759,707.88	BGN	100.0000	100.0000	100.0000	100.0000	17.03.2020
VP9A	VEI project AD-Tsaparevo	3	5	488,470.34	EUR	99.9000	99.9000	99.9000	100.0000	13.03.2020

Compensatory Instruments Segment

Issue	Issuer	Trades	Volume (lots)	Turnover (BGN)	Trading currency	Weighted Values			Closing price	As from
						Average price	Min. price	Max. price		
BLKB	Housing compensation notes under the CONP Act	15	576,609	91,764.14	BGN	0.1590	0.1500	0.1810	0.1500	23.03.2020
BLKC	Registered compensation vouchers under the OUFL Act and RLFLFF Act	21	49,446	40,157.75	BGN	0.8120	0.8000	0.8194	0.8000	20.03.2020
BLKD	Compensation notes under the CONP Act	55	1,427,040	239,242.33	BGN	0.1680	0.1200	0.1950	0.1200	31.03.2020

Exchange Traded Products Segment

Issue	Issuer	Trades	Volume (lots)	Turnover (BGN)	Trading currency	Weighted Values			Closing price	As from
						Average price	Min. price	Max. price		
6F3N	FairPlay Properties REIT-Sofia	1	1,169,000	1,169.00	BGN	0.0010	0.0010	0.0010	0.0010	09.03.2020
BGX	Expat Bulgaria SOFIX UCITS ETF	93	200,302	154,273.49	BGN	0.7710	0.6906	0.9338	0.7400	31.03.2020
BGXS	Expat Bulgaria Short SOFIX	91	261,100	298,697.24	BGN	1.1440	1.0480	1.2835	1.2500	27.03.2020
CZX	Expat Czech PX UCITS ETF	5	5,950	7,794.79	EUR	0.6700	0.6630	0.6960	0.6880	31.03.2020
ECDC	Expat Croatia CROBEX UCITS ETF	2	2,600	3,400.03	EUR	0.6690	0.6580	0.7040	0.7040	31.03.2020
ESNB	Expat Serbia BELEX15 UCITS ETF	2	2,500	4,361.52	EUR	0.8920	0.8870	0.9120	0.9120	31.03.2020
GRX	Expat Greece ASE UCITS ETF	13	89,032	103,722.03	EUR	0.5960	0.5620	0.6540	0.6540	31.03.2020
HUBE	Expat Hungary BUX UCITS ETF	7	25,600	37,100.54	EUR	0.7410	0.7260	0.7423	0.7400	31.03.2020
MKK1	Expat Macedonia MBI10 UCITS ETF	12	17,048	37,087.23	EUR	1.1120	1.1005	1.5460	1.1750	31.03.2020
PLX	Expat Poland WIG20 UCITS ETF	24	207,250	214,598.56	EUR	0.5290	0.4962	0.6780	0.5540	31.03.2020
ROX	Expat Romania BET UCITS ETF	6	7,930	14,730.07	EUR	0.9500	0.8480	1.1580	0.9480	31.03.2020
SK9A	Expat Slovakia SAX UCITS ETF	4	4,200	6,674.88	EUR	0.8130	0.7800	0.8422	0.8400	31.03.2020
SLQX	Expat Slovenia SBI TOP UCITS ETF	4	5,200	7,479.12	EUR	0.7350	0.7150	0.7632	0.7610	31.03.2020

Subscription Rights Segment

Issue	Issuer	Trades	Volume (lots)	Turnover (BGN)	Trading currency	Weighted Values			Closing price	As from
						Average price	Min. price	Max. price		
2AL3	Alteron REIT-Varna	1	228,645	228.65	BGN	0.0010	0.0010	0.0010	0.0010	04.03.2020

Government Securities Segment (No trades in the reported period)

IPO Segment (No trades in the reported period)

Privatisation Segment (No trades in the reported period)

Total trading statistics on a regulated market with indices components

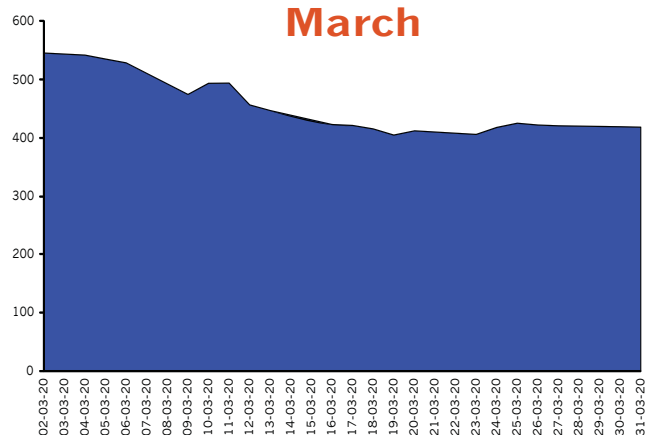
Index	Volume Traded		Value Traded		Trades	
	Total volume (lots)	% of total volume	Total turnover (BGN)	% of total turnover	All trades #	% of all trades
SOFIX	9,456,593	57.20%	15,635,041.66	57.84%	7,908	69.19%
BGBX 40	13,885,373	83.99%	22,179,195.71	82.05%	10,923	95.56%
BG REIT	2,244,168	13.57%	4,014,272.84	14.85%	1,249	10.93%
BG TR30	12,798,587	77.41%	20,902,751.95	77.33%	9,765	85.43%
CGIX *	4,993,488	30.20%	7,074,027.49	26.17%	3,973	34.76%

Market capitalisation of indices components

Index	Total (BGN)	% of total capitalization
SOFIX	2,502,285,214.04	32.80%
BGBX 40	5,632,918,117.56	73.83%
BG REIT	478,399,551.34	6.27%
BG TR30	4,649,322,010.82	60.94%
CGIX *	1,078,933,894.90	14.14%

* CGIX is an index of the National Corporate Governance Commission, which is just computed and promoted by BSE as from September 19, 2011.

SOFIX in March

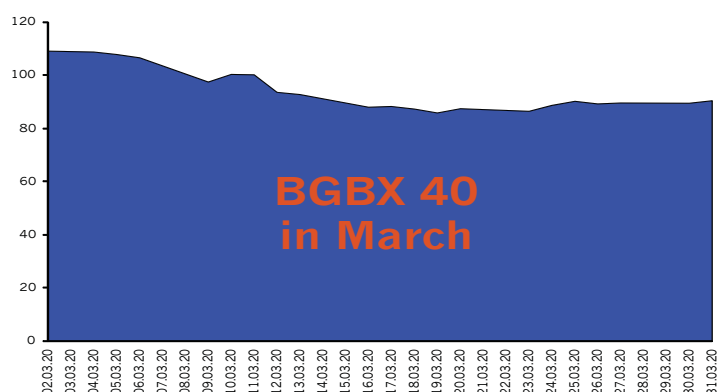


SOFIX Components

Issuer	Min. price	Max. price	Volume (lots)	Trades	Turnover (BGN)
Advance Terrafund REIT-Sofia	1.5050	1.7950	935,124	508	1,521,496.94
Albena AD-Albena	29.0000	39.4000	6,367	159	209,937.00
Gradus AD-Stara Zagora	1.3500	1.6400	288,335	375	415,914.47
Doverie United Holding PLC-Sofia	3.0000	7.1500	248,968	739	1,034,854.14
Elana Agrocredit AD-Sofia	0.9200	1.1200	309,087	182	308,820.91
Industrial Holding Bulgaria PLC-Sofia	0.7400	1.0100	481,984	129	436,803.25
Monbat AD-Sofia	3.9800	6.1500	87,827	315	409,259.02
M+S Hydraulic AD-Kazanlak	5.0000	6.1500	182,385	128	999,422.40
Sopharma AD-Sofia	2.4000	3.5700	733,945	1,002	2,006,705.59
Stara Planina Hold AD-Sofia	4.6000	5.6000	206,538	253	987,979.34
CB First Investment Bank AD-Sofia	1.4500	2.7600	315,629	496	561,447.92
CB Central Cooperative Bank AD-Sofia	0.7600	1.3750	796,881	686	751,098.60
Bulgarian Real Estate Fund REIT-Sofia	1.4900	2.1200	1,234,532	703	2,201,452.90
Chimimport AD-Sofia	0.8120	1.4450	3,627,766	2,178	3,744,119.38
Holding Varna AD-Varna	35.2000	39.0000	1,225	55	45,729.80

BGBX 40 Components

Issuer	Min. price	Max. price	Volume (lots)	Trades	Turnover (BGN)
Agria Group Holding AD-Varna	4.5000	6.8000	16,098	62	90,406.56
Advance Terrafund REIT-Sofia	1.5050	1.7950	935,124	508	1,521,496.94
Aktiv Properties REIT-Plovdiv	8.4000	11.2000	2,173	13	21,552.80
Albena AD-Albena	29.0000	39.4000	6,367	159	209,937.00
Alcomet AD-Shumen	4.6000	7.3500	9,420	61	50,648.23
Allterco AD-Sofia	2.7000	3.8000	92,982	196	274,522.94
Bulgarian Stock Exchange-Sofia	3.4000	4.8000	13,133	65	53,452.12
Velgraf Asset Management AD-Sofia	3.9600	4.0000	9,910	5	39,244.00
Gradus AD-Stara Zagora	1.3500	1.6400	288,335	375	415,914.47
Doverie United Holding PLC-Sofia	3.0000	7.1500	248,968	739	1,034,854.14
Eurohold Bulgaria AD-Sofia	0.7400	1.4200	1,158,697	247	1,147,698.50
Elana Agrocredit AD-Sofia	0.9200	1.1200	309,087	182	308,820.91
Zarneni Hrani Bulgaria AD-Sofia	0.1040	0.2000	734,569	185	101,643.87
Industrial Capital Holding AD-Sofia	1.3400	1.8100	28,249	65	43,329.49
Industrial Holding Bulgaria PLC-Sofia	0.7400	1.0100	481,984	129	436,803.25
Odessos Shiprepair Yard AD-Varna	61.5000	84.0000	378	28	27,927.50
Korado Bulgaria AD-Strazhitsa	4.3000	5.9500	42,466	125	213,751.13
Monbat AD-Sofia	3.9800	6.1500	87,827	315	409,259.02
M+S Hydraulic AD-Kazanlak	5.0000	6.1500	182,385	128	999,422.40
Neochim AD-Dimitrovgrad	17.2000	35.0000	7,734	146	197,430.20
Rodna Zemya Holding AD-Dobrich	1.6000	2.3000	27,200	14	61,712.00
Synergon Holding AD-Sofia	0.6000	0.8600	16,597	19	12,117.53
Sirma Group Holding JSC-Sofia	0.3640	0.4880	1,710,646	376	664,842.41
Sopharma AD-Sofia	2.4000	3.5700	733,945	1,002	2,006,705.59
Sopharma Properties REIT-Sofia	5.8000	6.6000	172,778	172	1,069,194.55
Sopharma Trading AD-Sofia	4.0000	5.7000	66,173	233	321,856.90
Sofia Commerce-Pawn Brokerage AD-Sofia	4.8000	6.1000	86,924	134	455,754.05
Speedy AD-Sofia	47.2000	55.0000	13,602	205	685,324.10
Stara Planina Hold AD-Sofia	4.6000	5.6000	206,538	253	987,979.34
CB First Investment Bank AD-Sofia	1.4500	2.7600	315,629	496	561,447.92
CB Central Cooperative Bank AD-Sofia	0.7600	1.3750	796,881	686	751,098.60
Trace Group Hold AD-Sofia	2.1200	3.6000	140,863	387	357,758.14
Bulgarian Real Estate Fund REIT-Sofia	1.4900	2.1200	1,234,532	703	2,201,452.90
Hydraulic Elements and Systems AD-Yambol	3.0600	4.1200	70,360	124	251,112.20
Chimimport AD-Sofia	0.8120	1.4450	3,627,766	2,178	3,744,119.38
Holding Varna AD-Varna	35.2000	39.0000	1,225	55	45,729.80
Holding Sveta Sofia AD-Sofia	3.6200	3.6200	225	1	814.50
Tchaikapharma High Quality Medicines AD-Sofia	11.0000	11.6000	3,843	26	43,541.70
CEZ Distribution Bulgaria AD-Sofia	157.0000	202.0000	2,009	113	349,781.00
Yuri Gagarin PLC-Plovdiv	3.5000	7.2000	1,751	13	8,737.64

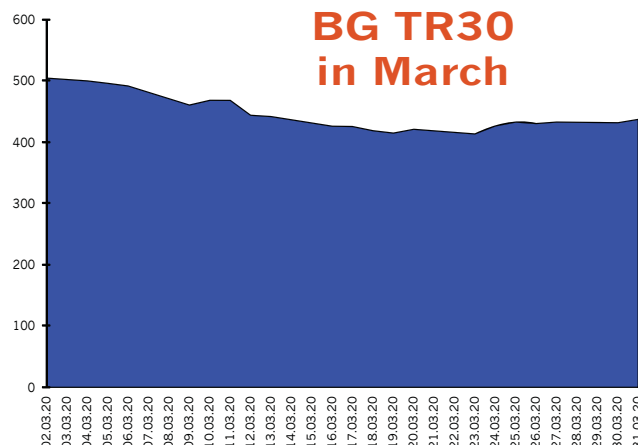
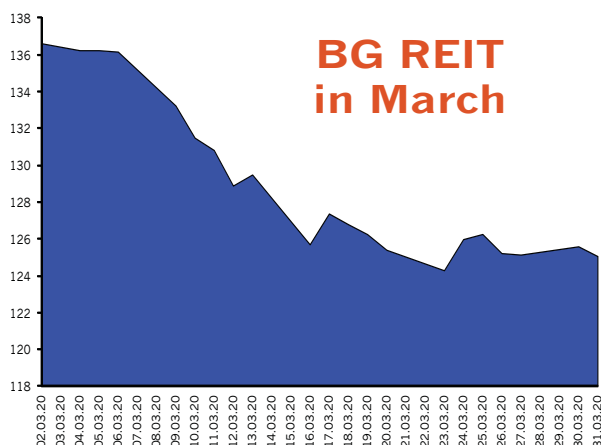


BG REIT Components

Issuer	Min. price	Max. price	Volume (lots)	Trades	Turnover (BGN)
Advance Terrafund REIT-Sofia	1.5050	1.7950	935,124	508	1,521,496.94
Aktiv Properties REIT-Plovdiv	8.4000	11.2000	2,173	13	21,552.80
Balkan and Sea Properties REIT-Varna	17.2000	17.2000	15	1	258.00
Roi Property Fund REIT-Sofia	6.1000	6.1000	10	1	61.00
Super Borovetz Property Fund REIT-Varna	2.5600	2.5600	70,450	21	180,352.00
Bulgarian Real Estate Fund REIT-Sofia	1.4900	2.1200	1,234,532	703	2,201,452.90
CCB Real Estate Fund REIT-Sofia	47.8000	47.8000	1,864	2	89,099.20

BG TR30 Components

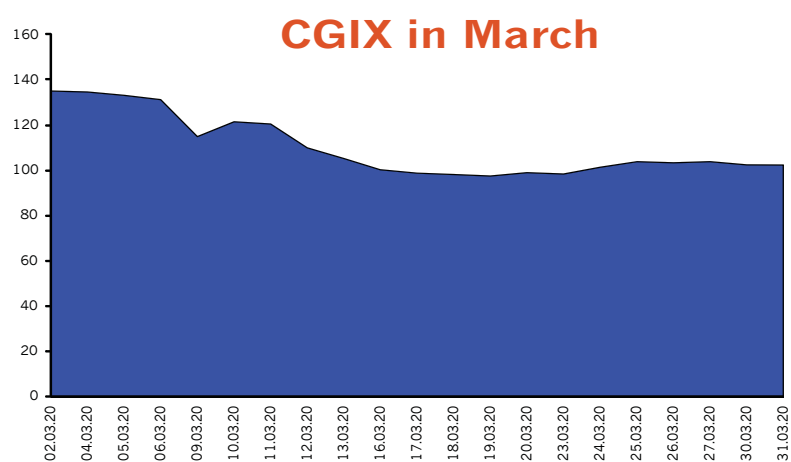
Issuer	Min. price	Max. price	Volume (lots)	Trades	Turnover (BGN)
Advance Terrafund REIT-Sofia	1.5050	1.7950	935,124	508	1,521,496.94
Aktiv Properties REIT-Plovdiv	8.4000	11.2000	2,173	13	21,552.80
Albena AD-Albena	29.0000	39.4000	6,367	159	209,937.00
Balkan and Sea Properties REIT-Varna	17.2000	17.2000	15	1	258.00
Velgraf Asset Management AD-Sofia	3.9600	4.0000	9,910	5	39,244.00
Gradus AD-Stara Zagora	1.3500	1.6400	288,335	375	415,914.47
Doverie United Holding PLC-Sofia	3.0000	7.1500	248,968	739	1,034,854.14
Eurohold Bulgaria AD-Sofia	0.7400	1.4200	1,158,697	247	1,147,698.50
Elana Agrocredit AD-Sofia	0.9200	1.1200	309,087	182	308,820.91
Galata Investment Company AD-Varna	1.9600	1.9600	200	1	392.00
Industrial Capital Holding AD-Sofia	1.3400	1.8100	28,249	65	43,329.49
Industrial Holding Bulgaria PLC-Sofia	0.7400	1.0100	481,984	129	436,803.25
Capital Management SPV-Sofia	62.0000	65.0000	4,770	10	295,770.00
M+S Hydraulic AD-Kazanlak	5.0000	6.1500	182,385	128	999,422.40
Monbat AD-Sofia	3.9800	6.1500	87,827	315	409,259.02
Rodna Zemya Holding AD-Dobrich	1.6000	2.3000	27,200	14	61,712.00
Sirma Group Holding JSC-Sofia	0.3640	0.4880	1,710,646	376	664,842.41
Sopharma AD-Sofia	2.4000	3.5700	733,945	1,002	2,006,705.59
Sopharma Properties REIT-Sofia	5.8000	6.6000	172,778	172	1,069,194.55
Sopharma Trading AD-Sofia	4.0000	5.7000	66,173	233	321,856.90
Speedy AD-Sofia	47.2000	55.0000	13,602	205	685,324.10
Stara Planina Hold AD-Sofia	4.6000	5.6000	206,538	253	987,979.34
CB First Investment Bank AD-Sofia	1.4500	2.7600	315,629	496	561,447.92
CB Central Cooperative Bank AD-Sofia	0.7600	1.3750	796,881	686	751,098.60
Trace Group Hold AD-Sofia	2.1200	3.6000	140,863	387	357,758.14
Bulgarian Real Estate Fund REIT-Sofia	1.4900	2.1200	1,234,532	703	2,201,452.90
Chimimport AD-Sofia	0.8120	1.4450	3,627,766	2,178	3,744,119.38
Himsnab Bulgaria AD-Sofia	44.0000	49.0000	4,709	15	208,996.40
Holding Varna AD-Varna	35.2000	39.0000	1,225	55	45,729.80
CEZ Distribution Bulgaria AD-Sofia	157.0000	202.0000	2,009	113	349,781.00



Corporate Governance Index CGIX

CGIX Components

Issuer	Min. price	Max. price	Volume (lots)	Trades	Turnover (BGN)
Albena AD-Albena	29.0000	39.4000	6,367	159	209,937.00
Bulgarian Stock Exchange-Sofia	3.4000	4.8000	13,133	65	53,452.12
Industrial Holding Bulgaria PLC-Sofia	0.7400	1.0100	481,984	129	436,803.25
Korado Bulgaria AD-Strazhitsa	4.3000	5.9500	42,466	125	213,751.13
Monbat AD-Sofia	3.9800	6.1500	87,827	315	409,259.02
Sopharma AD-Sofia	2.4000	3.5700	733,945	1,002	2,006,705.59
Chimimport AD-Sofia	0.8120	1.4450	3,627,766	2,178	3,744,119.38



CGIX is the index of the companies enjoying good corporate governance as selected by the National Corporate Governance Commission.

The starting date of calculation of the CGIX is September 19, 2011.

CGIX is an index of the National Corporate Governance Commission but is currently computed and promoted by BSE.

The Rules on calculating the Corporate Governance Index (CGIX) are available in Bulgarian at http://download.bse-sofia.bg/others/CGIX_Index_Rules_BG.pdf

Premium Equities Segment* (based on non-consolidated reports**)

Issue	Issuer	P / E	P / S	P / B	P / EBIT	ROA	EBIT / Total Asts.	ROE	EBIT / Equity	Current Ratio	Debt / Equity	Assets Turnover
4CF	CB Central Cooperative Bank AD-Sofia			0.22							0.91	
5F4	CB First Investment Bank AD-Sofia			0.21							0.91	
6C4	Chimimport AD-Sofia	6.45	4.05	0.19	5.47	0.02	0.03	0.03	0.03	2.58	0.17	0.04
4KX	Korado Bulgaria AD-Strazhitsa	15.86	1.59	3.25	11.43	0.14	0.16	0.20	0.22	4.02	0.27	1.38
5MB	Monbat AD-Sofia	20.16	0.43	0.94	8.07	0.02	0.04	0.05	0.08	1.38	0.57	0.99
SKK	Sirma Group Holding JSC-Sofia	13.09	4.38	0.31	8.02	0.02	0.02	0.02	0.03	0.29	0.22	0.05
3JR	Sopharma AD-Sofia	8.91	1.41	0.69	5.50	0.06	0.07	0.08	0.09	1.49	0.23	0.38

Premium Equities Segment* (based on consolidated reports**)

Issue	Issuer	P / E	P / S	P / B	P / EBIT	ROA	EBIT / Total Asts.	ROE	EBIT / Equity	Current Ratio	Debt / Equity	Assets Turnover
4CF	CB Central Cooperative Bank AD-Sofia			0.22							0.91	
5F4	CB First Investment Bank AD-Sofia	1.12	0.49	0.22		0.02		0.20			0.91	
6C4	Chimimport AD-Sofia	3.15	0.02	0.16	0.99	0.01	0.01	0.05	0.08	1.13	0.83	1.57
4KX	Korado Bulgaria AD-Strazhitsa											
5MB	Monbat AD-Sofia	11.74	0.47	0.72	4.37	0.03	0.04	0.06	0.08	1.53	0.53	0.73
SKK	Sirma Group Holding JSC-Sofia	5.80	0.38	0.25	2.24	0.03	0.04	0.04	0.05	0.90	0.27	0.41
3JR	Sopharma AD-Sofia	3.94	0.27	0.64	2.42	0.08	0.09	0.18	0.20	1.13	0.51	1.18

Standard Equities Segment* (based on non-consolidated reports**)

Issue	Issuer	P / E	P / S	P / B	P / EBIT	ROA	EBIT / Total Asts.	ROE	EBIT / Equity	Current Ratio	Debt / Equity	Assets Turnover
94G	235 Holdings AD-Sofia			23.08						0.71	0.01	
A72	Agria Group Holding AD-Varna	48.12	9.14	0.66	13.76	0.01	0.02	0.01	0.04	0.94	0.57	0.03
6AB	Albena AD-Albena	7.47	1.32	0.26	3.31	0.03	0.03	0.04	0.04	0.59	0.19	0.16
6AM	Alcomet AD-Shumen	9.76	0.26	0.42	3.42	0.02	0.03	0.04	0.05	1.31	0.43	0.94
A4L	Allterco AD-Sofia	10.08	4.56	2.27	9.35	0.19	0.20	0.23	0.25	7.09	0.18	0.42
A00	BG Agro AD-Varna	500.55	79.33	1.27	436.29					10.22		0.02
5BP	Billboard AD-Sofia	9.58	0.46	0.20	2.13	0.01	0.03	0.02	0.04	1.72	0.37	0.28
5BR	Bulgarian River Shipping AD-Ruse	11.85	1.24	0.21	4.58	0.01	0.02	0.02	0.02	0.59	0.18	0.14
BSO	Bulgarian Stock Exchange-Sofia	66.28	7.39	2.49	54.18	0.03	0.03	0.04	0.03	6.18	0.07	0.30
5BN	CB Bulgarian American Credit Bank AD-Sofia	11.02	3.17	0.81		0.01		0.08			0.88	
5CP	CB Texim Bank AD-Sofia			1.99							0.89	
3CZ	CEZ Distribution Bulgaria AD-Sofia	17.90	0.93	0.54	3.26	0.02	0.03	0.03	0.04	0.60	0.34	0.40
1CZ	CEZ Electro Bulgaria AD-Sofia	4.97	0.13	0.50	4.21	0.05	0.06	0.11	0.12	1.90	0.53	1.97
5DOV	Doverie United Holding PLC-Sofia	42.98	13.54	1.88	25.28	0.02	0.03	0.04	0.07	0.49	0.49	0.07
0EA	Elana Agrocredit AD-Sofia	13.22	4.77	0.87	10.14	0.05	0.06	0.07	0.09	5.48	0.27	0.13
52E	Elhim Iskra AD-Pazardzhik	40.44	0.54	0.51	7.75	0.01	0.01	0.01	0.01	10.19	0.11	0.84
57E	EMKA AD-Sevlievo	8.56	0.39	0.90	5.76	0.10	0.10	0.11	0.11	7.74	0.09	2.16
5EO	Etropal AD-Etropole	3625.00	4.35	5.70	36.66		0.02		0.05	0.90	0.64	0.49
4EH	Eurohold Bulgaria AD-Sofia		25.52	0.69	212.22					0.02	0.45	0.01
4F6	Fazerles AD-Silistra		0.51	0.39	13.76					15.01	0.07	0.72
4F8	Formoplast AD-Kardzhali		14.11	8.96	153.58					3.21	0.18	0.51
GTH	Galata Investment Company AD-Varna	722.58	27.55	1.75	678.78					4.21	0.01	0.06
GR6	Gradus AD-Stara Zagora	11.38	10.79	1.08	11.39	0.04	0.04	0.04	0.04	151.21		0.04
58E	Himsnab Bulgaria AD-Sofia	77.77	111.75	1.41	68.64	0.01	0.02	0.02	0.02	3.00	0.21	0.01
6N3	Holding Nov Vek AD-Sofia	33.31	15.06	1.72	19.08	0.02	0.04	0.06	0.10	4.52	0.47	0.05
4HS	Holding Sveta Sofia AD-Sofia	24.97	7.66	0.98	12.00	0.02	0.03	0.04	0.08	1.48	0.66	0.05
5V2	Holding Varna AD-Varna	139.72	32.86	1.27	46.18	0.01	0.02	0.01	0.02	2.67	0.23	0.03
4HE	Hydraulic Elements and Systems AD-Yambol	13.83	0.97	1.55	7.32	0.09	0.10	0.12	0.13	2.76	0.17	1.30

* Ratios are calculated on the base of the last weighted-average price as of the end of the month

** Financial reports data (ttm)

Methodology for Calculation of Financial Ratios is available at http://download.bse-sofia.bg/pdf/methodology_en.pdf

Financial Ratios

March
2020

Issue	Issuer	P / E	P / S	P / B	P / EBIT	ROA	EBIT / Total Asts.	ROE	EBIT / Equity	Current Ratio	Debt / Equity	Assets Turnover
4I8	Industrial Capital Holding AD-Sofia	14.03	7.03	0.92	13.66	0.06	0.06	0.07	0.07	10.47	0.04	0.12
4ID	Industrial Holding Bulgaria PLC-Sofia	6.73	6.04	0.34	6.44	0.05	0.05	0.05	0.05	1.58	0.06	0.05
6R1	Industry Development Holding JSC-Sofia	7.70	3.96	0.93	4.36	0.05	0.09	0.13	0.23	3.12	0.58	0.10
4IN	Investor.BG AD-Sofia	1280.10	7.40	2.07	297.17					2.08	0.16	0.24
4L4	Lavena AD-Shumen	32.63	1.85	1.71	14.79	0.03	0.04	0.05	0.07	4.26	0.34	0.61
5MH	M+S Hydraulic AD-Kazanlak	16.52	1.93	2.68	9.67	0.13	0.15	0.16	0.18	3.11	0.15	1.14
178B	Neo London Capital PLC-Sofia			0.86	63.10					10.24	0.59	
3NB	Neochim AD-Dimitrograd		0.23	0.78						1.13	0.37	1.99
5ODE	Odessos Shiprepair Yard AD-Varna	10.72	0.91	0.57	6.05	0.05	0.05	0.05	0.06	2.48	0.08	0.58
4O1	Oil and Gas Exploration and Production AD-Sofia	19.60	2.51	0.67	7.04	0.03	0.03	0.03	0.04	2.11	0.23	0.21
5PET	Petrol AD-Sofia		0.01	0.56	19.12					1.33	0.90	4.21
P2B	Port Flot-Burgas AD-Burgas											
RGL	Regala Invest AD-Varna		126.89	2.25	185.42		0.01		0.01	1.35	0.14	0.02
6R2	Rodna Zemya Holding AD-Dobrich	1135.14	11.31	1.65	34.71		0.02		0.04	2.36	0.43	0.06
6S4	Severcoop Gamza Holding AD-Sofia	35.45	5.72	0.80	8.98	0.01	0.04	0.02	0.09	2.21	0.62	0.06
6S5	Sila Holding AD-Sofia	99.36	36.15	1.53	50.77	0.01	0.02	0.02	0.03	4.09	0.35	0.03
6SOA	Sofia Commerce-Pawn Brokerage AD-Sofia	6.65	1.84	1.02	5.84	0.14	0.16	0.16	0.18	10.69	0.10	0.52
SO5	Sopharma Trading AD-Sofia	8.51	0.21	1.77	5.33	0.05	0.06	0.23	0.29	1.12	0.76	2.00
OSP	Speedy AD-Sofia	14.38	1.78	4.05	7.43	0.13	0.16	0.32	0.39	0.90	0.56	1.08
3NJ	SS Konstantine And Elena Holding AD-Varna	18.81	4.75	1.09	10.88	0.03	0.05	0.06	0.09	1.54	0.46	0.13
5SR	Stara Planina Hold AD-Sofia	15.95	13.42	2.59	15.94	0.14	0.14	0.16	0.16	0.99	0.12	0.17
6S7	Synergion Holding AD-Sofia		7.16	0.11						0.23	0.31	0.01
EHN	Synthetica AD-Sofia		44.51	7.90	174.80		0.01		0.04	0.52	0.75	0.05
7TH	Tchaikapharma High Quality Medicines AD-Sofia	318.22	25.82	9.83	137.42	0.02	0.03	0.03	0.03	4.95	0.17	0.31
3TV	Toplivo AD-Sofia		0.05	0.10	24.39					2.07	0.38	1.23
T57	Trace Group Hold AD-Sofia	4.11	0.38	0.52	3.36	0.09	0.09	0.13	0.14	1.75	0.37	0.94
1VX	Velgraf Asset Management AD-Sofia	398.73	36.20	2.38	68.88		0.01	0.01	0.02	1.88	0.26	0.05
4PX	Yuri Gagarin PLC-Plovdiv	1.74	0.03	0.04	0.35	0.01	0.03	0.02	0.04	2.00	0.44	0.75
T43	Zarneni Hrani Bulgaria AD-Sofia	8.46	3.95	0.10	5.91	0.01	0.01	0.01	0.02	0.96	0.17	0.02
3ZL	Zlatni Pyasatsi AD-Varna		0.80	0.08	12.94					5.76	0.05	0.09

Standard Equities Segment* (based on consolidated reports**)

Issue	Issuer	P / E	P / S	P / B	P / EBIT	ROA	EBIT / Total Asts.	ROE	EBIT / Equity	Current Ratio	Debt / Equity	Assets Turnover
94G	235 Holdings AD-Sofia		67.33	23.57						67.32	0.01	0.20
A72	Agria Group Holding AD-Varna	3.21	0.11	0.25	1.36	0.03	0.05	0.08	0.11	1.22	0.56	0.92
6AB	Albena AD-Albena	13.70	1.01	0.26	3.45	0.01	0.02	0.02	0.03	0.65	0.25	0.19
6AM	Alcomet AD-Shumen	9.76	0.26	0.42	3.42	0.02	0.03	0.04	0.05	1.31	0.43	0.94
A4L	Allterco AD-Sofia	6.41	1.07	1.50	4.85	0.17	0.20	0.24	0.28	3.10	0.25	1.02
A00	BG Agro AD-Varna	26.28	0.65	0.93	10.00	0.02	0.03	0.04	0.05	1.10	0.44	0.85
5BP	Billboard AD-Sofia	6.83	0.11	0.19	0.95	0.01	0.04	0.03	0.08	0.90	0.51	0.73
5BR	Bulgarian River Shipping AD-Ruse	19.78	0.79	0.20	4.20	0.01	0.01	0.01	0.01	1.02	0.16	0.20
BSO	Bulgarian Stock Exchange-Sofia	8.74	2.49	1.65	6.93	0.03	0.04	0.20	0.23	1.11	0.87	0.11
5BN	CB Bulgarian American Credit Bank AD-Sofia	10.53	3.11	0.80		0.01		0.08			0.88	
5CP	CB Texim Bank AD-Sofia			1.96							0.89	
3CZ	CEZ Distribution Bulgaria AD-Sofia	15.57	0.91	0.54	3.04	0.02	0.03	0.04	0.04	0.61	0.34	0.40
5DOV	Doverie United Holding PLC-Sofia	0.34	0.17	0.25	0.30	0.29	0.32	1.74	1.46	0.89	0.83	0.58
5EO	Etropal AD-Etropole	1,000.00	4.30	5.54	35.32		0.02	0.01	0.05	0.92	0.63	0.49
4EH	Eurohold Bulgaria AD-Sofia	39.86	0.14	1.36	4.11		0.02	0.03	0.16	1.07	0.87	1.11

* Ratios are calculated on the base of the last weighted-average price as of the end of the month

** Financial reports data (ttm)

Methodology for Calculation of Financial Ratios is available at http://download.bse-sofia.bg/pdf/methodology_en.pdf

Financial Ratios

March
2020

Issue	Issuer	P / E	P / S	P / B	P / EBIT	ROA	EBIT / Total Asts.	ROE	EBIT / Equity	Current Ratio	Debt / Equity	Assets Turnover
GR6	Gradus AD-Stara Zagora	8.24	0.83	1.10	5.20	0.04	0.05	0.05	0.06	3.45	0.13	0.44
58E	Himnab Bulgaria AD-Sofia	30.50	4.28	1.07	16.50	0.02	0.03	0.04	0.05	2.04	0.36	0.14
6N3	Holding Nov Vek AD-Sofia	8.70	1.69	2.11	5.69	0.07	0.09	0.29	0.38	2.83	0.67	0.36
4HS	Holding Sveta Sofia AD-Sofia	22.63	2.44	0.98	5.15	0.01	0.04	0.04	0.18	1.22	0.76	0.10
5V2	Holding Varna AD-Varna	96.56	2.88	1.29	15.56	0.01	0.02	0.01	0.04	1.32	0.51	0.18
4I8	Industrial Capital Holding AD-Sofia	7.56	0.09	0.41	0.71	0.02	0.10	0.05	0.12	4.32	0.13	1.28
4ID	Industrial Holding Bulgaria PLC-Sofia	10.12	0.70	0.25	3.04	0.02	0.03	0.02	0.04	1.12	0.20	0.28
6R1	Industry Development Holding JSC-Sofia	4.87	2.21	0.66	2.61	0.04	0.08	0.15	0.24	2.72	0.63	0.09
4IN	Investor.BG AD-Sofia		4.45	3.05						1.75	0.51	0.31
4L4	Lavena AD-Shumen	35.99	1.85	1.70	13.96	0.03	0.04	0.05	0.06	3.99	0.34	0.60
5MH	M+S Hydraulic AD-Kazanlak	15.91	1.89	2.75	9.33	0.14	0.16	0.18	0.20	3.12	0.15	1.20
3NB	Neochim AD-Dimitrograd		0.23	0.76						1.15	0.37	1.99
4O1	Oil and Gas Exploration and Production AD-Sofia	18.37	1.83	0.76	6.52	0.03	0.04	0.04	0.05	2.72	0.24	0.30
5PET	Petrol AD-Sofia		0.01	0.52	2.96					1.23	0.90	3.89
6R2	Rodna Zemya Holding AD-Dobrich	56.00	0.65	1.48	12.56	0.01	0.03	0.02	0.07	1.52	0.62	0.71
6S4	Severcoop Gamza Holding AD-Sofia	30.14	1.53	0.77	4.19	0.01	0.04	0.03	0.17	2.30	0.77	0.13
6S5	Sila Holding AD-Sofia			1.51	6.61					1.87	0.61	
6SOA	Sofia Commerce-Pawn Brokerage AD-Sofia	5.69	1.71	0.99	4.94	0.16	0.18	0.19	0.21	11.58	0.12	0.54
SO5	Sopharma Trading AD-Sofia	19.55	0.18	2.32	5.72	0.02	0.03	0.13	0.21	1.07	0.84	2.11
OSP	Speedy AD-Sofia	12.75	1.16	4.30	5.51	0.13	0.17	0.40	0.51	0.99	0.64	1.44
3NJ	SS Konstantine And Elena Holding AD-Varna	54.07	1.40	1.23	6.12	0.01	0.03	0.02	0.09	0.59	0.68	0.22
5SR	Stara Planina Hold AD-Sofia	15.08	0.45	1.04	3.00	0.03	0.09	0.07	0.11	3.27	0.16	0.99
6S7	Synergon Holding AD-Sofia	4.31	0.03	0.06	0.86	0.01	0.01	0.01	0.02	1.44	0.25	1.07
EHN	Synthetica AD-Sofia		7.45	7.59						0.66	0.74	0.23
3TV	Toplivo AD-Sofia		0.05	0.10	24.39					2.07	0.40	1.24
T57	Trace Group Hold AD-Sofia	3.84	0.19	0.53	2.48	0.07	0.08	0.15	0.18	1.33	0.54	1.42
1VX	Velgraf Asset Management AD-Sofia	426.46	49.64	2.39	67.10		0.01	0.01	0.02	1.87	0.27	0.03
4PX	Yuri Gagarin PLC-Plovdiv	1.60	0.03	0.04	0.32	0.02	0.03	0.03	0.04	2.02	0.45	0.88
T43	Zarneni Hrani Bulgaria AD-Sofia	6.54	0.31	0.11	1.48	0.01	0.03	0.02	0.03	1.68	0.24	0.22
3ZL	Zlatni Pyasatsi AD-Varna		0.33	0.09	5.02					7.47	0.05	0.24

SPVs Segment* (based on non-consolidated reports**)

Issue	Issuer	P / E	P / S	P / B	P / EBIT	ROA	EBIT / Total Asts.	ROE	EBIT / Equity	Current Ratio	Debt / Equity	Assets Turnover
6A6	Advance Terrafund REIT-Sofia	24.80	5.26	0.54	24.80	0.02	0.02	0.02	0.02	11.31	0.01	0.10
5AX	Aktiv Properties REIT-Plovdiv	14.59	1.24	0.88	14.09	0.05	0.05	0.06	0.06	8.69	0.01	0.59
5H4	Balkan and Sea Properties REIT-Varna	203.26	42.95	2.23	47.21	0.01	0.02	0.01	0.04	6.64	0.43	0.03
BPY	Bravo Property Fund REIT-Sofia	7.51	4.97	1.01	6.01	0.07	0.09	0.14	0.17	2.59	0.46	0.11
5BU	Bulgarian Real Estate Fund REIT-Sofia	10.91	6.49	0.52	10.34	0.04	0.04	0.05	0.05	4.02	0.11	0.07
9BH	Bulgarian Receivables Fund SPE-Sofia	9.87		1.04	9.71	0.02	0.02	0.04	0.04		0.68	
5BD	Bulland Investments REIT-Sofia	31.77	3.04	0.84	17.67	0.02	0.04	0.03	0.05	3.44	0.36	0.21
5CQ	Capital Management SPV-Sofia	9.88		1.62	8.72	0.09	0.10	0.18	0.20	3.86	0.42	
5EX	Exclusive Property REIT-Sofia	2.84	6.90	0.82	2.52	0.16	0.17	0.31	0.34	0.16	0.47	0.06
E7P	Expat Beta REIT-Sofia		50.89	0.92						0.16	0.23	0.01
6F3	FairPlay Properties REIT-Sofia	5.17	0.39	0.16	4.18	0.03	0.03	0.03	0.03	8.50	0.14	0.34
FAW	Finance Assistance Management SPV-Sofia											
RPR	Roi Property Fund REIT-Sofia	72.02	13.94	1.64	17.58	0.01	0.03	0.02	0.08	0.46	0.65	0.04
6S6	Sopharma Properties REIT-Sofia	17.19	10.64	2.03	16.47	0.08	0.09	0.12	0.12	0.08	0.28	0.14
6SB	Super Borovetz Property Fund REIT-Varna	21.63	7.74	1.33	11.69	0.03	0.05	0.07	0.13	2.67	0.52	0.07

* Ratios are calculated on the base of the last weighted-average price as of the end of the month

** Financial reports data (ttm)

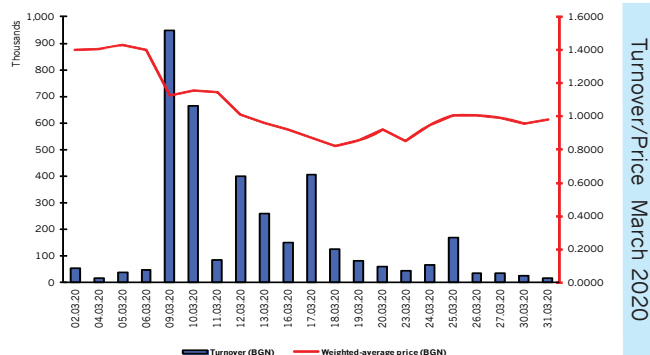
Methodology for Calculation of Financial Ratios is available at http://download.bse-sofia.bg/pdf/methodology_en.pdf

Top 5 Stocks by Trades

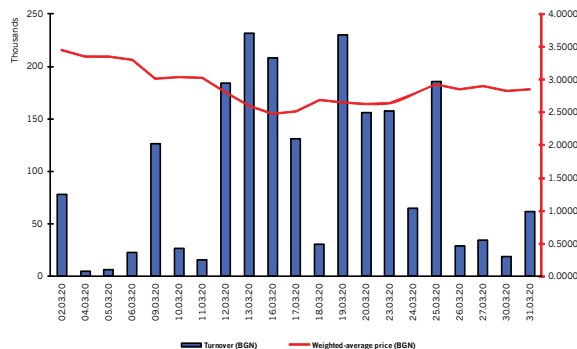
March 2020

Chimimport

BSE code of the issue	6C4
Volume of the issue (common shares)	239,646,267
Nominal value (BGN per share)	1.00
Last gross dividend 2018 (BGN per share)	0.0630
Trading on regulated market as from the beginning of the year	
Volume in lots	4,731,507
Value in BGN	5,447,400.25
Trades	3,237



Turnover/Price March 2020

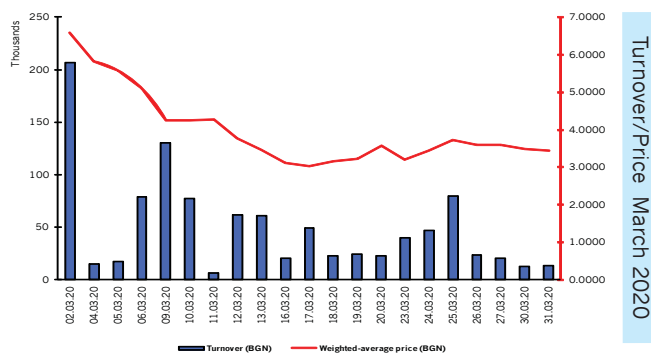


Sopharma

BSE code of the issue	3JR
Volume of the issue (common shares)	134,797,899
Nominal value (BGN per share)	1.00
Last 6-month gross dividend 2019 (BGN per share)	0.0500
Trading on regulated market as from the beginning of the year	
Volume in lots	1,091,094
Value in BGN	3,219,910.76
Trades	1,510

Doverie United Holding

BSE code of the issue	5DOV
Volume of the issue (common shares)	18,736,099
Nominal value (BGN per share)	1.00
Last gross dividend 2018 (BGN per share)	0.00
Trading on regulated market as from the beginning of the year	
Volume in lots	688,133
Value in BGN	3,405,699.10
Trades	1,771

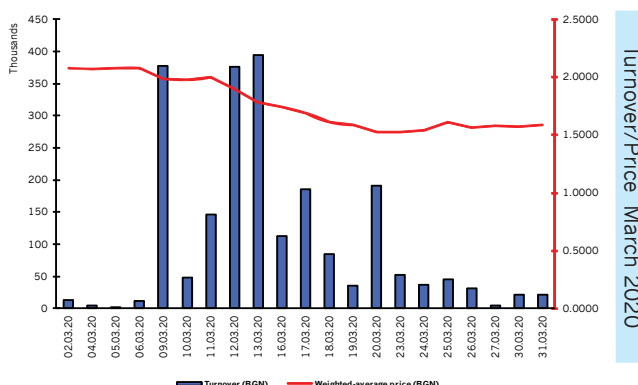


Top 5 Stocks by Trades

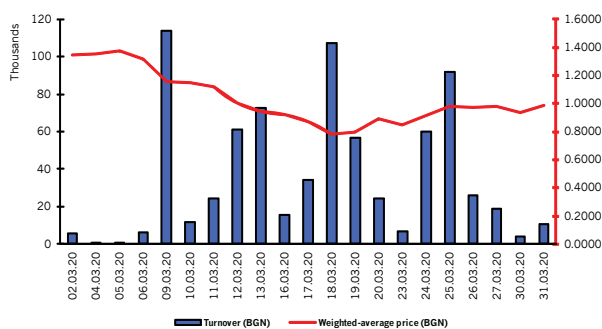
March 2020

Bulgarian Real Estate Fund REIT

BSE code of the issue	5BU
Volume of the issue (common shares)	34,641,925
Nominal value (BGN per share)	1.00
Last gross dividend 2018 (BGN per share)	0.0996
Trading on regulated market as from the beginning of the year	
Volume in lots	1,947,931
Value in BGN	3,692,941.10
Trades	1,011



Turnover/Price March 2020



Central Cooperative Bank

BSE code of the issue	4CF
Volume of the issue (common shares)	127,129,970
Nominal value (BGN per share)	1.00
Last gross dividend 2018 (BGN per share)	0.00
Trading on regulated market as from the beginning of the year	
Volume in lots	1,216,955
Value in BGN	1,374,957.39
Trades	1,126