

**March
2019**

MONTHLY BULLETIN



БФБ

BULGARIAN STOCK EXCHANGE

1000 Sofia, 6 Tri ushi St.

Tel: (+359 2) 937 09 45; Fax: (+359 2) 937 09 46

<http://www.bse-sofia.bg>; e-mail: bse@bse-sofia.bg

General Statistics

March
2019

Capitalization of BSE Main Market		Change	
As of 31 March 2019		February *	March *
Market Segment	Capitalization	2019	2018
Premium Equities Segment	1,913,483,426.19	-3.86%	-13.62%
Standard Equities Segment	6,198,591,926.13	1.78%	-0.99%
Special Purpose Vehicles Segment	607,156,924.59	-0.22%	-12.70%
Total Capitalization of BSE Main Market	8,719,232,276.91	0.35%	-4.93%

* as of the end of the period

Issues admitted to trading on BSE Main Market			
Market Segment	Number of new issues	Number of delisted issues	Number of listed issues as of the end of the month
Premium Equities Segment	0	0	7
Standard Equities Segment	0	0	59
Special Purpose Vehicles Segment	0	0	12
Bonds Segment	0	1	65
Compensatory Instruments Segment	0	0	3
Exchange Traded Products Segment	0	0	13
Subscription Rights Segment	1	4	0
Initial Public Offering Segment	0	0	0
Government Securities Segment	0	0	15
TOTAL :	1	5	174

* as of the end of the period

BSE Indices

SOFIX

Value *	583.87
Monthly change	-0.26%
Annual change	-10.06%
P/E **	11.63
P/B **	1.07

BGBX 40

Value *	116.27
Monthly change	0.12%
Annual change	-9.55%
P/E **	15.39
P/B **	1.50

BG TR30

Value *	506.03
Monthly change	0.00%
Annual change	-5.64%
P/E **	21.72
P/B **	1.90

BG REIT

Value *	120.64
Monthly change	-0.21%
Annual change	4.97%
P/E **	13.23
P/B **	0.98

* Values as of 31 March 2019

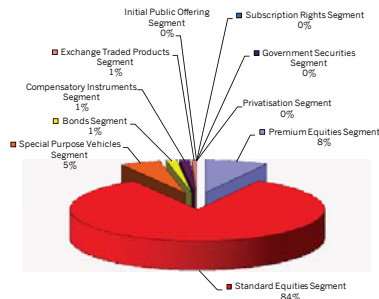
** P (prices) are weighted-average

** Financial reports data (ttm)

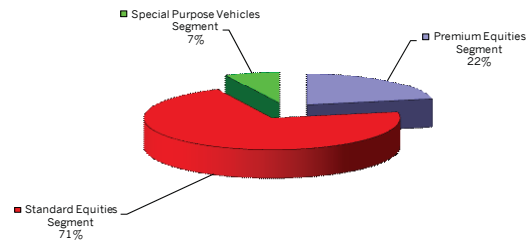
Monthly Trading by BSE Main Market Segments

Market Segment	March 2019			Change in turnover (%)	
	Trades	Turnover (BGN)	Volume (lots)	February 2019	March 2018
Premium Equities Segment	883	2,477,438	888,934	-27.63%	-34.11%
Standard Equities Segment	2,571	25,922,499	7,826,872	99.02%	-4.15%
Special Purpose Vehicles Segment	353	1,587,994	353,754	-7.66%	30.89%
Bonds Segment	7	413,569	430	-57.55%	-85.54%
Compensatory Instruments Segment	100	404,689	892,671	-22.38%	39.73%
Exchange Traded Products Segment	49	171,152	149,993	-34.85%	4.58%
Subscription Rights Segment	46	4,295	3,187,868	443.34%	-92.12%
Initial Public Offering Segment	0	0	0	n/a	n/a
Government Securities Segment	0	0	0	n/a	-100.00%
Privatisation Segment	0	0	0	n/a	n/a
TOTAL:	4,009	30,981,637	13,300,522	55.47%	-14.91%

Turnover by Segments of BSE Main Market



Capitalization by Segments of BSE Main Market



No new issues admitted to trading on the BSE Main Market in March

Daily-Average Trading by BSE Main Market Segments

Market Segment	March 2019			Change in turnover (%)	
	Trades	Turnover (BGN)	Volume (lots)	February 2019	March 2018
Premium Equities Segment	44	123,872	44,447	-27.63%	-34.11%
Standard Equities Segment	129	1,296,125	391,344	99.02%	-4.15%
Special Purpose Vehicles Segment	18	79,400	17,688	-7.66%	30.89%
Bonds Segment	0	20,678	22	-57.55%	-85.54%
Compensatory Instruments Segment	5	20,234	44,634	-22.38%	39.73%
Exchange Traded Products Segment	2	8,558	7,500	-34.85%	4.58%
Subscription Rights Segment	2	215	159,393	443.34%	-92.12%
Initial Public Offering Segment	0	0	0	n/a	n/a
Government Securities Segment	0	0	0	n/a	-100.00%
Privatisation Segment	0	0	0	n/a	n/a
TOTAL:	200	1,549,082	665,026	55.47%	-14.91%

Number of trading sessions in March

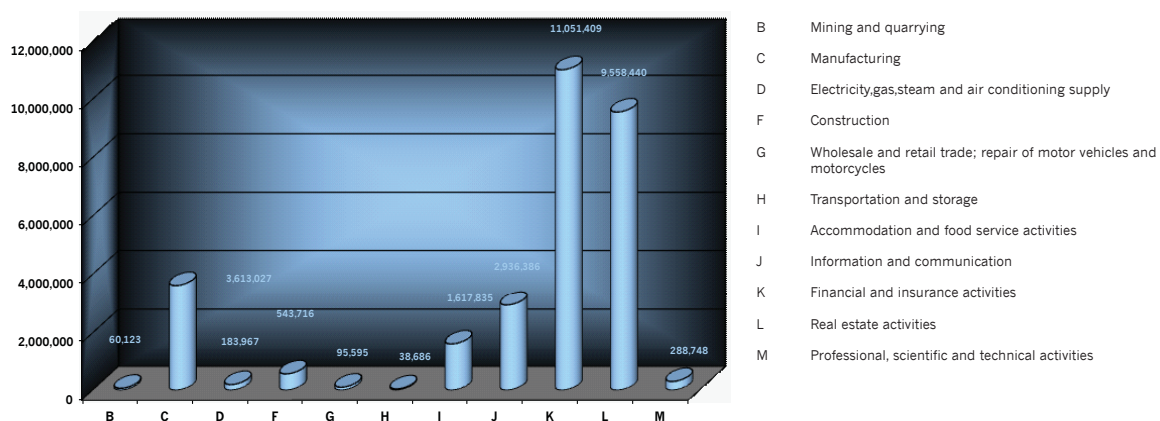
20

Monthly Average USD/BGN Exchange Rate

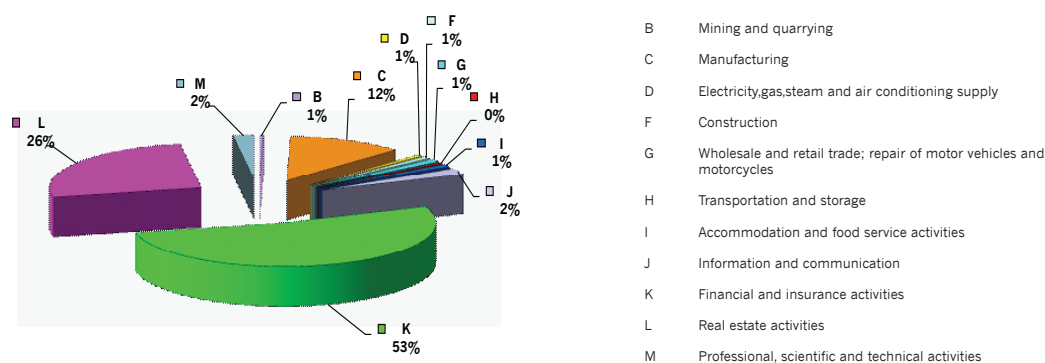
1.7294

Trading by Industries (according to NACE.BG-2008)		Trades	Volume (lots)	Turnover (BGN)
B	Mining and quarrying	3	8,764	60,123.40
C	Manufacturing	602	619,256	3,613,026.62
D	Electricity, gas, steam and air conditioning supply	39	194	183,967.00
F	Construction	182	215,693	543,716.08
G	Wholesale and retail trade; repair of motor vehicles and motorcycles	120	66,163	95,595.09
H	Transportation and storage	15	13,902	38,686.20
I	Accommodation and food service activities	222	66,831	1,617,834.90
J	Information and communication	55	183,528	2,936,385.70
K	Financial and insurance activities	2,256	5,409,032	11,051,408.80
L	Real estate activities	167	2,213,077	9,558,439.60
M	Professional, scientific and technical activities	146	273,120	288,748.26

Share of industries in the total turnover (BGN) on the BSE Main Market in March



Share of industries in the total turnover on the BSE Main Market in the last 365 days



TOP 5

Liquidity Ranking

Issuer	Trades	Volume (lots)	Turnover (BGN)
Doverie United Holding PLC-Sofia	359	404,173	1,118,759.29
Monbat AD-Sofia	270	203,130	1,396,351.55
Chimimport AD-Sofia	249	317,015	581,609.74
Albena AD-Albena	214	39,870	1,572,502.20
Eurohold Bulgaria AD-Sofia	211	220,057	370,487.16

TOP 5

Members

Trades		Turnover (BGN)	
Inv. Intermediary "Karoll" AD	2,234	Inv. Intermediary "Real Finance" AD	13,085,858.25
Inv. Intermediary "Elana Trading" AD	1,484	Inv. Intermediary "Aval IN" AD	8,303,115.34
Inv. Intermediary "BenchMark Finance" AD	985	Inv. Intermediary "Elana Trading" AD	7,147,019.17
Inv. Intermediary "First Financial Brokerage House" EOOD	499	Inv. Intermediary "First Financial Brokerage House" EOOD	6,813,676.78
Inv. Intermediary "Real Finance" AD	468	Inv. Intermediary "ABV Investments" EOOD	5,347,123.75

TOP 30

Capitalization as of 31 March 2019

Issues of shares on the BSE Main Market

Issue	Issuer	Nominal (BGN)	Amount (Shares)	Closing price (BGN)	Capitalization (BGN)
7TH	Tchaikapharma High Quality Medicines AD-Sofia	1.00	72,200,000	9.5000	685,900,000.00
3JR	Sopharma AD-Sofia	1.00	134,797,899	3.5000	471,792,646.50
6C4	Chimimport AD-Sofia	1.00	239,646,267	1.8000	431,363,280.60
GR6	Gradus AD-Stara Zagora	1.00	243,608,710	1.7600	428,751,329.60
3CZ	CEZ Distribution Bulgaria AD-Sofia	1.00	1,928,000	218.0000	420,304,000.00
5F4	CB First Investment Bank AD-Sofia	1.00	110,000,000	3.6400	400,400,000.00
4EH	Eurohold Bulgaria AD-Sofia	1.00	197,525,600	1.9200	379,249,152.00
5MH	M+S Hydraulic AD-Kazanlak	1.00	39,445,200	7.6000	299,783,520.00
5MB	Monbat AD-Sofia	1.00	39,000,000	7.0500	274,950,000.00
0SP	Speedy AD-Sofia	1.00	5,377,619	51.0000	274,258,569.00
1VX	Velgraf Asset Management AD-Sofia	1.00	68,979,758	3.8000	262,123,080.40
5V2	Holding Varna AD-Varna	1.00	6,485,897	40.4000	262,030,238.80
SO5	Sopharma Trading AD-Sofia	1.00	32,905,009	7.2000	236,916,064.80
6AM	Alcomet AD-Shumen	1.00	17,952,959	10.8000	193,891,957.20
4CF	CB Central Cooperative Bank AD-Sofia	1.00	127,129,970	1.5250	193,873,204.25
6AB	Albena AD-Albena	1.00	4,273,126	42.8000	182,889,792.80
6A6	Advance Terrafund REIT-Sofia	1.00	85,110,091	1.9400	165,113,576.54
5BN	CB Bulgarian American Credit Bank AD-Sofia	1.00	24,691,313	6.4500	159,258,968.85
6S6	Sopharma Properties REIT-Sofia	1.00	20,953,944	6.5000	136,200,636.00
5SR	Stara Planina Hold AD-Sofia	1.00	21,000,000	6.0500	127,050,000.00
EHN	Synthetica AD-Sofia	1.00	3,000,000	42.0000	126,000,000.00
1CZ	CEZ Electro Bulgaria AD-Sofia	10.00	5,000	24,200.0000	121,000,000.00
GTH	Galata Investment Company AD-Varna	1.00	68,571,234	1.7600	120,685,371.84
58E	Himsnab Bulgaria AD-Sofia	1.00	2,494,631	44.8000	111,759,468.80
5H4	Balkan and Sea Properties REIT-Varna	1.00	6,925,156	16.0000	110,802,496.00
4ID	Industrial Holding Bulgaria PLC-Sofia	1.00	107,400,643	1.0000	107,400,643.00
94G	235 Holdings AD-Sofia	1.00	5,109,000	20.0000	102,180,000.00
4KX	Korado Bulgaria AD-Strazhitsa	1.00	13,168,614	7.1000	93,497,159.40
4HE	Hydraulic Elements and Systems AD-Yambol	1.00	18,193,752	5.0000	90,968,760.00
401	Oil and Gas Exploration and Production AD-Sofia	1.00	12,228,062	7.0000	85,596,434.00

Premium Equities Segment

Issue	Issuer	Nominal (BGN)	Amount (Shares)	Closing price (BGN)	Capitalisation (BGN)
3JR	Sopharma AD-Sofia	1.00	134,797,899	3.5000	471,792,646.50
4CF	CB Central Cooperative Bank AD-Sofia	1.00	127,129,970	1.5250	193,873,204.25
4KX	Korado Bulgaria AD-Strazhitsa	1.00	13,168,614	7.1000	93,497,159.40
5F4	CB First Investment Bank AD-Sofia	1.00	110,000,000	3.6400	400,400,000.00
5MB	Monbat AD-Sofia	1.00	39,000,000	7.0500	274,950,000.00
6C4	Chimimport AD-Sofia	1.00	239,646,267	1.8000	431,363,280.60
SKK	Sirma Group Holding JSC-Sofia	1.00	59,360,518	0.8020	47,607,135.44

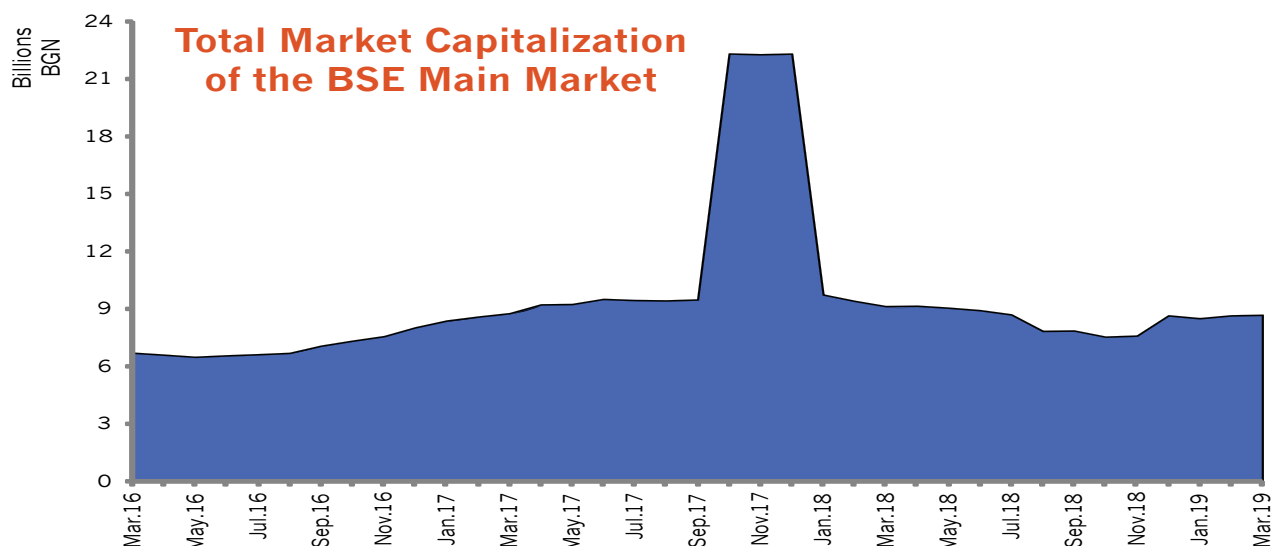
Standard Equities Segment

Issue	Issuer	Nominal (BGN)	Amount (Shares)	Closing price (BGN)	Capitalisation (BGN)
94G	235 Holdings AD-Sofia	1.00	5,109,000	20.0000	102,180,000.00
A72	Agria Group Holding AD-Varna	1.00	6,800,000	10.5000	71,400,000.00
6AB	Albena AD-Albena	1.00	4,273,126	42.8000	182,889,792.80
6AM	Alcomet AD-Shumen	1.00	17,952,959	10.8000	193,891,957.20
A4L	Allterco AD-Sofia	1.00	15,000,000	2.5000	37,500,000.00
A00	BG Agro AD-Varna	1.00	40,357,440	1.6500	66,589,776.00
5BP	Billboard AD-Sofia	1.00	15,000,000	0.3020	4,530,000.00
5BR	Bulgarian River Shipping AD-Ruse	1.00	35,708,674	0.7200	25,710,245.28
BSO	Bulgarian Stock Exchange-Sofia	1.00	6,582,860	5.5500	36,534,873.00
5BN	CB Bulgarian American Credit Bank AD-Sofia	1.00	24,691,313	6.4500	159,258,968.85
5CP	CB Texim Bank AD-Sofia	1.00	27,995,036	2.7000	75,586,597.20
3CZ	CEZ Distribution Bulgaria AD-Sofia	1.00	1,928,000	218.0000	420,304,000.00
1CZ	CEZ Electro Bulgaria AD-Sofia	10.00	5,000	24,200.0000	121,000,000.00
5DOV	Doverie United Holding PLC-Sofia	1.00	18,736,099	2.5500	47,777,052.45
0EA	Elana Agrocredit AD-Sofia	1.00	36,629,925	1.1700	42,857,012.25
52E	Elhim Iskra AD-Pazardzhik	1.00	25,108,410	0.9700	24,355,157.70
57E	EMKA AD-Sevlievo	1.00	21,699,726	2.6200	56,853,282.12
5EO	Etropal AD-Etropole	1.00	5,000,000	5.5000	27,500,000.00
4EH	Eurohold Bulgaria AD-Sofia	1.00	197,525,600	1.9200	379,249,152.00
4F6	Fazerles AD-Silistra	1.00	515,000	20.8000	10,712,000.00
4F8	Formoplast AD-Kardzhali	1.00	3,798,905	5.4500	20,704,032.25
GTH	Galata Investment Company AD-Varna	1.00	68,571,234	1.7600	120,685,371.84
GR6	Gradus AD-Stara Zagora	1.00	243,608,710	1.7600	428,751,329.60
58E	Himsnab Bulgaria AD-Sofia	1.00	2,494,631	44.8000	111,759,468.80
6N3	Holding Nov Vek AD-Sofia	1.00	4,110,469	16.0000	65,767,504.00
4HS	Holding Sveta Sofia AD-Sofia	1.00	9,940,391	3.9800	39,562,756.18
5V2	Holding Varna AD-Varna	1.00	6,485,897	40.4000	262,030,238.80
4HE	Hydraulic Elements and Systems AD-Yambol	1.00	18,193,752	5.0000	90,968,760.00
4I8	Industrial Capital Holding AD-Sofia	1.00	15,707,470	2.2000	34,556,434.00
4ID	Industrial Holding Bulgaria PLC-Sofia	1.00	107,400,643	1.0000	107,400,643.00
6R1	Industry Development Holding JSC-Sofia	1.00	9,980,925	2.2000	21,958,035.00
IGA	Intercapital group AD-Sofia	1.00	3,850,000		
4IN	Investor.BG AD-Sofia	1.00	4,782,362	15.0000	71,735,430.00
4L4	Lavena AD-Shumen	1.00	9,919,410	3.6800	36,503,428.80
5MH	M+S Hydraulic AD-Kazanlak	1.00	39,445,200	7.6000	299,783,520.00
178B	Neo London Capital PLC-Sofia	100.00	99,950	128.0000	12,793,600.00
3NB	Neochim AD-Dimitrovgrad	1.00	2,654,358	24.8000	65,828,078.40
5ODE	Odessos Shiprepair Yard AD-Varna	1.00	586,642	72.0000	42,238,224.00
4O1	Oil and Gas Exploration and Production AD-Sofia	1.00	12,228,062	7.0000	85,596,434.00
5PET	Petrol AD-Sofia	4.00	27,312,403	1.1000	30,043,643.30
RGL	Regala Invest AD-Varna	1.00	18,428,734	2.8200	51,969,029.88

Issue	Issuer	Nominal (BGN)	Amount (Shares)	Closing price (BGN)	Capitalisation (BGN)
6R2	Rodna Zemya Holding AD-Dobrich	1.00	36,010,600	1.8600	66,979,716.00
6S4	Severcoop Gamza Holding AD-Sofia	2.00	5,347,798	3.6400	19,465,984.72
6S5	Sila Holding AD-Stara Zagora	1.00	36,852,997	2.0200	74,443,053.94
6SOP	Sofia Commerce-Pawn Brokerage AD-Sofia	1.00	201,154	4.9600	997,723.84
6SOA	Sofia Commerce-Pawn Brokerage AD-Sofia	1.00	2,400,000	3.8200	9,168,000.00
S05	Sopharma Trading AD-Sofia	1.00	32,905,009	7.2000	236,916,064.80
OSP	Speedy AD-Sofia	1.00	5,377,619	51.0000	274,258,569.00
3NJ	SS Konstantine And Elena Holding AD-Varna	1.00	2,309,561	20.0000	46,191,220.00
5SR	Stara Planina Hold AD-Sofia	1.00	21,000,000	6.0500	127,050,000.00
6S7	Synergon Holding AD-Sofia	1.00	18,358,849	1.0000	18,358,849.00
EHN	Synthetica AD-Sofia	1.00	3,000,000	42.0000	126,000,000.00
7TH	Tchaikapharma High Quality Medicines AD-Sofia	1.00	72,200,000	9.5000	685,900,000.00
3TV	Toplivo AD-Sofia	1.00	5,416,829	3.4800	18,850,564.92
T57	Trace Group Hold AD-Sofia	1.00	24,200,000	2.8200	68,244,000.00
1VX	Velgraf Asset Management AD-Sofia	1.00	68,979,758	3.8000	262,123,080.40
4PX	Yuri Gagarin PLC-Plovdiv	1.00	1,003,904	18.0000	18,070,272.00
T43	Zarneni Hrani Bulgaria AD-Sofia	1.00	195,660,287	0.2420	47,349,789.45
3ZL	Zlatni Pyasatsi AD-Varna	1.00	6,493,577	1.6800	10,909,209.36

Special Purpose Vehicles Segment

Issue	Issuer	Nominal (BGN)	Amount (Shares)	Closing price (BGN)	Capitalisation (BGN)
5AX	Aktiv Properties REIT-Plovdiv	9.00	2,192,011	7.0000	15,344,077.00
5BD	Bulland Investments REIT-Sofia	1.00	15,008,125	1.1200	16,809,100.00
5BU	Bulgarian Real Estate Fund REIT-Sofia	1.00	34,641,925	1.9100	66,166,076.75
5EX	Exclusive Property REIT-Sofia	1.00	9,452,340	0.8000	7,561,872.00
5H4	Balkan and Sea Properties REIT-Varna	1.00	6,925,156	16.0000	110,802,496.00
6A6	Advance Terrafund REIT-Sofia	1.00	85,110,091	1.9400	165,113,576.54
6F3	FairPlay Properties REIT-Sofia	1.00	33,145,400	0.5300	17,567,062.00
6S6	Sopharma Properties REIT-Sofia	1.00	20,953,944	6.5000	136,200,636.00
6SB	Super Borovetz Property Fund REIT-Varna	1.00	16,179,999	2.2000	35,595,997.80
9BH	Bulgarian Receivables Fund SPE-Sofia	1.00	1,500,000	1.0200	1,530,000.00
E7P	Expat Beta REIT-Sofia	1.00	5,143,190	0.9500	4,886,030.50
RPR	Roi Property Fund REIT-Sofia	1.00	6,162,500	4.8000	29,580,000.00



Trade by Issues

March
2019

Premium Equities Segment

Issue	Issuer	Trades	Volume (lots)	Turnover (BGN)	Trading currency	Weighted & Corrected Values			Closing price	As from
						Average price	Min. price	Max. price		
3JR	Sopharma AD-Sofia	111	29,506	105,737.44	BGN	3.5840	3.5012	3.7103	3.5000	29.03.2019
4CF	CB Central Cooperative Bank AD-Sofia	82	58,312	92,974.25	BGN	1.5940	1.5250	1.7100	1.5250	29.03.2019
4KX	Korado Bulgaria AD-Strazhitsa	12	9,578	67,486.20	BGN	7.0460	7.0000	7.1000	7.1000	29.03.2019
5F4	CB First Investment Bank AD-Sofia	23	5,008	18,137.69	BGN	3.6220	3.5800	3.7000	3.6400	29.03.2019
5MB	Monbat AD-Sofia	270	203,130	1,396,351.55	BGN	6.8740	6.7753	7.1208	7.0500	29.03.2019
6C4	Chimimport AD-Sofia	249	317,015	581,609.74	BGN	1.8350	1.8001	1.9564	1.8000	29.03.2019
SKK	Sirma Group Holding JSC-Sofia	136	266,385	215,141.26	BGN	0.8080	0.7888	0.8500	0.8020	29.03.2019

Standard Equities Segment

Issue	Issuer	Trades	Volume (lots)	Turnover (BGN)	Trading currency	Weighted & Corrected Values			Closing price	As from
						Average price	Min. price	Max. price		
0EA	Elana Agrocredit AD-Sofia	59	61,207	70,855.69	BGN	1.1580	1.1497	1.1700	1.1700	27.03.2019
0SP	Speedy AD-Sofia	10	562	29,106.10	BGN	51.7900	49.2000	53.5000	51.0000	25.03.2019
1CZ	CEZ Electro Bulgaria AD-Sofia	2	6	145,200.00	BGN	24,200.0000	24,200.0000	24,200.0000	24,200.0000	21.03.2019
1VX	Velgraf Asset Management AD-Sofia	62	647,217	2,459,424.60	BGN	3.8000	3.8000	3.8000	3.8000	21.03.2019
3CZ	CEZ Distribution Bulgaria AD-Sofia	37	188	38,767.00	BGN	206.2070	199.7895	217.5455	218.0000	29.03.2019
3NB	Neochim AD-Dimitrovgrad	75	27,359	780,081.40	BGN	28.5130	21.9500	28.8000	24.8000	29.03.2019
3NJ	SS Konstantine And Elena Holding AD-Varna	30	24,035	543,079.00	BGN	22.5950	20.0000	22.6000	20.0000	29.03.2019
3TV	Toplivo AD-Sofia	5	621	2,013.50	BGN	3.2420	3.1500	3.5000	3.4800	28.03.2019
3ZL	Zlatni Pyasatsi AD-Varna	8	26,961	45,332.70	BGN	1.6810	1.6804	1.9000	1.6800	20.03.2019
4EH	Eurohold Bulgaria AD-Sofia	211	220,057	370,487.16	BGN	1.6840	1.5388	2.1795	1.9200	29.03.2019
4F6	Fazerles AD-Silistra	6	12,567	261,372.00	BGN	20.7980	19.8000	20.8000	20.8000	28.03.2019
4F8	Formoplast AD-Kardzhali	2	120	654.00	BGN	5.4500	5.4500	5.4500	5.4500	29.03.2019
4HE	Hydraulic Elements and Systems AD-Yambol	29	28,632	141,284.43	BGN	4.9340	4.7400	5.0500	5.0000	29.03.2019
4HS	Holding Sveta Sofia AD-Sofia	50	20,120	78,185.50	BGN	3.8860	3.7800	4.0000	3.9800	29.03.2019
4I8	Industrial Capital Holding AD-Sofia	61	30,831	69,886.92	BGN	2.2670	2.1800	2.4003	2.2000	29.03.2019
4ID	Industrial Holding Bulgaria PLC-Sofia	200	1,475,835	1,536,928.48	BGN	1.0410	0.9956	1.1039	1.0000	29.03.2019
4IN	Investor.BG AD-Sofia	55	183,528	2,936,385.70	BGN	16.0000	11.9000	16.0000	15.0000	29.03.2019
4L4	Lavena AD-Shumen	2	125	460.00	BGN	3.6800	3.6800	3.6800	3.6800	13.03.2019
4O1	Oil and Gas Exploration and Production AD-Sofia	3	8,764	60,123.40	BGN	6.8600	6.8500	7.0000	7.0000	26.03.2019
4PX	Yuri Gagarin PLC-Plovdiv	4	148	2,184.40	BGN	14.7590	14.7374	18.0000	18.0000	19.03.2019
52E	Elhim Iskra AD-Pazardzhik	10	254,288	248,095.60	BGN	0.9760	0.9700	0.9848	0.9700	25.03.2019
57E	EMKA AD-Sevlievo	1	84	220.08	BGN	2.6200	2.6200	2.6200	2.6200	27.03.2019
58E	Himsnab Bulgaria AD-Sofia	27	4,883	218,763.40	BGN	44.8010	44.8000	45.0000	44.8000	29.03.2019
5BN	CB Bulgarian American Credit Bank AD-Sofia	10	4,050	26,125.00	BGN	6.4510	6.4500	6.5000	6.4500	28.03.2019
5BP	Billboard AD-Sofia	3	560	178.12	BGN	0.3180	0.3164	0.3200	0.3020	15.03.2019
5BR	Bulgarian River Shipping AD-Ruse	5	13,340	9,580.10	BGN	0.7180	0.7181	0.7200	0.7200	26.03.2019
5CP	CB Texim Bank AD-Sofia	29	172,535	465,844.50	BGN	2.7000	2.7000	2.7000	2.7000	20.03.2019
5DOV	Doverie United Holding PLC-Sofia	359	404,173	1,118,759.29	BGN	2.7680	2.5066	2.8406	2.5500	29.03.2019
5EO	Etopal AD-Etropole	16	6,050	31,381.70	BGN	5.1870	4.7222	5.3636	5.5000	29.03.2019
5MH	M+S Hydraulic AD-Kazanlak	19	4,060	31,134.75	BGN	7.6690	7.6414	7.7500	7.6000	28.03.2019
5ODE	Odessos Shiprepair Yard AD-Varna	8	872	63,668.00	BGN	73.0140	72.2222	77.0000	72.0000	21.03.2019
5PET	Petrol AD-Sofia	9	1,900	1,971.88	BGN	1.0380	1.0156	1.1000	1.1000	05.03.2019
5SR	Stara Planina Hold AD-Sofia	56	26,120	157,105.65	BGN	6.0150	5.9250	6.3500	6.0500	29.03.2019
5V2	Holding Varna AD-Varna	93	2,566	100,813.60	BGN	39.2880	37.0000	40.0177	40.4000	29.03.2019
6AB	Albena AD-Albena	214	39,870	1,572,502.20	BGN	39.4410	37.9313	44.0000	42.8000	29.03.2019
6AM	Alcomet AD-Shumen	14	39,440	457,033.50	BGN	11.5880	10.9986	11.6000	10.8000	26.03.2019
6N3	Holding Nov Vek AD-Sofia	23	532	8,164.60	BGN	15.3470	14.4960	15.9684	16.0000	29.03.2019
6R1	Industry Development Holding JSC-Sofia	12	441,287	926,713.70	BGN	2.1000	1.8200	2.2000	2.2000	29.03.2019
6R2	Rodna Zemya Holding AD-Dobrich	32	155,425	283,416.25	BGN	1.8230	1.6500	1.8600	1.8600	20.03.2019

Trade by Issues

March
2019

Issue	Issuer	Trades	Volume (lots)	Turnover (BGN)	Trading currency	Weighted & Corrected Values			Closing price	As from
						Average price	Min. price	Max. price		
6S4	Severcoop Gamza Holding AD-Sofia	44	132,863	546,855.50	BGN	4.1160	3.6400	4.1197	3.6400	29.03.2019
6S5	Sila Holding AD-Stara Zagora	1	100	202.00	BGN	2.0200	2.0200	2.0200	2.0200	22.03.2019
6S7	Synergon Holding AD-Sofia	27	197,210	200,192.02	BGN	1.0150	1.0000	1.0800	1.0000	28.03.2019
6SOA	Sofia Commerce-Pawn Brokerage AD-Sofia	29	23,448	88,653.04	BGN	3.7810	3.7600	3.8200	3.8200	29.03.2019
6SOP	Sofia Commerce-Pawn Brokerage AD-Sofia	1	7,134	35,384.64	BGN	4.9600	4.9600	4.9600	4.9600	21.03.2019
7TH	Tchaikapharma High Quality Medicines AD-Sofia	20	2,737	25,703.45	BGN	9.3910	9.3308	9.5000	9.5000	29.03.2019
94G	235 Holdings AD-Sofia	7	212,192	4,005,612.60	BGN	18.8770	17.5999	20.0000	20.0000	26.03.2019
A4L	Allterco AD-Sofia	36	18,320	45,789.98	BGN	2.4990	2.4130	2.6600	2.5000	27.03.2019
A72	Agria Group Holding AD-Varna	10	6,735	73,607.00	BGN	10.9290	10.5611	11.0000	10.5000	27.03.2019
A00	BG Agro AD-Varna	3	458	755.70	BGN	1.6500	1.6500	1.6500	1.6500	22.03.2019
BSO	Bulgarian Stock Exchange-Sofia	16	2,102	11,720.80	BGN	5.5760	5.3924	5.7500	5.5500	29.03.2019
EHN	Synthetica AD-Sofia	5	8,230	345,660.00	BGN	42.0000	42.0000	42.0000	42.0000	29.03.2019
GR6	Gradus AD-Stara Zagora	192	1,270,340	2,282,192.93	BGN	1.7970	1.7562	1.8200	1.7600	29.03.2019
GTH	Galata Investment Company AD-Varna	41	1,324,750	2,331,560.00	BGN	1.7600	1.7600	1.7600	1.7600	21.03.2019
S05	Sopharma Trading AD-Sofia	80	10,902	78,429.85	BGN	7.1940	7.1000	7.2500	7.2000	29.03.2019
T43	Zarneni Hrani Bulgaria AD-Sofia	26	52,740	13,179.87	BGN	0.2500	0.2453	0.2700	0.2420	28.03.2019
T57	Trace Group Hold AD-Sofia	182	215,693	543,716.08	BGN	2.5210	2.3566	2.9174	2.8200	29.03.2019

Special Purpose Vehicles Segment

Issue	Issuer	Trades	Volume (lots)	Turnover (BGN)	Trading currency	Weighted & Corrected Values			Closing price	As from
						Average price	Min. price	Max. price		
5AX	Aktiv Properties REIT-Plovdiv	18	4,000	28,089.10	BGN	7.0220	6.9000	7.3000	7.0000	21.03.2019
5BD	Bulland Investments REIT-Sofia	1	200	224.00	BGN	1.1200	1.1200	1.1200	1.1200	29.03.2019
5BU	Bulgarian Real Estate Fund REIT-Sofia	102	109,225	207,337.98	BGN	1.8980	1.8900	1.9292	1.9100	29.03.2019
5EX	Exclusive Property REIT-Sofia	1	300	240.00	BGN	0.8000	0.8000	0.8000	0.8000	26.03.2019
5H4	Balkan and Sea Properties REIT-Varna	46	47,365	757,840.00	BGN	16.0000	16.0000	16.0000	16.0000	28.03.2019
6A6	Advance Terrafund REIT-Sofia	104	123,314	238,025.00	BGN	1.9300	1.9215	1.9650	1.9400	29.03.2019
6F3	FairPlay Properties REIT-Sofia	6	8,060	4,300.55	BGN	0.5340	0.5300	0.5400	0.5300	28.03.2019
6S6	Sopharma Properties REIT-Sofia	64	33,545	218,982.35	BGN	6.5280	6.4484	6.5500	6.5000	29.03.2019
6SB	Super Borovetz Property Fund REIT-Varna	1	40	88.00	BGN	2.2000	2.2000	2.2000	2.2000	01.03.2019
E7P	Expat Beta REIT-Sofia	2	30	27.20	BGN	0.9070	0.8850	0.9500	0.9500	29.03.2019
RPR	Roi Property Fund REIT-Sofia	8	27,675	132,840.00	BGN	4.8000	4.8000	4.8000	4.8000	20.03.2019

Bonds Segment

Issue	Issuer	Trades	Volume (lots)	Turnover (BGN)	Trading currency	Clean Prices (% of nominal)			Closing price	As from
						Average price	Min. price	Max. price		
0DC1	Delta Credit SPV-Sofia	1	300	303,821.92	BGN	100.0000	100.0000	100.0000	100.0000	13.03.2019
4CFB	CB Central Cooperative Bank AD-Sofia	1	5	10,119.11	EUR	102.5000	102.5000	102.5000	102.5000	15.03.2019
5MBA	Monbat AD-Sofia	1	10	19,667.61	EUR	100.0000	100.0000	100.0000	100.0000	27.03.2019
8AVA	Asterion Bulgaria AD-Sofia	2	2	2,517.00	EUR	100.0000	100.0000	100.0000	100.0000	29.03.2019
9RTE	HypoCredit AD-Sofia	1	110	74,390.48	EUR	52.0000	52.0000	52.0000	52.0000	25.03.2019
S28H	Starcom Holding AD-Etropole	1	3	3,053.36	BGN	100.0000	100.0000	100.0000	100.0000	18.03.2019

Compensatory Instruments Segment

Issue	Issuer	Trades	Volume (lots)	Turnover (BGN)	Trading currency	Weighted Values			Closing price	As from
						Average price	Min. price	Max. price		
BLKB	Housing compensation notes under the CONP Act	9	94,050	30,919.85	BGN	0.3290	0.3200	0.3395	0.3200	29.03.2019
BLKC	Registered compensation vouchers under the OUFL Act and RLFLFF Act	52	171,033	152,908.77	BGN	0.8940	0.8010	0.9481	0.8010	29.03.2019
BLKD	Compensation notes under the CONP Act	39	627,588	220,860.06	BGN	0.3520	0.3221	0.3650	0.3390	29.03.2019

Exchange Traded Products Segment

Issue	Issuer	Trades	Volume (lots)	Turnover (BGN)	Trading currency	Weighted Values			Closing price	As from
						Average price	Min. price	Max. price		
6F3N	FairPlay Properties REIT-Sofia	2	40,000	70.00	BGN	0.0020	0.0010	0.0020	0.0010	28.03.2019
BGX	Expat Bulgaria SOFIX UCITS ETF	23	24,931	25,612.33	BGN	1.0270	1.0100	1.0350	1.0200	29.03.2019
CZX	Expat Czech PX UCITS ETF	1	500	933.91	EUR	0.9550	0.9550	0.9550	0.9550	08.03.2019
ESNB	Expat Serbia BELEX15 UCITS ETF	3	10,015	15,770.13	EUR	0.8050	0.8050	0.8760	0.8760	29.03.2019
GRX	Expat Greece ASE UCITS ETF	7	32,840	50,235.62	EUR	0.7820	0.7790	0.8280	0.8280	29.03.2019
MKK1	Expat Macedonia MBI10 UCITS ETF	2	10,010	22,123.62	EUR	1.1300	1.1300	1.1630	1.1630	29.03.2019
PLX	Expat Poland WIG20 UCITS ETF	2	525	903.89	EUR	0.8800	0.8800	0.8860	0.8860	29.03.2019
ROX	Expat Romania BET UCITS ETF	7	31,112	55,395.30	EUR	0.9100	0.8970	0.9310	0.9680	29.03.2019
SK9A	Expat Slovakia SAX UCITS ETF	1	30	54.74	EUR	0.9330	0.9330	0.9330	0.9330	29.03.2019
SLQX	Expat Slovenia SBI TOP UCITS ETF	1	30	52.81	EUR	0.9000	0.9000	0.9000	0.9000	29.03.2019

Subscription Rights Segment

Issue	Issuer	Trades	Volume (lots)	Turnover (BGN)	Trading currency	Weighted Values			Closing price	As from
						Average price	Min. price	Max. price		
6CB2	Holding Center AD-Sofia	1	116,252	116.25	BGN	0.0010	0.0010	0.0010	0.0010	21.03.2019
6N37	Holding Nov Vek AD-Sofia	3	2,376,122	2,376.12	BGN	0.0010	0.0010	0.0010	0.0010	14.03.2019
BPYB	Bravo Property Fund REIT-Sofia	42	695,494	1,802.87	BGN	0.0030	0.0011	0.0500	0.0500	25.03.2019

Government Securities Segment (No trades in the reported period)

IPO Segment (No trades in the reported period)

Privatisation Segment (No trades in the reported period)

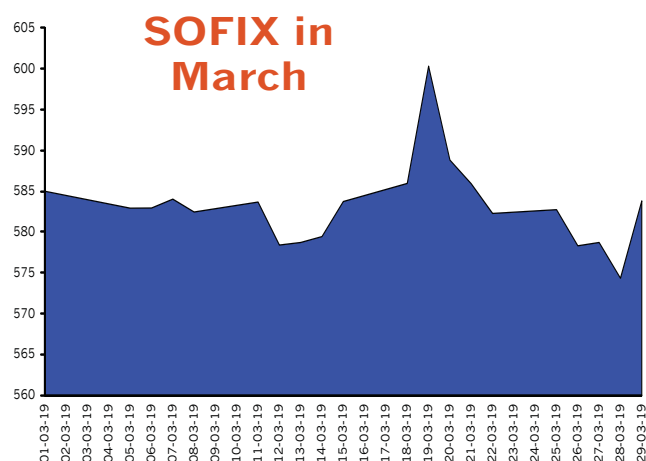
Total trading statistics on a regulated market with indices components

Index	Volume Traded		Value Traded		Trades	
	Total volume (lots)	% of total volume	Total turnover (BGN)	% of total turnover	All trades #	% of all trades
SOFIX	4,373,123	48.22%	7,127,240.90	23.77%	1,996	52.43%
BGBX 40	7,668,707	84.55%	18,275,014.83	60.94%	3,422	89.89%
BG REIT	343,599	3.79%	2,894,609.88	9.65%	315	8.27%
BG TR30	7,211,675	79.52%	21,153,741.60	70.54%	3,004	78.91%
CGIX *	2,061,390	22.73%	3,515,959.42	11.72%	871	22.88%

Market capitalisation of indices components

Index	Total (BGN)	% of total capitalization
SOFIX	3,471,214,868.18	39.81%
BGBX 40	6,823,172,735.87	78.25%
BG REIT	474,092,049.49	5.44%
BG TR30	5,607,913,185.72	64.32%
CGIX *	1,259,208,502.19	14.44%

* CGIX is an index of the National Corporate Governance Commission, which is just computed and promoted by BSE as from September 19, 2011.

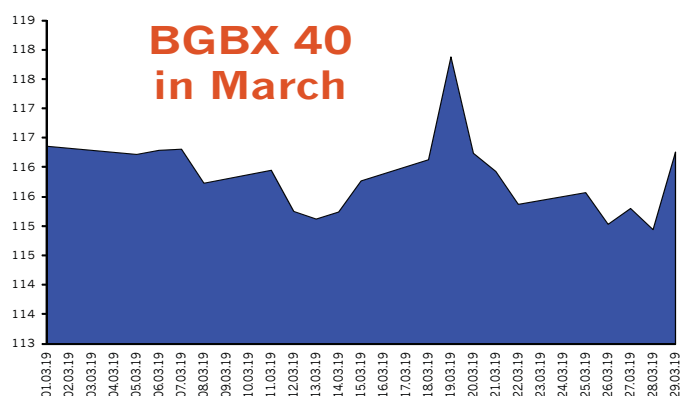


SOFIX Components

Issuer	Min. price	Max. price	Volume (lots)	Trades	Turnover (BGN)
Advance Terrafund REIT-Sofia	1.9200	1.9650	123,314	104	238,025.00
Gradus AD-Stara Zagora	1.7500	1.8200	1,270,340	192	2,282,192.93
Doverie United Holding PLC-Sofia	2.5000	2.8700	404,173	359	1,118,759.29
Eurohold Bulgaria AD-Sofia	1.5000	2.8900	220,057	211	370,487.16
Elana Agrocredit AD-Sofia	1.1400	1.1700	61,207	59	70,855.69
Industrial Holding Bulgaria PLC-Sofia	0.9900	1.1100	1,475,835	200	1,536,928.48
M+S Hydraulic AD-Kazanlak	7.6000	7.7500	4,060	19	31,134.75
Sirma Group Holding JSC-Sofia	0.7860	0.8520	266,385	136	215,141.26
Sopharma AD-Sofia	3.5000	3.7400	29,506	111	105,737.44
Stara Planina Hold AD-Sofia	5.9000	6.3500	26,120	56	157,105.65
CB First Investment Bank AD-Sofia	3.5800	3.7000	5,008	23	18,137.69
CB Central Cooperative Bank AD-Sofia	1.5100	1.7250	58,312	82	92,974.25
Bulgarian Real Estate Fund REIT-Sofia	1.8900	1.9300	109,225	102	207,337.98
Chimimport AD-Sofia	1.8000	1.9700	317,015	249	581,609.74
Holding Varna AD-Varna	37.0000	40.6000	2,566	93	100,813.60

BGBX 40 Components

Issuer	Min. price	Max. price	Volume (lots)	Trades	Turnover (BGN)
Agria Group Holding AD-Varna	10.5000	11.0000	6,735	10	73,607.00
Advance Terrafund REIT-Sofia	1.9200	1.9650	123,314	104	238,025.00
Aktiv Properties REIT-Plovdiv	6.9000	7.3000	4,000	18	28,089.10
Albena AD-Albena	37.4000	44.4000	39,870	214	1,572,502.20
Allterco AD-Sofia	2.4000	2.6600	18,320	36	45,789.98
Bulgarian Stock Exchange-Sofia	5.3500	5.7500	2,102	16	11,720.80
Velgraf Asset Management AD-Sofia	3.8000	3.8000	647,217	62	2,459,424.60
Gradus AD-Stara Zagora	1.7500	1.8200	1,270,340	192	2,282,192.93
Doverie United Holding PLC-Sofia	2.5000	2.8700	404,173	359	1,118,759.29
Eurohold Bulgaria AD-Sofia	1.5000	2.8900	220,057	211	370,487.16
Elana Agrocredit AD-Sofia	1.1400	1.1700	61,207	59	70,855.69
Elhim Iskra AD-Pazardzhik	0.9700	0.9900	254,288	10	248,095.60
Zarneni Hrani Bulgaria AD-Sofia	0.2420	0.2700	52,740	26	13,179.87
Galata Investment Company AD-Varna	1.7600	1.7600	1,324,750	41	2,331,560.00
Industrial Capital Holding AD-Sofia	2.1800	2.4200	30,831	61	69,886.92
Industrial Holding Bulgaria PLC-Sofia	0.9900	1.1100	1,475,835	200	1,536,928.48
Korado Bulgaria AD-Strazhitsa	7.0000	7.1500	9,578	12	67,486.20
Monbat AD-Sofia	6.7000	7.2500	203,130	270	1,396,351.55
M+S Hydraulic AD-Kazanlak	7.6000	7.7500	4,060	19	31,134.75
Neochim AD-Dimitrograd	21.6000	28.8000	27,359	75	780,081.40
Oil and Gas Exploration and Production AD-Sofia	6.8500	7.0000	8,764	3	60,123.40
Severcoop Gamza Holding AD-Sofia	3.6400	4.1200	132,863	44	546,855.50
Synergon Holding AD-Sofia	1.0000	1.0800	197,210	27	200,192.02
Sirma Group Holding JSC-Sofia	0.7860	0.8520	266,385	136	215,141.26
Sopharma AD-Sofia	3.5000	3.7400	29,506	111	105,737.44
Sopharma Properties REIT-Sofia	6.4000	6.5500	33,545	64	218,982.35
Sopharma Trading AD-Sofia	7.1000	7.2500	10,902	80	78,429.85
Sofia Commerce-Pawn Brokerage AD-Sofia	3.7600	3.8200	23,448	29	88,653.04
Speedy AD-Sofia	49.2000	53.5000	562	10	29,106.10
Stara Planina Hold AD-Sofia	5.9000	6.3500	26,120	56	157,105.65
CB First Investment Bank AD-Sofia	3.5800	3.7000	5,008	23	18,137.69
CB Central Cooperative Bank AD-Sofia	1.5100	1.7250	58,312	82	92,974.25
Trace Group Hold AD-Sofia	2.3200	3.0000	215,693	182	543,716.08
Bulgarian Real Estate Fund REIT-Sofia	1.8900	1.9300	109,225	102	207,337.98
Hydraulic Elements and Systems AD-Yambol	4.7200	5.0500	28,632	29	141,284.43
Chimimport AD-Sofia	1.8000	1.9700	317,015	249	581,609.74
Holding Varna AD-Varna	37.0000	40.6000	2,566	93	100,813.60
Holding Sveta Sofia AD-Sofia	3.7800	4.0000	20,120	50	78,185.50
Tchaikapharma High Quality Medicines AD-Sofia	9.3000	9.5000	2,737	20	25,703.45
CEZ Distribution Bulgaria AD-Sofia	199.0000	218.0000	188	37	38,767.00

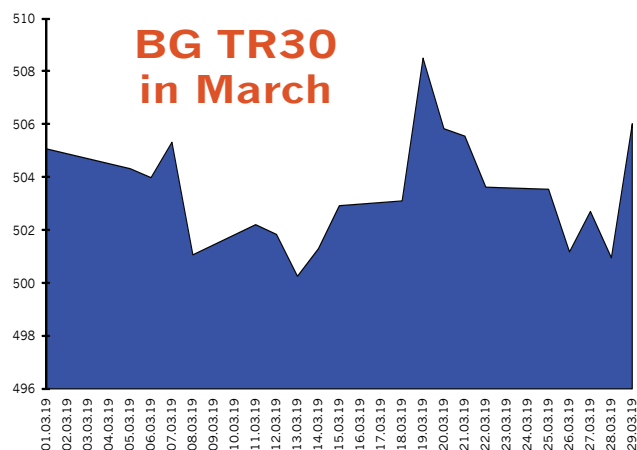
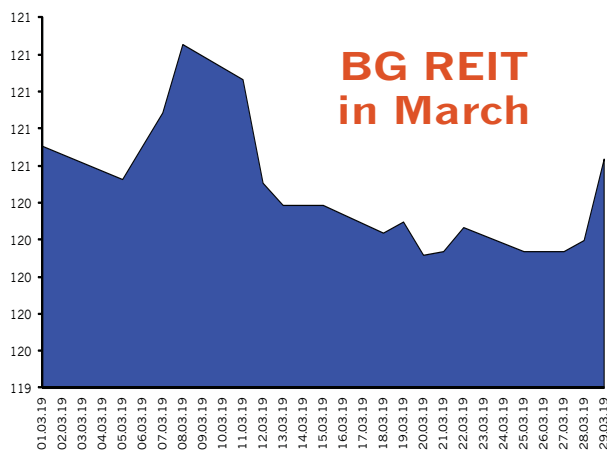


BG REIT Components

Issuer	Min. price	Max. price	Volume (lots)	Trades	Turnover (BGN)
Advance Terrafund REIT-Sofia	1.9200	1.9650	123,314	104	238,025.00
Aktiv Properties REIT-Plovdiv	6.9000	7.3000	4,000	18	28,089.10
Balkan and Sea Properties REIT-Varna	16.0000	16.0000	47,365	46	757,840.00
Roi Property Fund REIT-Sofia	4.8000	4.8000	27,675	8	132,840.00
Super Borovetz Property Fund REIT-Varna	2.2000	2.2000	40	1	88.00
Bulgarian Real Estate Fund REIT-Sofia	1.8900	1.9300	109,225	102	207,337.98
CCB Real Estate Fund REIT-Sofia	47.8000	48.0000	31,980	36	1,530,389.80

BG TR30 Components

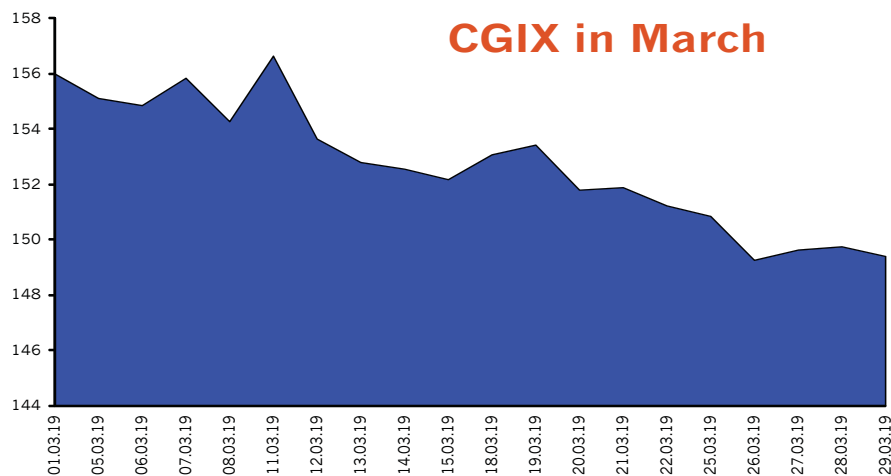
Issuer	Min. price	Max. price	Volume (lots)	Trades	Turnover (BGN)
235 Holdings AD-Sofia	17.0000	20.0000	212,192	7	4,005,612.60
Advance Terrafund REIT-Sofia	1.9200	1.9650	123,314	104	238,025.00
Aktiv Properties REIT-Plovdiv	6.9000	7.3000	4,000	18	28,089.10
Albena AD-Albena	37.4000	44.4000	39,870	214	1,572,502.20
Balkan and Sea Properties REIT-Varna	16.0000	16.0000	47,365	46	757,840.00
Bulgarian Stock Exchange-Sofia	5.3500	5.7500	2,102	16	11,720.80
Velgraf Asset Management AD-Sofia	3.8000	3.8000	647,217	62	2,459,424.60
Gradus AD-Stara Zagora	1.7500	1.8200	1,270,340	192	2,282,192.93
Doverie United Holding PLC-Sofia	2.5000	2.8700	404,173	359	1,118,759.29
Eurohold Bulgaria AD-Sofia	1.5000	2.8900	220,057	211	370,487.16
Elana Agrocredit AD-Sofia	1.1400	1.1700	61,207	59	70,855.69
Galata Investment Company AD-Varna	1.7600	1.7600	1,324,750	41	2,331,560.00
Industrial Holding Bulgaria PLC-Sofia	0.9900	1.1100	1,475,835	200	1,536,928.48
M+S Hydraulic AD-Kazanlak	7.6000	7.7500	4,060	19	31,134.75
Monbat AD-Sofia	6.7000	7.2500	203,130	270	1,396,351.55
Rodna Zemya Holding AD-Dobrich	1.6500	1.8600	155,425	32	283,416.25
Severcoop Gamza Holding AD-Sofia	3.6400	4.1200	132,863	44	546,855.50
Sirma Group Holding JSC-Sofia	0.7860	0.8520	266,385	136	215,141.26
Sopharma AD-Sofia	3.5000	3.7400	29,506	111	105,737.44
Sopharma Properties REIT-Sofia	6.4000	6.5500	33,545	64	218,982.35
Sopharma Trading AD-Sofia	7.1000	7.2500	10,902	80	78,429.85
Stara Planina Hold AD-Sofia	5.9000	6.3500	26,120	56	157,105.65
CB First Investment Bank AD-Sofia	3.5800	3.7000	5,008	23	18,137.69
CB Central Cooperative Bank AD-Sofia	1.5100	1.7250	58,312	82	92,974.25
Bulgarian Real Estate Fund REIT-Sofia	1.8900	1.9300	109,225	102	207,337.98
Chimimport AD-Sofia	1.8000	1.9700	317,015	249	581,609.74
Hirmsnab Bulgaria AD-Sofia	44.8000	45.0000	4,883	27	218,763.40
Holding Varna AD-Varna	37.0000	40.6000	2,566	93	100,813.60
Holding Sveta Sofia AD-Sofia	3.7800	4.0000	20,120	50	78,185.50
CEZ Distribution Bulgaria AD-Sofia	199.0000	218.0000	188	37	38,767.00



Corporate Governance Index CGIX

CGIX Components

Issuer	Min. price	Max. price	Volume (lots)	Trades	Turnover (BGN)
Bulgarian Stock Exchange-Sofia	5.3500	5.7500	2,102	16	11,720.80
Industrial Holding Bulgaria PLC-Sofia	0.9900	1.1100	1,475,835	200	1,536,928.48
Monbat AD-Sofia	6.7000	7.2500	203,130	270	1,396,351.55
Sirma Group Holding JSC-Sofia	0.7860	0.8520	266,385	136	215,141.26
Sopharma AD-Sofia	3.5000	3.7400	29,506	111	105,737.44
Stara Planina Hold AD-Sofia	5.9000	6.3500	26,120	56	157,105.65
CB Central Cooperative Bank AD-Sofia	1.5100	1.7250	58,312	82	92,974.25



CGIX is the index of the companies enjoying good corporate governance as selected by the National Corporate Governance Commission.

The starting date of calculation of the CGIX is September 19, 2011.

CGIX is an index of the National Corporate Governance Commission but is currently computed and promoted by BSE.

The Rules on calculating the Corporate Governance Index (CGIX) are available in Bulgarian at http://download.bse-sofia.bg/others/CGIX_Index_Rules_BG.pdf

Premium Equities Segment* (based on non-consolidated reports**)

Issue	Issuer	P / E	P / S	P / B	P / EBIT	ROA	EBIT / Total Asts.	ROE	EBIT / Equity	Current Ratio	Debt / Equity	Assets Turnover
4CF	CB Central Cooperative Bank AD-Sofia	6.66	0.97	0.37				0.06				0.03
5F4	CB First Investment Bank AD-Sofia	4.66	1.06	0.45		0.01		0.10				0.04
6C4	Chimimport AD-Sofia	11.87	227.64	0.36		0.02		0.03		2.71	0.08	0.04
4KX	Korado Bulgaria AD-Strazhitsa	17.78	2.12	4.59		0.18	0.24	0.25	0.34	2.68	0.22	1.50
5MB	Monbat AD-Sofia	21.60	0.79	1.66	19.35	0.04	0.04	0.08	0.09	2.02	0.84	1.04
SKK	Sirma Group Holding JSC-Sofia	16.31	8.09	0.66	14.05	0.03	0.04	0.04	0.05	0.76	0.22	0.07
3JR	Sopharma AD-Sofia	13.60	2.00	0.90	9.64	0.05	0.08	0.07	0.09	2.13	0.17	0.36

Premium Equities Segment* (based on consolidated reports**)

Issue	Issuer	P / E	P / S	P / B	P / EBIT	ROA	EBIT / Total Asts.	ROE	EBIT / Equity	Current Ratio	Debt / Equity	Assets Turnover
4CF	CB Central Cooperative Bank AD-Sofia	4.63	0.83	0.39		0.01		0.09				0.04
5F4	CB First Investment Bank AD-Sofia	4.13	1.00	0.44		0.01		0.11				0.04
6C4	Chimimport AD-Sofia	6.33	0.96	0.32		0.01		0.05		1.10	2.22	1.30
4KX	Korado Bulgaria AD-Strazhitsa											
5MB	Monbat AD-Sofia	98.27	0.93	1.17	11.44	0.01	0.05	0.01	0.10	1.99	0.76	0.65
SKK	Sirma Group Holding JSC-Sofia	6.87	0.78	0.53	3.49	0.05	0.10	0.08	0.16	0.93	0.21	0.44
3JR	Sopharma AD-Sofia	14.98	0.37	0.92	5.99	0.03	0.07	0.06	0.15	1.23	0.63	1.20

Standard Equities Segment* (based on non-consolidated reports**)

Issue	Issuer	P / E	P / S	P / B	P / EBIT	ROA	EBIT / Total Asts.	ROE	EBIT / Equity	Current Ratio	Debt / Equity	Assets Turnover
94G	235 Holdings AD-Sofia			20.19						7.33		
A72	Agria Group Holding AD-Varna	39.33	104.08	1.32		0.02		0.04		0.71	0.94	0.04
6AB	Albena AD-Albena	16.87	1.82	0.39	6.67	0.02	0.05	0.02	0.06	0.30	0.14	0.17
6AM	Alcomet AD-Shumen	14.40	0.54	0.90	6.74	0.04	0.09	0.07	0.16	1.55	0.56	1.14
A4L	Allterco AD-Sofia	52.59	93.98	2.07		0.03		0.04		0.96	0.21	0.02
A00	BG Agro AD-Varna	1,799.72	158.17	1.27						49.54		0.01
5BP	Billboard AD-Sofia	14.38	0.59	0.22	3.03	0.01	0.05	0.02	0.07	2.83	0.27	0.27
5BR	Bulgarian River Shipping AD-Ruse	127.28	2.10	0.35	97.76					1.00	0.05	0.13
BSO	Bulgarian Stock Exchange-Sofia	34.56	18.81	3.28		0.09		0.10		4.57	0.01	0.16
5BN	CB Bulgarian American Credit Bank AD-Sofia	13.67	3.76	0.88		0.01		0.07				0.03
5CP	CB Texim Bank AD-Sofia		5.75	2.09								0.05
3CZ	CEZ Distribution Bulgaria AD-Sofia	90.80	1.19	0.70	5.33	0.01	0.09			0.74	0.19	0.40
1CZ	CEZ Electro Bulgaria AD-Sofia	12.26	0.23	0.91		0.03	0.04	0.08	0.09	1.77	0.07	1.78
5DOV	Doverie United Holding PLC-Sofia		100.14	1.46						14.16	0.93	0.02
0EA	Elana Agrocredit AD-Sofia	18.11	10.79	1.03		0.04		0.07		5.43	0.52	0.06
52E	Elhim Iskra AD-Pazardzhik	49.40	0.66	0.71		0.01	0.07	0.02	0.07	8.64	0.02	1.04
57E	EMKA AD-Sevlievo	16.10	0.53	1.43	8.35	0.08	0.15	0.09	0.18	7.98		2.40
5EO	Etropal AD-Etropole	595.96	3.27	5.27	32.35		0.07	0.01	0.16	0.83	0.65	0.66
4EH	Eurohold Bulgaria AD-Sofia	217.65	576.23	1.10				0.01		0.16	0.58	0.04
4F6	Fazerles AD-Silistra	117.70	0.84	0.48			0.04		0.04	30.61	0.02	0.55
4F8	Formoplast AD-Kardzhali		13.29	8.08			0.05		0.06	2.46		0.49
GTH	Galata Investment Company AD-Varna		997.40	1.59						2.15		
GR6	Gradus AD-Stara Zagora	16.14		1.30						1,932.17		
58E	Himsnab Bulgaria AD-Sofia	40.76	28.84	1.33	92.59	0.03	0.01	0.03	0.01	2.65		0.04
6N3	Holding Nov Vek AD-Sofia	70.28	18.06	2.00	33.76	0.01	0.02	0.03	0.06	0.56	1.93	0.05
4HS	Holding Sveta Sofia AD-Sofia	10.45		1.14		0.05		0.15		1.05	0.90	0.08
5V2	Holding Varna AD-Varna	64.76	192.43	1.42	692.76					2.34	0.39	
4HE	Hydraulic Elements and Systems AD-Yambol	17.25	1.46	2.41						2.19		

* Ratios are calculated on the base of the last weighted-average price as of the end of the month

** Financial reports data (ttm)

Methodology for Calculation of Financial Ratios is available at http://download.bse-sofia.bg/pdf/methodology_en.pdf

Financial Ratios

March
2019

Issue	Issuer	P / E	P / S	P / B	P / EBIT	ROA	EBIT / Total Asts.	ROE	EBIT / Equity	Current Ratio	Debt / Equity	Assets Turnover
4I8	Industrial Capital Holding AD-Sofia	18.07		1.42		0.07		0.08		13.48		0.13
4ID	Industrial Holding Bulgaria PLC-Sofia	16.79	14,132.65	0.45		0.02		0.03		0.14	0.07	0.03
6R1	Industry Development Holding JSC-Sofia	3.96	71.45	1.02	130.35	0.09		0.29	0.01	2.59	1.65	0.14
IGA	Intercapital group AD-Sofia									1.25	0.43	
4IN	Investor.BG AD-Sofia	797.06	7.96	1.78						2.81		0.20
4L4	Lavena AD-Shumen	26.76	1.09	2.48	8.69	0.03	0.08	0.04	0.14	1.91	0.52	0.62
5MH	M+S Hydraulic AD-Kazanlak	20.53	2.42	3.86	12.47	0.16	0.27	0.20	0.32	3.62		1.37
178B	Neo London Capital PLC-Sofia	4.76		0.87		0.10		0.20		23.41	1.45	
3NB	Neochim AD-Dimitrograd		0.28	0.71						1.30	0.24	1.56
5ODE	Odessos Shiprepair Yard AD-Varna	34.06	1.23	0.67	11.56	0.02	0.05	0.02	0.06	2.05		0.49
401	Oil and Gas Exploration and Production AD-Sofia	29.12	3.58	0.92	11.59	0.02	0.06	0.03	0.08	2.00	0.04	0.19
5PET	Petrol AD-Sofia		0.06	1.33	7.12		0.04		0.17	1.75	2.14	4.57
RGL	Regala Invest AD-Varna	1,401.39	133.64	2.22			0.01		0.01	0.05	0.13	0.01
6R2	Rodna Zemya Holding AD-Dobrich	10.62	14.41	1.52	31.15	0.05	0.02	0.15	0.05	1.62	1.72	0.10
6S4	Severcoop Gamza Holding AD-Sofia	8.96	529.84	0.86		0.05		0.09		4.69	1.29	0.10
6S5	Sila Holding AD-Stara Zagora	14.53		1.41		0.07		0.11		36.73	0.20	0.10
6SOA	Sofia Commerce-Pawn Brokerage AD-Sofia	6.66	1.57	0.86	5.79					18.23	0.01	
SO5	Sopharma Trading AD-Sofia	12.98	0.32	2.95	9.63	0.05	0.07	0.24	0.32	1.11	2.01	2.04
OSP	Speedy AD-Sofia	20.73	2.16	4.89	12.25	0.15	0.25	0.25	0.43	0.77	0.31	1.39
3NJ	SS Konstantine And Elena Holding AD-Varna	23.58	4.00	1.27	8.27	0.03	0.09	0.05	0.13	0.85	0.13	0.18
5SR	Stara Planina Hold AD-Sofia	22.06	1,512.50	3.28		0.13		0.15		3.01		0.16
6S7	Synergon Holding AD-Sofia		39.91	0.14						31.35	0.13	0.04
EHN	Synthetica AD-Sofia		3,937.50	7.70						3.33	0.32	
7TH	Tchaikapharma High Quality Medicines AD-Sofia	58.79	17.33	7.33		0.11	0.16	0.13	0.18	5.00	0.11	0.37
3TV	Toplivo AD-Sofia		0.10	0.16	35.13					1.88	0.48	0.96
T57	Trace Group Hold AD-Sofia	8.83	0.36	0.64	12.64	0.04	0.03	0.07	0.05	1.89	0.22	1.06
1VX	Velgraf Asset Management AD-Sofia	48.51	16.93	2.20	28.72	0.03	0.05	0.05	0.08	1.37	0.25	0.09
4PX	Yuri Gagarin PLC-Plovdiv	4.44	0.14	0.18	1.38	0.03	0.09	0.04	0.13	1.73	0.14	0.93
T43	Zarneni Hrani Bulgaria AD-Sofia	16.10	36.17	0.18		0.01		0.01		1.54	0.02	
3ZL	Zlatni Pyasatsi AD-Varna		1.08	0.12	8.46		0.01		0.01	7.22	0.01	0.10

Standard Equities Segment* (based on consolidated reports**)

Issue	Issuer	P / E	P / S	P / B	P / EBIT	ROA	EBIT / Total Asts.	ROE	EBIT / Equity	Current Ratio	Debt / Equity	Assets Turnover
94G	235 Holdings AD-Sofia			20.24						505.30		
A72	Agria Group Holding AD-Varna	4.86	0.26	0.49	3.03	0.05	0.08	0.13	0.20	1.22	1.09	0.94
6AB	Albena AD-Albena	18.20	1.39	0.38	5.29	0.02	0.05	0.02	0.07	0.52	0.21	0.21
6AM	Alcomet AD-Shumen	14.40	0.54	0.90	6.74	0.04	0.09	0.07	0.16	1.55	0.57	1.14
A4L	Allterco AD-Sofia	13.27	0.84	1.30	8.87	0.07	0.10	0.11	0.16	1.64	0.18	1.10
A00	BG Agro AD-Varna	13.08	0.68	0.97	7.73	0.05	0.08	0.08	0.13	0.92	0.55	0.90
5BP	Billboard AD-Sofia	17.78	0.13	0.22	1.16	0.01	0.08	0.01	0.19	0.84	0.78	0.70
5BR	Bulgarian River Shipping AD-Ruse	17.31	1.42	0.31	12.20	0.01	0.02	0.02	0.03	1.46	0.03	0.18
BSO	Bulgarian Stock Exchange-Sofia	9.24	4.11	2.60	9.84	0.05	0.04	0.32	0.30	1.12	0.01	0.11
5BN	CB Bulgarian American Credit Bank AD-Sofia	13.35	3.72	1.09		0.01		0.07				0.03
5CP	CB Texim Bank AD-Sofia		6.78	2.07								0.05
3CZ	CEZ Distribution Bulgaria AD-Sofia	65.78	1.16	0.69	4.94	0.01	0.09	0.01	0.14	0.74	0.19	0.40
5DOV	Doverie United Holding PLC-Sofia	12.98	0.32	0.70	3.77	0.02	0.06	0.06	0.19	1.44	0.84	0.76
57E	EMKA AD-Sevlievo	3.85	0.18	0.79	2.96					4.34	0.53	
5EO	Etropal AD-Etropole	412.58	3.23	5.10	30.68	0.01	0.07	0.01	0.16	0.93	0.64	0.65

* Ratios are calculated on the base of the last weighted-average price as of the end of the month

** Financial reports data (ttm)

Methodology for Calculation of Financial Ratios is available at http://download.bse-sofia.bg/pdf/methodology_en.pdf

Financial Ratios

March
2019

Issue	Issuer	P / E	P / S	P / B	P / EBIT	ROA	EBIT / Total Asts.	ROE	EBIT / Equity	Current Ratio	Debt / Equity	Assets Turnover
4EH	Eurohold Bulgaria AD-Sofia	24.10	0.31	2.16	40.67	0.01	0.01	0.09	0.05	1.17	2.17	0.94
GR6	Gradus AD-Stara Zagora	25.59	2.74	1.33	17.70					4.65	0.04	
58E	Himsnab Bulgaria AD-Sofia		5.30	1.05	19.89				0.05	2.07	0.39	
6N3	Holding Nov Vek AD-Sofia		1.38	4.64	16.03		0.03		0.29	1.88	7.46	0.39
4HS	Holding Sveta Sofia AD-Sofia	13.43	1.40	1.15	16.50	0.02	0.02	0.12	0.10	1.06	1.89	0.26
5V2	Holding Varna AD-Varna		2.68	1.31	18.39		0.02		0.07	1.24	1.27	0.17
4I8	Industrial Capital Holding AD-Sofia	10.57	0.14	0.72	1.11	0.02	0.19	0.07	0.65	4.68	0.02	1.49
4ID	Industrial Holding Bulgaria PLC-Sofia	7.38	0.89	0.34	3.11	0.03	0.08	0.05	0.11	1.26	0.19	0.27
6R1	Industry Development Holding JSC-Sofia	1.98	3.56	0.76	7.58	0.10	0.03	0.40	0.10	2.24	1.94	0.17
4IN	Investor.BG AD-Sofia		4.25	1.94						1.52	0.30	0.30
4L4	Lavena AD-Shumen	21.93	1.08	2.42	7.55	0.03	0.09	0.05	0.16	1.91	0.52	0.61
5MH	M+S Hydraulic AD-Kazanlak	19.90	2.36	4.01	11.98					3.49		
3NB	Neochim AD-Dimitrovgrad		0.28	0.70						1.31	0.24	1.57
5ODE	Odessos Shiprepair Yard AD-Varna	14.35	1.45	0.67	11.02	0.04	0.05	0.05	0.06	3.53	0.14	0.38
4O1	Oil and Gas Exploration and Production AD-Sofia	25.92	2.54	1.05	11.00	0.03	0.06	0.03	0.08	2.60	0.04	0.26
5PET	Petrol AD-Sofia	0.51	0.06	1.23	4.69	0.46	0.05	4.90	0.54	1.49	2.00	4.20
6R2	Rodna Zemya Holding AD-Dobrich	2.02	0.47	0.86	1.50	0.15	0.20	0.81	1.09	1.33	1.39	0.64
6S4	Severcoop Gamza Holding AD-Sofia	4.96	580.30	0.89		0.07		0.18		2.17	2.47	0.14
6S5	Sila Holding AD-Stara Zagora	67.43	7.73	1.61		0.01		0.03		1.90	1.09	0.13
6SOA	Sofia Commerce-Pawn Brokerage AD-Sofia	6.62	1.38	0.86	5.75	0.12	0.14	0.13	0.15	18.55	0.01	0.58
SO5	Sopharma Trading AD-Sofia	27.52	0.27	3.81	12.31	0.02	0.05	0.14	0.30	1.08	3.01	2.22
OSP	Speedy AD-Sofia	21.63	1.49	5.41	10.35	0.13	0.27	0.27	0.56	0.83	0.41	1.89
3NJ	SS Konstantine And Elena Holding AD-Varna	45.82	1.42	1.36	4.39	0.01	0.08	0.03	0.28	0.39	1.84	0.26
5SR	Stara Planina Hold AD-Sofia	16.88	0.52	1.28	3.49	0.04	0.17	0.08	0.38	3.52	0.02	1.14
6S7	Synergon Holding AD-Sofia		0.06	0.08	3.53		0.01		0.02	1.09	0.27	0.85
EHN	Synthetica AD-Sofia	90.39	2.42	6.23	14.03	0.02	0.11	0.07	0.45	0.72	1.93	0.65
3TV	Toplivo AD-Sofia		0.07	0.16	77.47					1.36	0.59	1.58
T57	Trace Group Hold AD-Sofia	9.06	0.19	0.67	4.35	0.04	0.08	0.10	0.20	1.26	0.25	1.83
1VX	Velgraf Asset Management AD-Sofia	48.65	22.07	2.21	28.29					1.37	0.27	
4PX	Yuri Gagarin PLC-Plovdiv	3.44	0.11	0.17	1.13	0.03	0.10	0.05	0.16	1.74	0.13	1.07
T43	Zarneni Hrani Bulgaria AD-Sofia	29.02	0.54	0.20	3.38		0.03	0.01	0.06	1.52	0.21	0.20
3ZL	Zlatni Pyasatsi AD-Varna		0.52	0.13	4.08		0.03		0.03	8.07	0.02	0.23

SPVs Segment* (based on non-consolidated reports**)

Issue	Issuer	P / E	P / S	P / B	P / EBIT	ROA	EBIT / Total Asts.	ROE	EBIT / Equity	Current Ratio	Debt / Equity	Assets Turnover
6A6	Advance Terrafund REIT-Sofia	43.49	18.16	0.67		0.02	0.01	0.02	0.01	8.27		0.04
5AX	Aktiv Properties REIT-Plovdiv		39.65	0.70						0.08	0.23	0.01
5H4	Balkan and Sea Properties REIT-Varna	17.13	10.82	1.32	12.87	0.07	0.09	0.12	0.16	23.70	0.61	0.10
5BU	Bulgarian Real Estate Fund REIT-Sofia	7.09	4.83	0.63		0.06	0.07	0.07	0.08	5.95	0.09	0.09
9BH	Bulgarian Receivables Fund SPE-Sofia			3.53						1.43		
5BD	Bulland Investments REIT-Sofia			1.00						0.08	0.12	
5EX	Exclusive Property REIT-Sofia	2.87	28.32	0.65		0.14		0.28	0.01	0.05	0.99	0.01
E7P	Expat Beta REIT-Sofia		101.79	0.89						0.15	0.15	0.01
6F3	FairPlay Properties REIT-Sofia	8.88	0.86	0.33		0.03	0.04	0.04	0.06	6.18	0.11	0.28
RPR	Roi Property Fund REIT-Sofia	4.27	1.68	1.02		0.10	0.13	0.30	0.37	1.62	1.31	0.26
6S6	Sopharma Properties REIT-Sofia	133.05	12.00	2.38		0.01	0.08	0.02	0.13	0.05	0.29	0.13
6SB	Super Borovetz Property Fund REIT-Varna	71.48	31.75	1.33	49.17	0.01	0.01	0.02	0.03	0.87	1.71	0.01

* Ratios are calculated on the base of the last weighted-average price as of the end of the month

** Financial reports data (ttm)

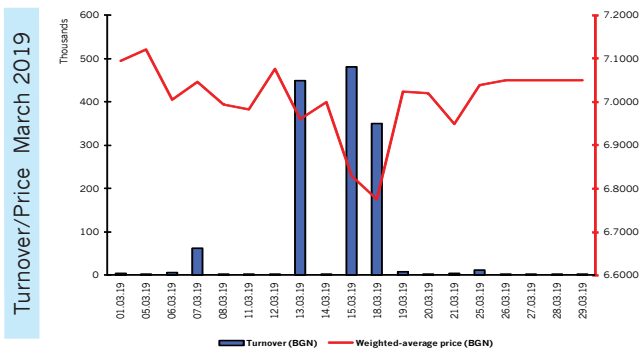
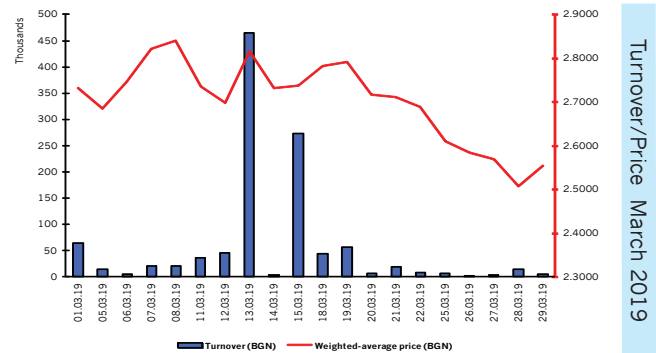
Methodology for Calculation of Financial Ratios is available at http://download.bse-sofia.bg/pdf/methodology_en.pdf

Top 5 Stocks by Trades

March 2019

Doverie United Holding

BSE code of the issue	5DOV
Volume of the issue (common shares)	18,736,099
Nominal value (BGN per share)	1.00
Gross dividend 2017 (BGN per share)	0.00
Trading on regulated market as from the beginning of the year	
Volume in lots	876,713
Value in BGN	2,162,295.24
Trades	1,090

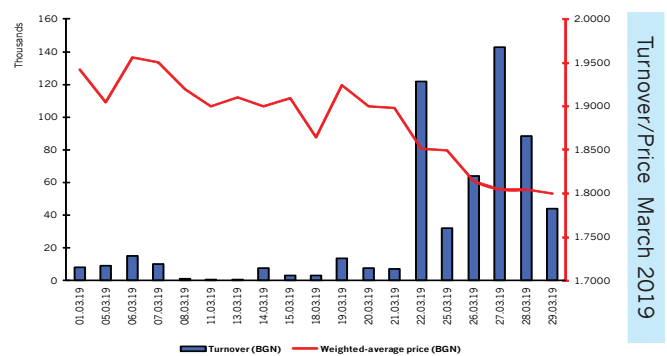


Monbat

BSE code of the issue	5MB
Volume of the issue (common shares)	39,000,000
Nominal value (BGN per share)	1.00
Gross dividend 2017 (BGN per share)	0.1923
Trading on regulated market as from the beginning of the year	
Volume in lots	283,412
Value in BGN	1,997,396.15
Trades	522

Chimimport

BSE code of the issue	6C4
Volume of the issue (common shares)	239,646,267
Nominal value (BGN per share)	1.00
Gross dividend 2017 (BGN per share)	0.0630
Trading on regulated market as from the beginning of the year	
Volume in lots	1,182,624
Value in BGN	2,257,790.29
Trades	818

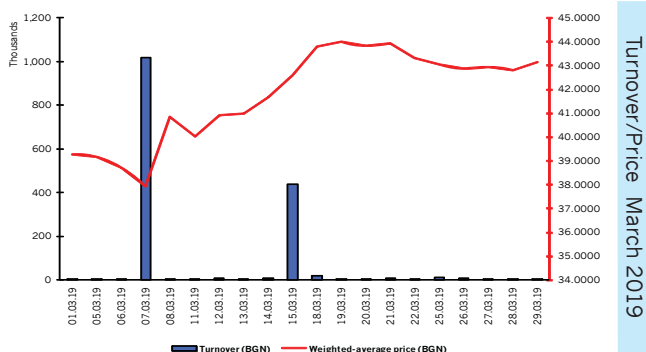


Top 5 Stocks by Trades

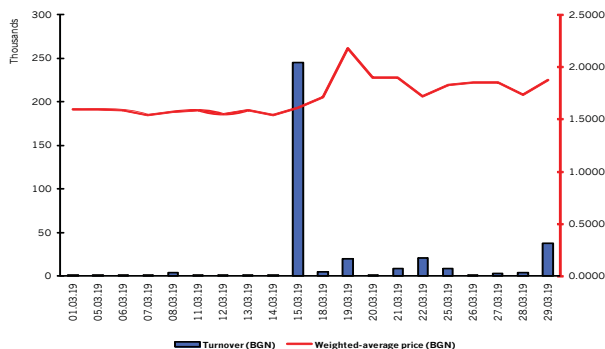
March
2019

Albena

BSE code of the issue	6AB
Volume of the issue (common shares)	4,273,126
Nominal value (BGN per share)	1.00
Gross dividend 2017 (BGN per share)	0.7000
Trading on regulated market as from the beginning of the year	
Volume in lots	59,671
Value in BGN	2,386,177.80
Trades	540



Turnover/Price March 2019



Eurohold Bulgaria

BSE code of the issue	4EH
Volume of the issue (common shares)	197,525,600
Nominal value (BGN per share)	1.00
Gross dividend 2017 (BGN per share)	0.0090
Trading on regulated market as from the beginning of the year	
Volume in lots	1,021,263
Value in BGN	1,635,580.71
Trades	491