

March
2018

MONTHLY BULLETIN



БФБ

BULGARIAN STOCK EXCHANGE
1000 Sofia, 6 Tri ushi St.
Tel: (+359 2) 937 09 45; Fax: (+359 2) 937 09 46
<http://www.bse-sofia.bg>; e-mail: bse@bse-sofia.bg

General Statistics

March
2018

Capitalization of BSE Main Market		Change	
As of 31 March 2018		February *	March *
Market Segment	Capitalization	2018	2017
Premium Equities Segment	2,215,155,023.71	-7.74%	10.57%
Standard Equities Segment	6,260,848,756.63	-1.29%	1.65%
Special Purpose Vehicles Segment	695,490,072.28	-1.27%	8.85%
Total Capitalization of BSE Main Market	9,171,493,852.62	-2.93%	4.20%

* as of the end of the period

Issues admitted to trading on BSE Main Market			
Market Segment	Number of new issues	Number of delisted issues	Number of listed issues as of the end of the month
Premium Equities Segment	0	0	6
Standard Equities Segment	0	0	79
Special Purpose Vehicles Segment	0	0	14
Bonds Segment	0	1	54
Compensatory Instruments Segment	0	0	3
Exchange Traded Products Segment	0	0	10
Subscription Rights Segment	2	3	0
Initial Public Offering Segment	0	0	0
Government Securities Segment	0	0	20
TOTAL :	2	4	186

* as of the end of the period

BSE Indices

SOFIX

Value *	649.17
Monthly change	-5.43%
Annual change	2.39%
P/E **	12.52
P/B **	0.86

BGBX 40

Value *	128.54
Monthly change	-3.57%
Annual change	2.91%
P/E **	13.90
P/B **	1.34

BG TR30

Value *	536.29
Monthly change	-3.89%
Annual change	6.45%
P/E **	60.00
P/B **	1.50

BG REIT

Value *	114.93
Monthly change	-1.36%
Annual change	5.84%
P/E **	18.67
P/B **	1.08

* Values as of 31 March 2018

** P (prices) are weighted-average

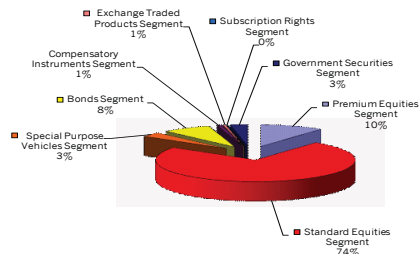
** Financial reports data (ttm)

Monthly Trading by BSE Main Market Segments

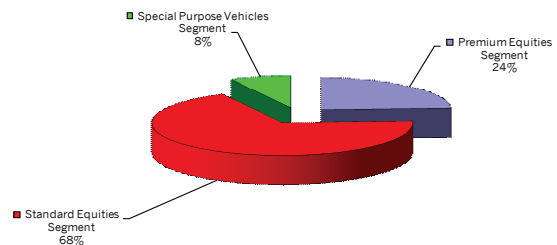
Market Segment	March 2018			Change in turnover (%)	
	Trades	Turnover (BGN)	Volume (lots)	February 2018	March 2017
Premium Equities Segment	1,443	3,759,812	1,346,950	-52.09%	-42.03%
Standard Equities Segment	2,064	27,046,176	8,349,649	95.83%	45.53%
Special Purpose Vehicles Segment	391	1,213,254	492,964	-77.34%	-42.34%
Bonds Segment	27	2,860,142	2,842	-21.98%	-73.04%
Compensatory Instruments Segment	102	289,632	452,658	-9.73%	78.87%
Exchange Traded Products Segment	82	163,653	134,586	-34.06%	-48.58%
Subscription Rights Segment	270	54,519	5,711,782	2257.87%	30759.16%
Initial Public Offering Segment	0	0	0	n/a	n/a
Government Securities Segment	2	1,025,090	1,001	n/a	n/a
Privatisation Segment	0	0	0	n/a	n/a
TOTAL:	4,381	36,412,278	16,492,432	16.52%	-4.84%
OTC trades ***	0	0	0	n/a	-100.00%

*** Effective as from 03 January 2018, no OTC trades shall be announced through the trading system of BSE-Sofia

Turnover by Segments of BSE Main Market



Capitalization by Segments of BSE Main Market



No new issues have been admitted to trading on the BSE Main Market in March

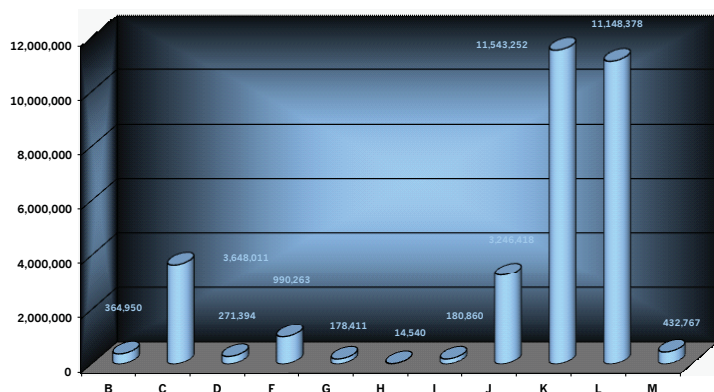
Daily-Average Trading by BSE Main Market Segments

Market Segment	March 2018			Change in turnover (%)	
	Trades	Turnover (BGN)	Volume (lots)	February 2018	March 2017
Premium Equities Segment	72	187,991	67,348	-52.09%	-36.23%
Standard Equities Segment	103	1,352,309	417,482	95.83%	60.08%
Special Purpose Vehicles Segment	20	60,663	24,648	-77.34%	-36.57%
Bonds Segment	1	143,007	142	-21.98%	-70.35%
Compensatory Instruments Segment	5	14,482	22,633	-9.73%	96.75%
Exchange Traded Products Segment	4	8,183	6,729	-34.06%	-43.44%
Subscription Rights Segment	14	2,726	285,589	2257.87%	33845.07%
Initial Public Offering Segment	0	0	0	n/a	n/a
Government Securities Segment	0	51,255	50	n/a	n/a
Privatisation Segment	0	0	0	n/a	n/a
TOTAL:	219	1,820,614	824,622	16.52%	4.67%
OTC trades ***	0	0	0	n/a	-100.00%

*** Effective as from 03 January 2018, no OTC trades shall be announced through the trading system of BSE-Sofia

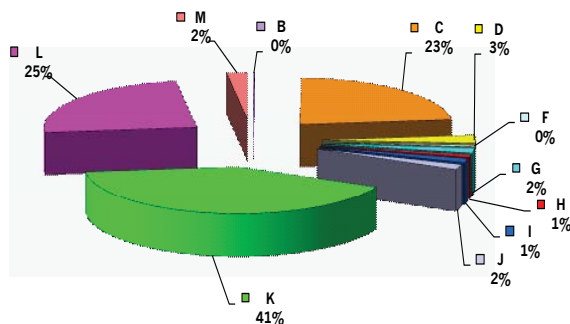
Trading by Industries (according to NACE.BG-2008)		Trades	Volume (lots)	Turnover (BGN)
B	Mining and quarrying	5	48,660	364,950.00
C	Manufacturing	855	540,359	3,648,010.61
D	Electricity,gas,steam and air conditioning supply	81	753	271,394.00
F	Construction	186	243,248	990,262.94
G	Wholesale and retail trade; repair of motor vehicles and motorcycles	155	186,103	178,411.26
H	Transportation and storage	14	4,340	14,539.50
I	Accommodation and food service activities	81	3,039	180,860.00
J	Information and communication	4	242,270	3,246,418.00
K	Financial and insurance activities	2,288	6,561,507	11,543,251.81
L	Real estate activities	55	2,018,052	11,148,377.74
M	Professional, scientific and technical activities	174	341,232	432,766.55

Share of industries in the total turnover (BGN) on the BSE Main Market in March



- B Mining and quarrying
- C Manufacturing
- D Electricity,gas,steam and air conditioning supply
- F Construction
- G Wholesale and retail trade; repair of motor vehicles and motorcycles
- H Transportation and storage
- I Accommodation and food service activities
- J Information and communication
- K Financial and insurance activities
- L Real estate activities
- M Professional, scientific and technical activities

Share of industries in the total turnover (BGN) on the BSE Main Market in the last 365 days



- B Mining and quarrying
- C Manufacturing
- D Electricity,gas,steam and air conditioning supply
- F Construction
- G Wholesale and retail trade; repair of motor vehicles and motorcycles
- H Transportation and storage
- I Accommodation and food service activities
- J Information and communication
- K Financial and insurance activities
- L Real estate activities
- M Professional, scientific and technical activities

TOP 5

Liquidity Ranking

Issuer	Trades	Volume (lots)	Turnover (BGN)
Chimimport AD-Sofia	734	955,799	2,183,784.58
M+S Hydraulic AD-Kazanlak	266	263,556	1,875,449.30
CB First Investment Bank AD-Sofia	202	99,826	449,723.01
Advance Terrafund REIT-Sofia	185	238,185	532,338.04
CB Central Cooperative Bank AD-Sofia	183	122,659	226,748.46

TOP 5

Members

Trades		Turnover (BGN)	
Inv. Intermediary "Karoll"	2,765	Inv. Intermediary "Real Finance"	12,742,969.33
Inv. Intermediary "Elana Trading"	1,295	Inv. Intermediary "BenchMark Finance"	7,672,030.12
Inv. Intermediary "BenchMark Finance"	1,075	Inv. Intermediary "Capman"	7,640,292.20
Inv. Intermediary "First Financial Brokerage House"	485	Inv. Intermediary "ABV Investments" LTD	7,166,058.84
Inv. Intermediary "ABV Investments" LTD	405	CB "Central Cooperative Bank"	5,740,120.10

TOP 30

Capitalization as of 31 March 2018

Issues of shares on the BSE Main Market

Issue	Issuer	Nominal (BGN)	Amount (Shares)	Closing price (BGN)	Capitalization (BGN)
3JR	Sopharma AD-Sofia	1.00	134,797,899	4.130	556,715,322.87
6C4	Chimimport AD-Sofia	1.00	239,646,267	2.260	541,600,563.42
7TH	Tchaikapharma High Quality Medicines AD-Sofia	1.00	64,300,000	8.300	533,690,000.00
3CZ	CEZ Distribution Bulgaria AD-Sofia	1.00	1,928,000	258.000	497,424,000.00
5F4	CB First Investment Bank AD-Sofia	1.00	110,000,000	4.310	474,100,000.00
5MB	Monbat AD-Sofia	1.00	39,000,000	8.600	335,400,000.00
4EH	Eurohold Bulgaria AD-Sofia	1.00	197,525,600	1.510	298,263,656.00
5MH	M+S Hydraulic AD-Kazanlak	1.00	39,055,200	7.400	289,008,480.00
SO5	Sopharma Trading AD-Sofia	1.00	32,905,009	7.750	255,013,819.75
1VX	Velgraf Asset Management AD-Sofia	1.00	68,979,758	3.640	251,086,319.12
6AM	Alcomet AD-Shumen	1.00	17,952,959	13.900	249,546,130.10
6AB	Albena AD-Albena	1.00	4,273,126	57.500	245,704,745.00
OSP	Speedy AD-Sofia	1.00	5,377,619	41.200	221,557,902.80
4CF	CB Central Cooperative Bank AD-Sofia	1.00	113,154,291	1.820	205,940,809.62
5V2	Holding Varna AD-Varna	1.00	5,235,900	37.000	193,728,300.00
6A6	Advance Terrafund REIT-Sofia	1.00	85,110,091	2.210	188,093,301.11
5BN	CB Bulgarian American Credit Bank AD-Sofia	1.00	24,691,313	7.250	179,012,019.25
57B	Bulgartabac Holding AD-Sofia	1.00	7,367,222	24.000	176,813,328.00
5SR	Stara Planina Hold AD-Sofia	1.00	21,000,000	7.400	155,400,000.00
6S6	Sopharma Properties REIT-Sofia	1.00	20,103,965	6.500	130,675,772.50
1CZ	CEZ Electro Bulgaria AD-Sofia	10.00	5,000	25,800.000	129,000,000.00
6AG	Agro Finance REIT-Plovdiv	1.00	32,219,708	4.000	128,878,832.00
EHN	Synthetica AD-Sofia	1.00	3,000,000	42.000	126,000,000.00
3MZ	Svilosa AD-Svishtov	1.00	31,754,944	3.960	125,749,578.24
3NB	Neochim AD-Dimitrograd	1.00	2,654,358	46.000	122,100,468.00
GTH	Galata Investment Company AD-Varna	1.00	68,571,234	1.750	119,999,659.50
T57	Trace Group Hold AD-Sofia	1.00	24,200,000	4.800	116,160,000.00
5H4	Balkan and Sea Properties REIT-Varna	1.00	6,925,156	14.800	102,492,308.80
4KX	Korado Bulgaria AD-Strazhitsa	1.00	13,168,614	7.700	101,398,327.80
58E	Himnab Bulgaria AD-Sofia	1.00	2,494,631	40.000	99,785,240.00

Premium Equities Segment

Issue	Issuer	Nominal (BGN)	Amount (Shares)	Closing price (BGN)	Capitalisation (BGN)
3JR	Sopharma AD-Sofia	1.00	134,797,899	4.130	556,715,322.87
4CF	CB Central Cooperative Bank AD-Sofia	1.00	113,154,291	1.820	205,940,809.62
4KX	Korado Bulgaria AD-Strazhitsa	1.00	13,168,614	7.700	101,398,327.80
5F4	CB First Investment Bank AD-Sofia	1.00	110,000,000	4.310	474,100,000.00
5MB	Monbat AD-Sofia	1.00	39,000,000	8.600	335,400,000.00
6C4	Chimimport AD-Sofia	1.00	239,646,267	2.260	541,600,563.42

Standard Equities Segment

Issue	Issuer	Nominal (BGN)	Amount (Shares)	Closing price (BGN)	Capitalisation (BGN)
6A8	Advance Equity Holding AD-Sofia	1.00	35,945,592	0.300	10,783,677.60
A72	Agria Group Holding AD-Varna	1.00	6,800,000	11.800	80,240,000.00
6AB	Albena AD-Albena	1.00	4,273,126	57.500	245,704,745.00
6AM	Alcomet AD-Shumen	1.00	17,952,959	13.900	249,546,130.10
A4L	Allterco AD-Sofia	1.00	15,000,000	2.100	31,500,000.00
6AR	Aroma AD-Sofia	1.00	15,491,829	1.800	27,885,292.20
6AN	Asenova Krepost AD-Asenovgrad	3.00	2,546,011	11.000	28,006,121.00
A00	BG Agro AD-Varna	1.00	40,357,440	2.080	83,943,475.20
5BP	Billboard AD-Sofia	1.00	15,000,000	0.388	5,820,000.00
40E	Bioiasis AD-Sofia	1.00	1,200,000	16.080	19,296,000.00
BPT	Bulgarian Private Equity Fund AD-Sofia	1.00	3,325,006	1.200	3,990,007.20
5BR	Bulgarian River Shipping AD-Ruse	1.00	35,708,674	0.650	23,210,638.10
BSO	Bulgarian Stock Exchange-Sofia	1.00	6,582,860	5.800	38,180,588.00
57B	Bulgartabac Holding AD-Sofia	1.00	7,367,222	24.000	176,813,328.00
5BN	CB Bulgarian American Credit Bank AD-Sofia	1.00	24,691,313	7.250	179,012,019.25
5CP	CB Texim Bank AD-Sofia	1.00	27,995,036	2.700	75,586,597.20
C81	CBA Asset Management AD-Veliko Tarnovo	1.00	2,020,000	0.059	119,180.00
3CZ	CEZ Distribution Bulgaria AD-Sofia	1.00	1,928,000	258.000	497,424,000.00
1CZ	CEZ Electro Bulgaria AD-Sofia	10.00	5,000	25,800.000	129,000,000.00
CODA	Concord Fund-7 South-East Europe	10.00	967,000	11.200	10,830,400.00
6EG	Dietsmann Energoremont Holding AD-Sofia	1.00	19,213,700	4.680	89,920,116.00
5DOV	Doverie United Holding PLC-Sofia	1.00	18,736,099	1.730	32,413,451.27
0EA	Elana Agrocredit AD-Sofia	1.00	18,902,402	1.120	21,170,690.24
52E	Elhim Iskra AD-Pazardzhik	1.00	25,108,410	1.130	28,372,503.30
57E	EMKA AD-Sevlievo	1.00	21,505,776	3.080	66,237,790.08
5EO	Etropal AD-Etropole	1.00	5,000,000	5.000	25,000,000.00
4EH	Eurohold Bulgaria AD-Sofia	1.00	197,525,600	1.510	298,263,656.00
6A9	Favorit Hold AD-Sofia	1.00	2,356,923	2.000	4,713,846.00
4F6	Fazerles AD-Silistra	1.00	515,000	30.000	15,450,000.00
4F8	Formoplast AD-Kardzhali	1.00	3,798,905	5.300	20,134,196.50
5FC	Futures Capital AD-Sofia	1.00	420,500	24.000	10,092,000.00
GTH	Galata Investment Company AD-Varna	1.00	68,571,234	1.750	119,999,659.50
58E	Himsnab Bulgaria AD-Sofia	1.00	2,494,631	40.000	99,785,240.00
6N3	Holding Nov Vek AD-Sofia	1.00	4,110,469	14.500	59,601,800.50
5V2	Holding Varna AD-Varna	1.00	5,235,900	37.000	193,728,300.00
4HE	Hydraulic Elements and Systems AD-Yambol	1.00	18,193,752	5.250	95,517,198.00
4HI	Hydroizomat AD-Sofia	1.00	2,989,440	1.070	3,198,700.80
4I8	Industrial Capital Holding AD-Sofia	1.00	15,551,960	3.000	46,655,880.00
4ID	Industrial Holding Bulgaria PLC-Sofia	1.00	77,400,643	1.000	77,400,643.00
4IN	Investor.BG AD-Sofia	1.00	4,782,362	13.400	64,083,650.80
4KU	Kauchuk AD-Sofia	1.00	942,091	25.600	24,117,529.60
4L4	Lavena AD-Shumen	1.00	319,981	115.000	36,797,815.00

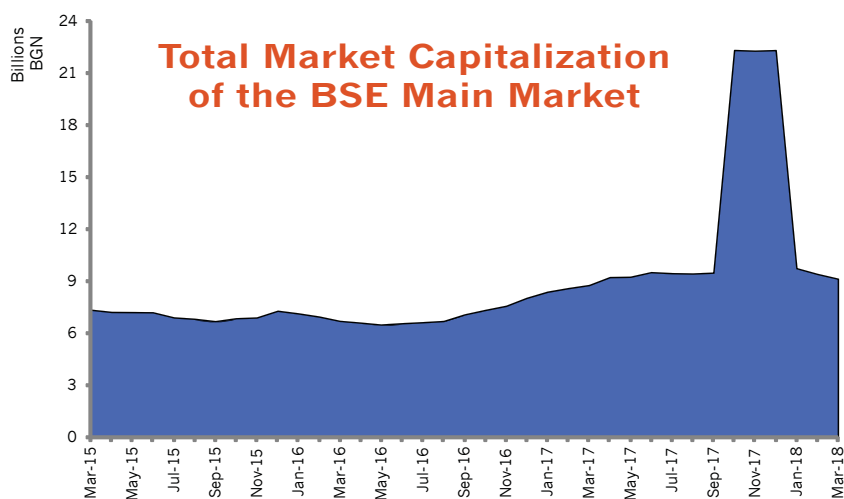
Capitalisation by Issues

March
2018

Issue	Issuer	Nominal (BGN)	Amount (Shares)	Closing price (BGN)	Capitalisation (BGN)
6L1	Lomsko Pivo AD-Lom	1.00	4,500,000	0.550	2,475,000.00
5MR	Momina Krepost AD-Veliko Tarnovo	1.00	1,691,184	3.000	5,073,552.00
5MH	M+S Hydraulic AD-Kazanlak	1.00	39,055,200	7.400	289,008,480.00
178B	Neo London Capital PLC-Sofia	100.00	99,950	115.000	11,494,250.00
3NB	Neochim AD-Dimitrovgrad	1.00	2,654,358	46.000	122,100,468.00
5ODE	Odessos Shiprepair Yard AD-Varna	1.00	586,642	84.500	49,571,249.00
401	Oil and Gas Exploration and Production AD-Sofia	1.00	12,228,062	7.500	91,710,465.00
5PET	Petrol AD-Sofia	4.00	27,312,403	1.300	35,506,123.90
OPH	Phoenix Capital Holding AD-Sofia	100.00	1,000	100.000	100,000.00
RBL	Real Bulland JSC-Sofia	1.00	2,500,000	1.000	2,500,000.00
RGL	Regala Invest AD-Varna	1.00	18,428,734	2.600	47,914,708.40
6S4	Severcoop Gamza Holding AD-Sofia	2.00	2,673,899	3.720	9,946,904.28
6S5	Sila Holding AD-Stara Zagora	1.00	36,852,997	2.120	78,128,353.64
SKK	Sirma Group Holding JSC-Sofia	1.00	59,360,518	1.010	59,954,123.18
3JL	Slanchev Bryag AD-Slanchev Bryag	1.00	1,957,808	4.060	7,948,700.48
6SOA	Sofia Commerce-Pawn Brokerage AD-Sofia	1.00	2,400,000	3.500	8,400,000.00
6SOP	Sofia Commerce-Pawn Brokerage AD-Sofia	1.00	201,154	4.760	957,493.04
OS8	Solarpro Holding AD-Sofia	1.00	46,763,461	0.765	35,774,047.67
SO5	Sopharma Trading AD-Sofia	1.00	32,905,009	7.750	255,013,819.75
SL9	Sparky Eltos AD-Lovech	1.00	39,985,608	0.240	9,596,545.92
OSP	Speedy AD-Sofia	1.00	5,377,619	41.200	221,557,902.80
3NJ	SS Konstantine And Elena Holding AD-Varna	1.00	2,309,561	22.000	50,810,342.00
5SR	Stara Planina Hold AD-Sofia	1.00	21,000,000	7.400	155,400,000.00
3MZ	Svilosa AD-Svishtov	1.00	31,754,944	3.960	125,749,578.24
6S7	Synergon Holding AD-Sofia	1.00	18,358,849	1.200	22,030,618.80
EHN	Synthetica AD-Sofia	1.00	3,000,000	42.000	126,000,000.00
7TH	Tchaikapharma High Quality Medicines AD-Sofia	1.00	64,300,000	8.300	533,690,000.00
T24	TK-Hold PLC-Sofia	1.00	8,539,384	1.500	12,809,076.00
5T6	Todoroff AD-Sofia	1.00	3,400,000	0.220	748,000.00
3TV	Toplivo AD-Sofia	1.00	5,416,829	3.620	19,608,920.98
T57	Trace Group Hold AD-Sofia	1.00	24,200,000	4.800	116,160,000.00
59X	Unipharm AD-Sofia	1.00	6,000,000	4.260	25,560,000.00
4V5	Varna-Plod AD-Varna	1.00	52,709	398.000	20,978,182.00
1VX	Velgraf Asset Management AD-Sofia	1.00	68,979,758	3.640	251,086,319.12
4PX	Yuri Gagarin PLC-Plovdiv	1.00	1,003,904	32.200	32,325,708.80
T43	Zarneni Hrani Bulgaria AD-Sofia	1.00	195,660,287	0.336	65,741,856.43
3ZL	Zlatni Pyasatsi AD-Varna	1.00	6,493,577	2.880	18,701,501.76

Special Purpose Vehicles Segment

Issue	Issuer	Nominal (BGN)	Amount (Shares)	Closing price (BGN)	Capitalisation (BGN)
28R	Arco Real Estate Fund REIT-Sofia	1.00	650,000	1.000	650,000.00
4IC	Intercapital Property Development REIT-Sofia	1.00	6,011,476	0.135	811,549.26
4PY	Prime Property BG REIT-Sofia	1.00	35,706,593	0.590	21,066,889.87
5AX	Aktiv Properties REIT-Plovdiv	9.00	2,192,011	5.150	11,288,856.65
5BD	Bulland Investments REIT-Sofia	1.00	15,008,125	1.100	16,508,937.50
5BU	Bulgarian Real Estate Fund REIT-Sofia	1.00	20,150,000	1.820	36,673,000.00
5H4	Balkan and Sea Properties REIT-Varna	1.00	6,925,156	14.800	102,492,308.80
6A6	Advance Terrafund REIT-Sofia	1.00	85,110,091	2.210	188,093,301.11
6A7	Agroenergy Invest REIT-Sofia	1.00	27,961,916	1.047	29,276,126.05
6AG	Agro Finance REIT-Plovdiv	1.00	32,219,708	4.000	128,878,832.00
6BMA	Fund Estates REIT-Sofia	1.00	23,394,706	0.039	912,393.53
6F3	FairPlay Properties REIT-Sofia	1.00	33,145,400	0.710	23,533,234.00
6S6	Sopharma Properties REIT-Sofia	1.00	20,103,965	6.500	130,675,772.50
E7P	Expat Beta REIT-Sofia	1.00	5,143,190	0.900	4,628,871.00



Trade by Issues

March
2018

Premium Equities Segment

Issue	Issuer	Trades	Volume (lots)	Turnover (BGN)	Trading currency	Weighted & Corrected Values			Closing price	As from
						Average price	Min. price	Max. price		
3JR	Sopharma AD-Sofia	166	126,068	521,995.85	BGN	4.141	4.100	4.171	4.130	29-03-2018
4CF	CB Central Cooperative Bank AD-Sofia	183	122,659	226,748.46	BGN	1.849	1.752	1.936	1.820	29-03-2018
4KX	Korado Bulgaria AD-Strazhitsa	26	4,934	36,914.45	BGN	7.482	7.400	7.700	7.700	29-03-2018
5F4	CB First Investment Bank AD-Sofia	202	99,826	449,723.01	BGN	4.505	4.252	5.560	4.310	29-03-2018
5MB	Monbat AD-Sofia	132	37,664	340,645.80	BGN	9.044	8.605	9.785	8.600	29-03-2018
6C4	Chimimport AD-Sofia	734	955,799	2,183,784.58	BGN	2.285	2.207	2.380	2.260	29-03-2018

Standard Equities Segment

Issue	Issuer	Trades	Volume (lots)	Turnover (BGN)	Trading currency	Weighted & Corrected Values			Closing price	As from
						Average price	Min. price	Max. price		
0EA	Elana Agrocredit AD-Sofia	166	191,972	233,189.75	BGN	1.146	1.126	1.166	1.120	29-03-2018
0S8	Solarpro Holding AD-Sofia	1	30	22.95	BGN	0.765	0.765	0.765	0.765	19-03-2018
0SP	Speedy AD-Sofia	6	290	11,944.40	BGN	41.188	40.200	41.800	41.200	28-03-2018
178B	Neo London Capital PLC-Sofia	1	10	1,150.00	BGN	115.000	115.000	115.000	115.000	08-03-2018
1CZ	CEZ Electro Bulgaria AD-Sofia	3	3	73,800.00	BGN	24,600.000	24,000.000	25,800.000	25,800.000	29-03-2018
1VX	Velgraf Asset Management AD-Sofia	9	1,721,200	5,814,008.00	BGN	3.378	3.324	3.640	3.640	29-03-2018
3CZ	CEZ Distribution Bulgaria AD-Sofia	78	750	197,594.00	BGN	263.459	244.000	270.090	258.000	29-03-2018
3JL	Slanchev Bryag AD-Slanchev Bryag	2	105	470.30	BGN	4.479	4.060	4.500	4.060	29-03-2018
3MZ	Svilosa AD-Svishtov	24	4,525	18,588.84	BGN	4.108	4.000	4.280	3.960	28-03-2018
3NB	Neochim AD-Dimitrovgrad	54	14,032	613,749.20	BGN	43.739	43.270	47.000	46.000	28-03-2018
3NJ	SS Konstantine And Elena Holding AD-Varna	13	257,672	5,239,845.60	BGN	20.335	18.500	20.336	22.000	27-03-2018
3TV	Toplivo AD-Sofia	18	3,734	14,266.96	BGN	3.821	3.620	4.000	3.620	28-03-2018
4EH	Eurohold Bulgaria AD-Sofia	68	72,963	108,400.81	BGN	1.486	1.415	1.499	1.510	29-03-2018
4F6	Fazerles AD-Silistra	5	489	14,808.00	BGN	30.282	30.000	32.000	30.000	26-03-2018
4F8	Formoplast AD-Kardzhali	3	2,695	14,283.50	BGN	5.300	5.300	5.300	5.300	29-03-2018
4HE	Hydraulic Elements and Systems AD-Yambol	31	7,220	38,244.25	BGN	5.297	5.209	5.350	5.250	27-03-2018
4HI	Hydroizomat AD-Sofia	15	54,300	61,467.70	BGN	1.132	1.070	1.220	1.070	28-03-2018
4I8	Industrial Capital Holding AD-Sofia	17	10,070	31,931.68	BGN	3.171	3.000	3.189	3.000	27-03-2018
4ID	Industrial Holding Bulgaria PLC-Sofia	134	4,086,111	4,088,112.76	BGN	1.000	1.000	1.038	1.000	29-03-2018
4IN	Investor.BG AD-Sofia	4	242,270	3,246,418.00	BGN	13.400	13.400	13.400	13.400	27-03-2018
4KU	Kauchuk AD-Sofia	1	10	256.00	BGN	25.600	25.600	25.600	25.600	08-03-2018
4L4	Lavena AD-Shumen	7	155	16,985.00	BGN	109.581	108.993	115.000	115.000	28-03-2018
4O1	Oil and Gas Exploration and Production AD-Sofia	5	48,660	364,950.00	BGN	7.500	7.500	7.500	7.500	22-03-2018
4PX	Yuri Gagarin PLC-Plovdiv	15	176	5,839.80	BGN	33.181	32.200	33.605	32.200	28-03-2018
52E	Elhim Iskra AD-Pazardzhik	12	5,070	6,053.80	BGN	1.194	1.130	1.240	1.130	26-03-2018
57B	Bulgartabac Holding AD-Sofia	21	471	11,546.40	BGN	24.515	22.200	24.719	24.000	27-03-2018
57E	EMKA AD-Sevlievo	22	7,600	23,695.60	BGN	3.118	3.080	3.160	3.080	29-03-2018
58E	Himsnab Bulgaria AD-Sofia	5	340	14,465.00	BGN	42.544	40.000	43.000	40.000	23-03-2018
5BN	CB Bulgarian American Credit Bank AD-Sofia	6	2,005	14,584.25	BGN	7.274	7.100	7.450	7.250	28-03-2018
5BP	Billboard AD-Sofia	24	48,024	18,196.77	BGN	0.379	0.374	0.438	0.388	28-03-2018
5BR	Bulgarian River Shipping AD-Ruse	8	4,050	2,595.10	BGN	0.641	0.614	0.765	0.650	28-03-2018
5CP	CB Texim Bank AD-Sofia	7	771	1,687.18	BGN	2.188	2.114	2.700	2.700	23-03-2018
5DOV	Doverie United Holding PLC-Sofia	41	16,825	31,328.80	BGN	1.862	1.730	1.953	1.730	28-03-2018
5EO	Etropal AD-Etropole	3	70	348.00	BGN	4.971	4.900	5.000	5.000	29-03-2018
5MH	M+S Hydraulic AD-Kazanlak	266	263,556	1,875,449.30	BGN	7.116	7.063	8.258	7.400	29-03-2018
5ODE	Odessos Shiprepair Yard AD-Varna	7	787	70,752.50	BGN	89.902	84.714	90.000	84.500	29-03-2018
5PET	Petrol AD-Sofia	18	2,362	3,749.51	BGN	1.587	1.110	1.590	1.300	29-03-2018
5SR	Stara Planina Hold AD-Sofia	64	6,179	47,539.90	BGN	7.694	7.227	8.000	7.400	29-03-2018
5T6	Todoroff AD-Sofia	4	10,200	2,296.80	BGN	0.225	0.220	0.244	0.220	19-03-2018
5V2	Holding Varna AD-Varna	130	29,099	1,092,200.40	BGN	37.534	35.200	39.000	37.000	28-03-2018
6A8	Advance Equity Holding AD-Sofia	3	5,530	1,660.50	BGN	0.300	0.300	0.350	0.300	21-03-2018

Trade by Issues

March
2018

Issue	Issuer	Trades	Volume (lots)	Turnover (BGN)	Trading currency	Weighted & Corrected Values			Closing price	As from
						Average	Min.	Max.		
6AB	Albena AD-Albena	81	3,039	180,860.00	BGN	59.513	56.340	60.571	57.500	29-03-2018
6AM	Alcomet AD-Shumen	18	677	9,233.60	BGN	13.639	13.500	13.900	13.900	28-03-2018
6AN	Asenova Krepost AD-Asenovgrad	1	14	154.00	BGN	11.000	11.000	11.000	11.000	22-03-2018
6AR	Aroma AD-Sofia	12	2,635	4,923.40	BGN	1.868	1.630	1.965	1.800	29-03-2018
6EG	Dietsmann Energoremont Holding AD-Sofia	10	1,410	6,379.80	BGN	4.525	4.300	4.900	4.680	29-03-2018
6L1	Lomsko Pivo AD-Lom	3	615	322.40	BGN	0.524	0.520	0.585	0.550	27-03-2018
6N3	Holding Nov Vek AD-Sofia	15	4,535	64,768.20	BGN	14.282	12.290	14.404	14.500	29-03-2018
6S4	Severcoop Gamza Holding AD-Sofia	31	151,530	560,606.08	BGN	3.700	3.000	3.720	3.720	28-03-2018
6S5	Sila Holding AD-Stara Zagora	1	118,000	250,160.00	BGN	2.120	2.120	2.120	2.120	20-03-2018
6S7	Synergon Holding AD-Sofia	21	114,578	133,077.55	BGN	1.161	1.142	1.235	1.200	29-03-2018
6SOA	Sofia Commerce-Pawn Brokerage AD-Sofia	11	2,071	7,290.78	BGN	3.520	3.490	3.566	3.500	20-03-2018
6SOP	Sofia Commerce-Pawn Brokerage AD-Sofia	6	1,650	7,765.16	BGN	4.706	4.694	4.760	4.760	29-03-2018
7TH	Tchaikapharma High Quality Medicines AD-Sofia	14	2,448	20,186.10	BGN	8.246	8.200	8.280	8.300	29-03-2018
A4L	Allterco AD-Sofia	21	13,224	28,154.08	BGN	2.129	2.100	2.200	2.100	29-03-2018
A72	Agria Group Holding AD-Varna	28	7,119	85,871.40	BGN	12.062	11.719	12.592	11.800	29-03-2018
A00	BG Agro AD-Varna	1	400	832.00	BGN	2.080	2.080	2.080	2.080	15-03-2018
BSO	Bulgarian Stock Exchange-Sofia	22	7,663	43,962.50	BGN	5.737	5.620	5.850	5.800	29-03-2018
C81	CBA Asset Management AD-Veliko Tarnovo	2	661	39.00	BGN	0.059	0.059	0.059	0.059	26-03-2018
CODA	Concord Fund-7 South-East Europe	4	51,300	574,560.00	BGN	11.200	11.200	11.200	11.200	29-03-2018
EHN	Synthetica AD-Sofia	4	3,513	147,546.00	BGN	42.000	42.000	42.000	42.000	29-03-2018
GTH	Galata Investment Company AD-Varna	1	34,200	59,850.00	BGN	1.750	1.750	1.750	1.750	20-03-2018
SKK	Sirma Group Holding JSC-Sofia	134	332,042	340,476.36	BGN	1.025	0.991	1.045	1.010	28-03-2018
SL9	Sparky Eltos AD-Lovech	8	4,749	1,130.09	BGN	0.238	0.234	0.268	0.240	28-03-2018
S05	Sopharma Trading AD-Sofia	59	12,476	101,004.75	BGN	8.096	7.842	8.301	7.750	29-03-2018
T24	TK-Hold PLC-Sofia	4	240	360.00	BGN	1.500	1.500	1.500	1.500	28-03-2018
T43	Zarneni Hrani Bulgaria AD-Sofia	60	167,531	59,390.04	BGN	0.355	0.336	0.373	0.336	28-03-2018
T57	Trace Group Hold AD-Sofia	171	188,948	928,795.24	BGN	4.916	4.706	4.998	4.800	29-03-2018

Special Purpose Vehicles Segment

Issue	Issuer	Trades	Volume (lots)	Turnover (BGN)	Trading currency	Weighted & Corrected Values			Closing price	As from
						Average price	Min. price	Max. price		
4IC	Intercapital Property Development REIT-Sofia	1	3,825	516.38	BGN	0.135	0.135	0.135	0.135	15-03-2018
4PY	Prime Property BG REIT-Sofia	2	125	75.75	BGN	0.606	0.590	0.630	0.590	19-03-2018
5AX	Aktiv Properties REIT-Plovdiv	7	4,193	20,775.70	BGN	4.955	4.900	5.300	5.150	29-03-2018
5BD	Bulland Investments REIT-Sofia	16	15,487	17,041.20	BGN	1.100	1.100	1.101	1.100	29-03-2018
5BU	Bulgarian Real Estate Fund REIT-Sofia	120	115,684	223,327.84	BGN	1.930	1.831	1.977	1.820	29-03-2018
5H4	Balkan and Sea Properties REIT-Varna	2	20,270	299,969.00	BGN	14.799	14.700	14.800	14.800	27-03-2018
6A6	Advance Terrafund REIT-Sofia	185	238,185	532,338.04	BGN	2.235	2.213	2.255	2.210	29-03-2018
6BMA	Fund Estates REIT-Sofia	1	100	3.90	BGN	0.039	0.039	0.039	0.039	19-03-2018
6F3	FairPlay Properties REIT-Sofia	34	85,026	53,760.48	BGN	0.632	0.607	0.805	0.710	27-03-2018
6S6	Sopharma Properties REIT-Sofia	22	10,068	65,445.25	BGN	6.500	6.450	6.650	6.500	29-03-2018
E7P	Expat Beta REIT-Sofia	1	1	0.90	BGN	0.900	0.900	0.900	0.900	23-03-2018

Bonds Segment

Issue	Issuer	Trades	Volume (lots)	Turnover (BGN)	Trading currency	Clean Prices (% of nominal)				As from
						Average price	Min. price	Max. price	Closing price	
ODC1	Delta Credit SPV-Sofia	1	877	887,932.68	BGN	100.000	100.000	100.000	100.000	09-03-2018
0EA2	Elana Agrocredit AD-Sofia	10	76	150,730.82	EUR	100.010	100.010	100.010	100.010	29-03-2018
0FDC	Finance Direct AD-Sofia	2	26	51,959.17	EUR	100.000	100.000	100.000	100.000	16-03-2018
0SYA	Synthetica AD-Sofia	1	190	193,982.21	BGN	100.000	100.000	100.000	100.000	02-03-2018
4CFB	CB Central Cooperative Bank AD-Sofia	1	60	120,879.77	EUR	102.150	102.150	102.150	102.150	02-03-2018
5MBA	Monbat AD-Sofia	2	7	13,800.12	EUR	100.430	100.429	100.429	100.200	01-03-2018
6TMA	TEC Maritsa 3 AD-Dimitrovgrad	1	90	90,480.60	BGN	100.530	100.534	100.534	100.534	27-03-2018
8AVA	Asterion Bulgaria AD-Sofia	1	1	1,445.09	EUR	100.000	100.000	100.000	100.000	14-03-2018
8AVB	Avto Union AD-Sofia	1	5	5,059.18	BGN	100.000	100.000	100.000	100.000	14-03-2018
9M7C	Web Finance Holding AD-Sofia	1	5	10,383.85	EUR	103.400	103.400	103.400	103.400	21-03-2018
9RTE	HypoCredit AD-Sofia	4	520	338,934.27	EUR	50.130	50.125	50.125	50.000	16-03-2018
ED6A	Educational and Sports Complex Lozenets EAD-Sofia	1	815	822,651.22	BGN	100.000	100.000	100.000	100.000	09-03-2018
POW1	Power Logistics EAD-Etropole	1	170	171,902.64	BGN	100.000	100.000	100.000	100.000	14-03-2018

Trade by Issues

March
2018

Compensatory Instruments Segment

Issue	Issuer	Trades	Volume (lots)	Turnover (BGN)	Trading currency	Weighted Values			Closing price	As from
						Average price	Min. price	Max. price		
BLKB	Housing compensation notes under the CONP Act	2	19,600	7,596.00	BGN	0.388	0.388	0.388	0.390	02-03-2018
BLKC	Registered compensation vouchers under the OUFLL Act and RLFLFF Act	66	341,005	248,808.02	BGN	0.730	0.696	0.800	0.711	29-03-2018
BLKD	Compensation notes under the CONP Act	34	92,053	33,227.89	BGN	0.361	0.307	0.380	0.370	28-03-2018

Exchange Traded Products Segment

Issue	Issuer	Trades	Volume (lots)	Turnover (BGN)	Trading currency	Weighted Values			Closing price	As from
						Average price	Min. price	Max. price		
6F3N	FairPlay Properties REIT-Sofia	1	300	1.20	BGN	0.004	0.004	0.004	0.004	19-03-2018
BGX	Expat Bulgaria SOFIX UCITS ETF	67	128,189	151,930.53	BGN	1.185	1.154	1.243	1.180	29-03-2018
CZX	Expat Czech PX UCITS ETF	4	2,050	4,017.18	EUR	1.002	0.975	1.023	1.023	29-03-2018
ECDC	Expat Croatia CROBEX UCITS ETF	1	100	195.97	EUR	1.002	1.002	1.002	1.002	29-03-2018
GRX	Expat Greece ASE UCITS ETF	3	1,130	2,177.64	EUR	0.985	0.962	0.995	0.987	23-03-2018
PLX	Expat Poland WIG20 UCITS ETF	1	1,000	1,789.58	EUR	0.915	0.915	0.915	0.915	14-03-2018
ROX	Expat Romania BET-BK UCITS ETF	3	1,617	3,142.64	EUR	0.994	0.978	1.029	1.029	29-03-2018
SK9A	Expat Slovakia SAX UCITS ETF	1	100	199.89	EUR	1.022	1.022	1.022	1.022	29-03-2018
SLQX	Expat Slovenia SBI TOP UCITS ETF	1	100	198.13	EUR	1.013	1.013	1.013	1.013	29-03-2018

Subscription Rights Segment

Issue	Issuer	Trades	Volume (lots)	Turnover (BGN)	Trading currency	Weighted Values			Closing price	As from
						Average price	Min. price	Max. price		
OEAA	Elana Agrocredit AD-Sofia	260	5,295,382	54,102.47	BGN	0.010	0.001	0.050	0.001	29-03-2018
I67A	Opportunity Bulgaria Investment AD-Sofia	10	416,400	416.40	BGN	0.001	0.001	0.001	0.001	28-03-2018

Government Securities Segment

Issue	Issuer	Trades	Volume (lots)	Turnover (BGN)	Trading currency	Clean Prices (% of nominal)			As from	
						Average price	Min. price	Max. price		
BLKZ	Ministry of Finance	2	1,001	1,025,090.07	BGN	102.400	102.400	102.400	102.400	28-03-2018

IPO Segment (No trades in the reported period)

Privatisation Segment (No trades in the reported period)

Total trading statistics on a regulated market with indices components

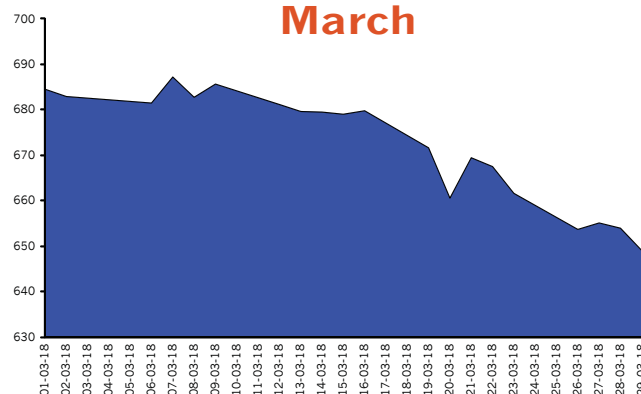
Index	Volume Traded		Value Traded		Trades	
	Total volume (lots)	% of total volume	Total turnover (BGN)	% of total turnover	All trades #	% of all trades
SOFIX	6,431,091	63.11%	11,296,277.84	35.28%	2,545	65.29%
BGBX 40	7,611,014	74.69%	15,947,820.87	49.81%	3,626	93.02%
BG REIT	1,292,086	12.68%	3,014,067.18	9.41%	333	8.54%
BG TR30	8,837,971	86.74%	20,818,575.45	65.02%	3,300	84.66%
CGIX *	4,393,463	43.12%	5,354,876.67	16.72%	729	18.70%

Market capitalisation of indices components

Index	Total (BGN)	% of total capitalization
SOFIX	3,517,547,915.47	38.35%
BGBX 40	6,316,018,725.12	68.87%
BG REIT	449,624,932.36	4.90%
BG TR30	5,690,156,685.18	62.04%
CGIX *	1,449,277,363.49	15.80%

* CGIX is an index of the National Corporate Governance Commission, which is just computed and promoted by BSE-Sofia as from September 19, 2011.

SOFIX in March



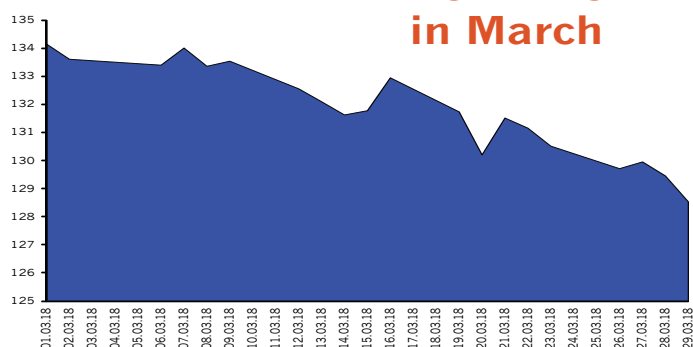
SOFIX Components

Issuer	Min. price	Max. price	Volume (lots)	Trades	Turnover (BGN)
Advance Terrafund REIT-Sofia	2.210	2.270	238,185	185	532,338.04
Albena AD-Albena	55.000	62.000	3,039	81	180,860.00
Doverie United Holding PLC-Sofia	1.730	1.960	16,825	41	31,328.80
Eurohold Bulgaria AD-Sofia	1.410	1.510	72,963	68	108,400.81
Industrial Holding Bulgaria PLC-Sofia	0.990	1.050	4,086,111	134	4,088,112.76
Monbat AD-Sofia	8.550	9.800	37,664	132	340,645.80
Sirma Group Holding JSC-Sofia	0.990	1.050	332,042	134	340,476.36
Sopharma AD-Sofia	4.100	4.250	126,068	166	521,995.85
Stara Planina Hold AD-Sofia	7.200	8.000	6,179	64	47,539.90
CB First Investment Bank AD-Sofia	4.160	5.560	99,826	202	449,723.01
CB Central Cooperative Bank AD-Sofia	1.735	1.945	122,659	183	226,748.46
Trace Group Hold AD-Sofia	4.700	5.000	188,948	171	928,795.24
Bulgarian Real Estate Fund REIT-Sofia	1.820	2.040	115,684	120	223,327.84
Chimimport AD-Sofia	2.160	2.470	955,799	734	2,183,784.58
Holding Varna AD-Varna	34.600	40.200	29,099	130	1,092,200.40

BGBX 40 Components

Issuer	Min. price	Max. price	Volume (lots)	Trades	Turnover (BGN)
Agria Group Holding AD-Varna	11.700	12.600	7,119	28	85,871.40
Advance Terrafund REIT-Sofia	2.210	2.270	238,185	185	532,338.04
Aktiv Properties REIT-Plovdiv	4.900	5.300	4,193	7	20,775.70
Albena AD-Albena	55.000	62.000	3,039	81	180,860.00
Alcomet AD-Shumen	13.500	13.900	677	18	9,233.60
Allterco AD-Sofia	2.100	2.200	13,224	21	28,154.08
Billboard AD-Sofia	0.370	0.438	48,024	24	18,196.77
Bulgartabac Holding AD-Sofia	22.200	26.800	471	21	11,546.40
Bulgarian Stock Exchange-Sofia	5.600	5.850	7,663	22	43,962.50
Doverie United Holding PLC-Sofia	1.730	1.960	16,825	41	31,328.80
Eurohold Bulgaria AD-Sofia	1.410	1.510	72,963	68	108,400.81
Elana Agrocredit AD-Sofia	1.120	1.290	191,972	166	233,189.75
EMKA AD-Sevlievo	3.060	3.160	7,600	22	23,695.60
Zarneni Hrani Bulgaria AD-Sofia	0.336	0.380	167,531	60	59,390.04
Industrial Capital Holding AD-Sofia	3.000	3.200	10,070	17	31,931.68
Industrial Holding Bulgaria PLC-Sofia	0.990	1.050	4,086,111	134	4,088,112.76
Korado Bulgaria AD-Strazhitsa	7.350	7.700	4,934	26	36,914.45
Monbat AD-Sofia	8.550	9.800	37,664	132	340,645.80
M+S Hydraulic AD-Kazanlak	7.050	8.350	263,556	266	1,875,449.30
Neochim AD-Dimitrograd	43.000	49.000	14,032	54	613,749.20
Oil and Gas Exploration and Production AD-Sofia	7.500	7.500	48,660	5	364,950.00
Svilosa AD-Svishtov	3.960	4.280	4,525	24	18,588.84
Severcoop Gamza Holding AD-Sofia	3.000	3.740	151,530	31	560,606.08
Synergon Holding AD-Sofia	1.110	1.250	114,578	21	133,077.55
Sirma Group Holding JSC-Sofia	0.990	1.050	332,042	134	340,476.36
Sopharma AD-Sofia	4.100	4.250	126,068	166	521,995.85
Sopharma Properties REIT-Sofia	6.450	6.650	10,068	22	65,445.25
Sopharma Trading AD-Sofia	7.750	8.350	12,476	59	101,004.75
Speedy AD-Sofia	40.200	42.000	290	6	11,944.40
Stara Planina Hold AD-Sofia	7.200	8.000	6,179	64	47,539.90
CB First Investment Bank AD-Sofia	4.160	5.560	99,826	202	449,723.01
CB Central Cooperative Bank AD-Sofia	1.735	1.945	122,659	183	226,748.46
Toplivo AD-Sofia	3.620	4.000	3,734	18	14,266.96
Trace Group Hold AD-Sofia	4.700	5.000	188,948	171	928,795.24
FairPlay Properties REIT-Sofia	0.600	0.805	85,026	34	53,760.48
Bulgarian Real Estate Fund REIT-Sofia	1.820	2.040	115,684	120	223,327.84
Hydraulic Elements and Systems AD-Yambol	5.200	5.350	7,220	31	38,244.25
Chimimport AD-Sofia	2.160	2.470	955,799	734	2,183,784.58
Holding Varna AD-Varna	34.600	40.200	29,099	130	1,092,200.40
CEZ Distribution Bulgaria AD-Sofia	244.000	274.000	750	78	197,594.00

BGBX 40 in March



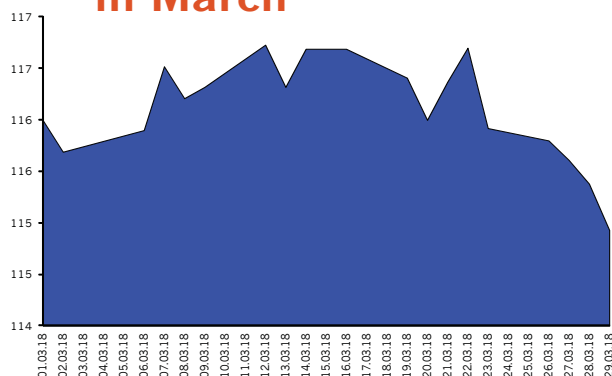
BG REIT Components

Issuer	Min. price	Max. price	Volume (lots)	Trades	Turnover (BGN)
Advance Terrafund REIT-Sofia	2.210	2.270	238,185	185	532,338.04
Balkan and Sea Properties REIT-Varna	14.700	14.800	20,270	2	299,969.00
Bulland Investments REIT-Sofia	1.100	1.110	15,487	16	17,041.20
Roi Property Fund REIT-Sofia	4.000	4.000	123,620	2	494,480.00
Super Borovets Property Fund REIT-Varna	1.820	1.870	778,830	7	1,446,435.10
Bulgarian Real Estate Fund REIT-Sofia	1.820	2.040	115,684	120	223,327.84
CCB Real Estate Fund REIT-Sofia	47.600	47.600	10	1	476.00

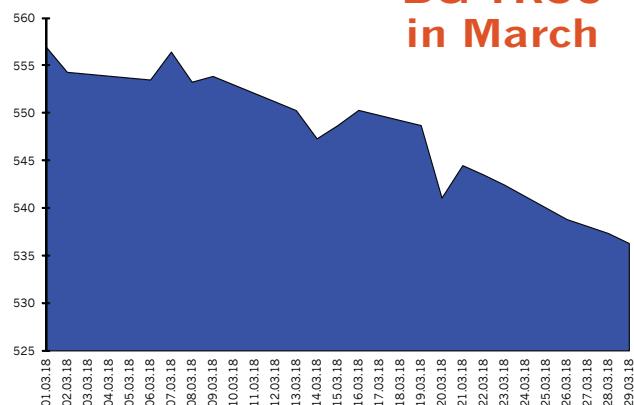
BG TR30 Components

Issuer	Min. price	Max. price	Volume (lots)	Trades	Turnover (BGN)
Advance Terrafund REIT-Sofia	2.210	2.270	238,185	185	532,338.04
Albena AD-Albena	55.000	62.000	3,039	81	180,860.00
Balkan and Sea Properties REIT-Varna	14.700	14.800	20,270	2	299,969.00
Bulgarian Stock Exchange-Sofia	5.600	5.850	7,663	22	43,962.50
Velgraf Asset Management AD-Sofia	3.300	3.660	1,721,200	9	5,814,008.00
Doverie United Holding PLC-Sofia	1.730	1.960	16,825	41	31,328.80
Eurohold Bulgaria AD-Sofia	1.410	1.510	72,963	68	108,400.81
Elana Agrocredit AD-Sofia	1.120	1.290	191,972	166	233,189.75
Galata Investment Company AD-Varna	1.750	1.750	34,200	1	59,850.00
Industrial Capital Holding AD-Sofia	3.000	3.200	10,070	17	31,931.68
Industrial Holding Bulgaria PLC-Sofia	0.990	1.050	4,086,111	134	4,088,112.76
Korado Bulgaria AD-Strazhitsa	7.350	7.700	4,934	26	36,914.45
M+S Hydraulic AD-Kazanlak	7.050	8.350	263,556	266	1,875,449.30
Monbat AD-Sofia	8.550	9.800	37,664	132	340,645.80
Neochim AD-Dimitrovgrad	43.000	49.000	14,032	54	613,749.20
Synergon Holding AD-Sofia	1.110	1.250	114,578	21	133,077.55
Sirma Group Holding JSC-Sofia	0.990	1.050	332,042	134	340,476.36
Sopharma AD-Sofia	4.100	4.250	126,068	166	521,995.85
Sopharma Properties REIT-Sofia	6.450	6.650	10,068	22	65,445.25
Sopharma Trading AD-Sofia	7.750	8.350	12,476	59	101,004.75
Stara Planina Hold AD-Sofia	7.200	8.000	6,179	64	47,539.90
CB First Investment Bank AD-Sofia	4.160	5.560	99,826	202	449,723.01
CB Texim Bank AD-Sofia	1.620	2.700	771	7	1,687.18
CB Central Cooperative Bank AD-Sofia	1.735	1.945	122,659	183	226,748.46
Trace Group Hold AD-Sofia	4.700	5.000	188,948	171	928,795.24
Bulgarian Real Estate Fund REIT-Sofia	1.820	2.040	115,684	120	223,327.84
Chimimport AD-Sofia	2.160	2.470	955,799	734	2,183,784.58
Himsnab Bulgaria AD-Sofia	40.000	43.000	340	5	14,465.00
Holding Varna AD-Varna	34.600	40.200	29,099	130	1,092,200.40
CEZ Distribution Bulgaria AD-Sofia	244.000	274.000	750	78	197,594.00

BG REIT in March



BG TR30 in March

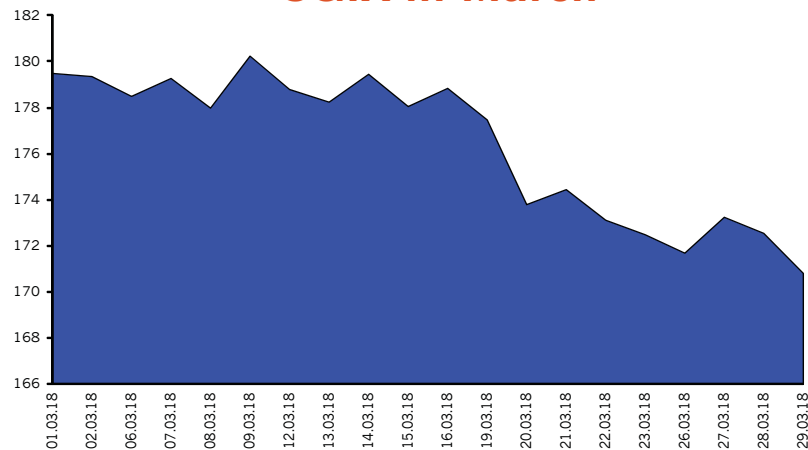


Corporate Governance Index CGIX

CGIX Components

Issuer	Min. price	Max. price	Volume (lots)	Trades	Turnover (BGN)
Agria Group Holding AD-Varna	11.700	12.600	7,119	28	85,871.40
Bulgarian Stock Exchange-Sofia	5.600	5.850	7,663	22	43,962.50
Industrial Holding Bulgaria PLC-Sofia	0.990	1.050	4,086,111	134	4,088,112.76
Monbat AD-Sofia	8.550	9.800	37,664	132	340,645.80
Sopharma AD-Sofia	4.100	4.250	126,068	166	521,995.85
Stara Planina Hold AD-Sofia	7.200	8.000	6,179	64	47,539.90
CB Central Cooperative Bank AD-Sofia	1.735	1.945	122,659	183	226,748.46

CGIX in March



CGIX is the index of the companies enjoying good corporate governance as selected by the National Corporate Governance Commission.

The starting date of calculation of the CGIX is September 19, 2011.

CGIX is an index of the National Corporate Governance Commission but is currently computed and promoted by BSE-Sofia.

The Rules on calculating the Corporate Governance Index (CGIX) are available in Bulgarian at http://download.bse-sofia.bg/others/CGIX_Index_Rules_BG.pdf

Premium Equities Segment* (based on non-consolidated reports**)

Issue	Issuer	P / E	P / S	P / B	P / EBIT	ROA	EBIT / Total Asts.	ROE	EBIT / Equity	Current Ratio	Debt / Equity	Assets Turnover
4CF	CB Central Cooperative Bank AD-Sofia	4.89	1.09	0.45		0.01		0.10				0.04
5F4	CB First Investment Bank AD-Sofia	5.43	1.22	0.51		0.01		0.10				0.04
6C4	Chimimport AD-Sofia	14.48	221.65	0.42		0.02		0.03		4.49	0.09	0.03
4KX	Korado Bulgaria AD-Strazhitsa	15.94	1.99	4.94		0.19	0.24	0.28	0.34	5.32	0.21	1.54
5MB	Monbat AD-Sofia	48.09	0.95	2.08	22.94	0.03	0.05	0.04	0.09	2.16	0.52	1.29
3JR	Sopharma AD-Sofia	12.59	2.45	1.09	9.99	0.07	0.09	0.09	0.11	2.20	0.16	0.37

Premium Equities Segment* (based on consolidated reports**)

Issue	Issuer	P / E	P / S	P / B	P / EBIT	ROA	EBIT / Total Asts.	ROE	EBIT / Equity	Current Ratio	Debt / Equity	Assets Turnover
4CF	CB Central Cooperative Bank AD-Sofia	5.53	0.99	0.47		0.01		0.09				0.04
5F4	CB First Investment Bank AD-Sofia	5.16	1.17	0.50		0.01		0.10				0.05
6C4	Chimimport AD-Sofia	7.75	1.21	0.38		0.01		0.05		1.18	1.85	1.27
4KX	Korado Bulgaria AD-Strazhitsa											
5MB	Monbat AD-Sofia	12.23	1.04	1.57	7.10	0.08	0.13	0.13	0.23	2.09	0.58	0.92
3JR	Sopharma AD-Sofia	13.20	0.52	1.10	5.80	0.04	0.10	0.09	0.19	1.29	0.56	1.13

Standard Equities Segment* (based on non-consolidated reports**)

Issue	Issuer	P / E	P / S	P / B	P / EBIT	ROA	EBIT / Total Asts.	ROE	EBIT / Equity	Current Ratio	Debt / Equity	Assets Turnover
6A8	Advance Equity Holding AD-Sofia	24.12	54.19	0.33		0.01		0.01		1.51	0.23	0.04
A72	Agria Group Holding AD-Varna	16.95	142.52	1.61		0.04		0.10		0.79	1.12	0.07
6AB	Albena AD-Albena	13.90	2.81	0.54	13.18	0.03	0.03	0.04	0.04	0.43	0.13	0.16
6AM	Alcomet AD-Shumen	15.64	0.68	1.45	7.66	0.06	0.12	0.09	0.19	1.94	0.46	1.35
A4L	Allterco AD-Sofia	57.38	42.57	1.81		0.03		0.03		0.84	0.23	0.04
6AR	Aroma AD-Sofia	13.89	0.90	1.00	6.67	0.05	0.11	0.07	0.15	2.77	0.10	0.81
6AN	Asenova Krepost AD-Asenovgrad	304.41	0.86	1.16	17.73		0.03		0.07	1.60	0.59	0.65
A00	BG Agro AD-Varna	112.07	221.49	1.53		0.01		0.01		209.26	0.01	0.01
5BP	Billboard AD-Sofia	21.58	0.70	0.27	3.40	0.01	0.05	0.01	0.08	2.96	0.31	0.26
40E	Bioiasis AD-Sofia					0.11	0.12	0.14	0.15	7.54	0.02	0.28
BPT	Bulgarian Private Equity Fund AD-Sofia			1.24						1,069.67		
5BR	Bulgarian River Shipping AD-Ruse	148.79	1.74	0.31						0.79	0.04	0.15
BSO	Bulgarian Stock Exchange-Sofia	183.56	17.51	3.72	303.02	0.02	0.01	0.02	0.01	13.58	0.01	0.20
57B	Bulgartabac Holding AD-Sofia	9.74	2.46	2.41	11.07	0.11	0.10	0.18	0.15	1.36	0.01	0.44
5BN	CB Bulgarian American Credit Bank AD-Sofia	21.96	4.78	1.02		0.01		0.05				0.03
5CP	CB Texim Bank AD-Sofia	178.27	5.27	2.12				0.01				0.07
C81	CBA Asset Management AD-Veliko Tarnovo	0.61	0.14	0.14	0.16	0.02	0.06	0.40	1.47	0.05	8.34	0.07
3CZ	CEZ Distribution Bulgaria AD-Sofia	16.27	1.14	0.82	5.01	0.04	0.12	0.05	0.16	0.78	0.21	0.51
1CZ	CEZ Electro Bulgaria AD-Sofia	3.55	0.10	1.03		0.12	0.14	0.33	0.36	1.78	0.08	4.29
6EG	Dietsmann Energoremont Holding AD-Sofia		1.36	4.19	48.47		0.03		0.12	0.78	0.89	1.08
5DOV	Doverie United Holding PLC-Sofia		166.22	0.93						37.21	0.77	0.02
0EA	Elana Agrocredit AD-Sofia	11.84	43.49	1.01		0.04		0.09		3.13	1.29	0.01
52E	Elhim Iskra AD-Pazardzhik	83.69	0.81	0.90		0.01	0.06	0.01	0.07	12.24	0.02	0.99
57E	EMKA AD-Sevlievo	16.56	0.68	1.76	9.44	0.10	0.17	0.11	0.19	7.13	0.03	2.31
5EO	Etropal AD-Etropole	1,470.59	3.43	4.69	25.72		0.08		0.18	1.16	0.67	0.62
4EH	Eurohold Bulgaria AD-Sofia		1,002.82	0.71						0.24	0.65	0.01
6A9	Favorit Hold AD-Sofia		33.53	0.44						0.15	0.01	0.03
4F6	Fazerles AD-Siliistra		1.46	0.70				0.05	0.05	22.92	0.02	0.45
4F8	Formoplast AD-Kardzhali		15.00	7.63						1.77		0.16
5FC	Futures Capital AD-Sofia	720.86	720.86	23.91						21.52	23.20	

** Financial reports data (ttm)

Methodology for Calculation of Financial Ratios is available at http://download.bse-sofia.bg/pdf/methodology_en.pdf

Financial Ratios

March
2018

Issue	Issuer	P / E	P / S	P / B	P / EBIT	ROA	EBIT / Total Asts.	ROE	EBIT / Equity	Current Ratio	Debt / Equity	Assets Turnover
GTH	Galata Investment Company AD-Varna	542.98	805.37	1.58						2.22		
58E	Himsnab Bulgaria AD-Sofia	362.86	34.80	1.21						14.94		0.03
6N3	Holding Nov Vek AD-Sofia	24.12	2,574.26	1.83		0.02		0.08		1.54	2.13	0.06
5V2	Holding Varna AD-Varna	324.99	147.88	1.24	295.76					2.45	0.43	0.02
4HE	Hydraulic Elements and Systems AD-Yambol	21.31	1.73	2.86		0.11	0.19	0.14	0.24	2.30		1.33
4HI	Hydroizomat AD-Sofia	22.21	3.58	0.63		0.02		0.03		4.93	0.02	0.15
4I8	Industrial Capital Holding AD-Sofia	25.06	9,331.18	1.95		0.08		0.08		19.75		0.11
4ID	Industrial Holding Bulgaria PLC-Sofia	3.64	19,295.06	0.38		0.09		0.11		0.07	0.25	0.10
4IN	Investor.BG AD-Sofia	281.33	4.81	1.57		0.01		0.01		4.56		0.30
4KU	Kauchuk AD-Sofia	27.10	0.92	0.92	15.19	0.03	0.05	0.03	0.06	5.30		0.84
4L4	Lavena AD-Shumen	18.05	1.81	2.60	9.88	0.07	0.13	0.18	0.32	3.54	0.58	0.73
6L1	Lomsko Pivo AD-Lom	43.42	0.31	0.33			0.05	0.01	0.11	0.80	0.40	0.55
5MR	Momina Krepost AD-Veliko Tarnovo		1.86	1.04						4.98	0.02	0.49
5MH	M+S Hydraulic AD-Kazanlak	20.33	2.67	4.06	12.51	0.17	0.27	0.21	0.34	3.61		1.29
178B	Neo London Capital PLC-Sofia	53.46	153.26	0.95		0.02		0.02		51.14		0.01
3NB	Neochim AD-Dimitrograd	8.06	0.54	1.10	4.45	0.10	0.17	0.14	0.25	2.13	0.12	1.43
5ODE	Odessos Shiprepair Yard AD-Varna	17.00	1.58	0.76	9.69	0.04	0.07	0.04	0.08	3.32		0.44
4O1	Oil and Gas Exploration and Production AD-Sofia	32.52	4.17	0.97	11.65	0.02	0.06	0.03	0.08	2.51	0.05	0.18
5PET	Petrol AD-Sofia	56.99	0.36	6.15		0.03		0.14		1.82	1.45	4.73
OPH	Phoenix Capital Holding AD-Sofia					0.16		3.25		1.39	13.83	
RBL	Real Bulland JSC-Sofia		250.00	1.06						213.14		
RGL	Regala Invest AD-Varna			2.05						0.06	0.12	
6S4	Severcoop Gamza Holding AD-Sofia	23.35	473.60	0.94		0.04		0.04		158.08		0.07
6S5	Sila Holding AD-Stara Zagora	149.87		1.65		0.01		0.02		4.91	0.46	0.07
SKK	Sirma Group Holding JSC-Sofia	19.75	10.47	0.86	17.09	0.04	0.05	0.04	0.05	1.44	0.09	0.08
3JL	Slanchev Bryag AD-Slanchev Bryag		3.05	0.19	20.12		0.01		0.01	0.65	0.02	0.05
6SOA	Sofia Commerce-Pawn Brokerage AD-Sofia	7.27	1.40	0.74	6.30	0.10	0.11	0.10	0.12	21.76	0.01	0.52
OS8	Solarpro Holding AD-Sofia	37.82	5.22	0.72		0.02		0.02		2.95		0.14
SO5	Sopharma Trading AD-Sofia	20.31	0.38	3.50	15.54	0.04	0.05	0.18	0.24	1.13	2.11	2.20
SL9	Sparky Eltos AD-Lovech		0.28	0.27						1.11	2.23	0.21
OSP	Speedy AD-Sofia	24.39	2.08	4.46	12.14	0.11	0.22	0.19	0.39	1.01	0.44	1.26
3NJ	SS Konstantine And Elena Holding AD-Varna	16.11	7.50	1.26	61.80	0.05	0.01	0.08	0.02	0.43	0.26	0.10
5SR	Stara Planina Hold AD-Sofia	28.10	1,992.31	4.06		0.13		0.15		3.50		0.16
3MZ	Svilosa AD-Svishtov		103.93	2.64						5.59		0.02
6S7	Synergon Holding AD-Sofia	30.77	65.76	0.16				0.01		7.28	0.06	0.06
EHN	Synthetica AD-Sofia	32.07	3,937.50	7.43		0.17		0.27		7.83	0.36	
7TH	Tchaikapharma High Quality Medicines AD-Sofia	57.22	15.46	6.49		0.10	0.14	0.12	0.17	4.96	0.13	0.36
T24	TK-Hold PLC-Sofia	12.73	2,560.32	0.72		0.03		0.06		1.31		0.05
5T6	Todoroff AD-Sofia		0.47	2.09						0.41	4.78	0.40
3TV	Toplivo AD-Sofia		0.12	0.17	8.12		0.01		0.02	1.74	0.38	0.91
T57	Trace Group Hold AD-Sofia	15.37	0.72	1.13	24.74	0.04	0.02	0.08	0.05	1.28	0.14	0.86
59X	Unipharm AD-Sofia	13.33	1.32	1.38		0.09	0.18	0.11	0.21	9.94	0.03	0.95
4V5	Varna-Plod AD-Varna	11.05	8.12	0.86	14.93	0.08	0.06	0.08	0.06	12.88		0.11
1VX	Velgraf Asset Management AD-Sofia	140.70	23.42	2.21	31.91	0.01	0.04	0.02	0.08	1.17	0.38	0.06
4PX	Yuri Gagarin PLC-Plovdiv	5.66	0.24	0.40	2.26	0.05	0.13	0.07	0.18	1.85	0.19	1.17
T43	Zarneni Hrani Bulgaria AD-Sofia	16.10	55.20	0.24		0.01		0.02		2.42	0.02	
3ZL	Zlatni Pyasatsi AD-Varna		1.57	0.17	8.69		0.02		0.02	10.01	0.01	0.11

* Ratios are calculated on the base of the last weighted-average price as of the end of the month

** Financial reports data (ttm)

Methodology for Calculation of Financial Ratios is available at http://download.bse-sofia.bg/pdf/methodology_en.pdf

Standard Equities Segment* (based on consolidated reports**)

Issue	Issuer	P / E	P / S	P / B	P / EBIT	ROA	EBIT / Total Asts.	ROE	EBIT / Equity	Current Ratio	Debt / Equity	Assets Turnover
6A8	Advance Equity Holding AD-Sofia		1.12	0.73	11.28		0.02		0.06	2.10	1.12	0.26
A72	Agria Group Holding AD-Varna	5.49	0.43	0.75	3.28	0.05	0.09	0.15	0.25	1.23	1.45	0.69
6AB	Albena AD-Albena	23.45	2.10	0.54	9.93	0.02	0.04	0.02	0.05	0.58	0.18	0.20
6AM	Alcomet AD-Shumen	15.64	0.68	1.46	7.66	0.06	0.12	0.09	0.19	1.94	0.47	1.35
A4L	Allterco AD-Sofia	12.45	0.80	1.22	9.04	0.07	0.10	0.10	0.14	1.59	0.20	1.15
6AR	Aroma AD-Sofia	12.84	0.89	1.00	6.25	0.06	0.12	0.08	0.17	2.03	0.18	0.81
6AN	Asenova Krepost AD-Asenovgrad	288.72	0.84	1.14	17.25		0.03		0.07	1.64	0.58	0.65
A00	BG Agro AD-Varna	22.04	0.99	1.27	12.04	0.04	0.07	0.06	0.11	1.19	0.49	0.84
5BP	Billboard AD-Sofia	14.06	0.16	0.27	1.30	0.01	0.08	0.02	0.21	0.89	0.88	0.67
BPT	Bulgarian Private Equity Fund AD-Sofia		1.25							402.75		
5BR	Bulgarian River Shipping AD-Ruse	18.95	1.17	0.28		0.01		0.02		1.22	0.03	0.21
BSO	Bulgarian Stock Exchange-Sofia	187.16	16.68	3.73	280.74	0.02	0.01	0.02	0.01	12.75	0.01	0.21
57B	Bulgartabac Holding AD-Sofia	5.16	0.44	0.59		0.04		0.11		0.94	0.45	0.48
5BN	CB Bulgarian American Credit Bank AD-Sofia	21.77	4.76	1.27		0.01		0.05				0.03
5CP	CB Texim Bank AD-Sofia	162.90	6.36	2.10				0.01				0.06
3CZ	CEZ Distribution Bulgaria AD-Sofia	16.27	1.14	0.82	5.01	0.04	0.11	0.05	0.16	0.78	0.21	0.50
6EG	Dietsmann Energoremont Holding AD-Sofia		1.24	4.48	41.30		0.03		0.11	0.94	1.05	1.02
5DOV	Doverie United Holding PLC-Sofia		0.24	0.49	6.46		0.03		0.07	1.20	0.85	0.72
57E	EMKA AD-Sevlievo	4.58	0.21	0.94	3.53					4.34	0.53	
5EO	Etropal AD-Etropole	510.20	3.37	4.58	24.27		0.09	0.01	0.19	1.19	0.66	0.61
4EH	Eurohold Bulgaria AD-Sofia	17.11	0.21	1.44	8.33	0.01	0.02	0.12	0.25	1.15	2.08	0.97
6A9	Favorit Hold AD-Sofia		0.06	0.10	1.21					1.11	0.44	
5FC	Futures Capital AD-Sofia	917.45	388.15	28.59	630.75	0.03	0.04	0.03	0.05	0.57	0.01	0.07
58E	Himsnab Bulgaria AD-Sofia	16.37	3.32	0.92	7.21	0.03	0.07	0.06	0.13	3.61	0.37	0.15
6N3	Holding Nov Vek AD-Sofia	8.65	1.55	3.33	15.22					1.19	4.90	
5V2	Holding Varna AD-Varna		3.16	1.24	31.39		0.02		0.04	1.38	1.31	0.17
4HI	Hydroizomat AD-Sofia	23.01	3.58	0.65		0.02		0.03		4.73	0.02	0.16
4I8	Industrial Capital Holding AD-Sofia	11.14	0.21	1.02	1.53	0.03	0.20	0.09	0.69	4.67	0.07	1.44
4ID	Industrial Holding Bulgaria PLC-Sofia	25.46	0.82	0.29	2.96	0.01	0.06	0.01	0.09	0.43	0.44	0.22
4IN	Investor.BG AD-Sofia		3.09	1.89						2.18	0.23	0.35
4KU	Kauchuk AD-Sofia	94.21	1.00	0.95	21.10	0.01	0.04	0.01	0.05	4.74		0.76
4L4	Lavena AD-Shumen	17.34	1.81	2.57	9.31	0.07	0.14	0.18	0.34	3.44	0.58	0.72
5MH	M+S Hydraulic AD-Kazanlak	20.90	2.63	4.26	12.53	0.17	0.28	0.21	0.35	3.43		1.35
3NB	Neochim AD-Dimitrovgrad	9.15	0.53	1.09	4.42	0.08	0.17	0.12	0.25	2.14	0.12	1.44
5ODE	Odessos Shiprepair Yard AD-Varna	16.84	1.70	0.79	12.93	0.04	0.05	0.05	0.06	3.53	0.14	0.38
4O1	Oil and Gas Exploration and Production AD-Sofia	27.09	3.01	0.92	11.59	0.03	0.06	0.03	0.08	3.26	0.04	0.23
6S4	Severcoop Gamza Holding AD-Sofia	16.74	5.76	1.12		0.05		0.06		551.50		0.33
6S5	Sila Holding AD-Stara Zagora	3,023.85	4.26	1.68	1,903.91					2.04	1.08	0.16
SKK	Sirma Group Holding JSC-Sofia	14.16	1.15	0.72	3.75	0.03	0.13	0.05	0.20	0.98	0.13	0.42
3JL	Slanchev Bryag AD-Slanchev Bryag		0.95							10.04		
6SOA	Sofia Commerce-Pawn Brokerage AD-Sofia	7.86	1.51	0.80	6.81					21.78	0.01	
OS8	Solarpro Holding AD-Sofia	19.27	1.87	0.64	4.47	0.02	0.08	0.03	0.15	3.09	0.66	0.21
SO5	Sopharma Trading AD-Sofia	24.39	0.35	3.91	15.69	0.03	0.05	0.16	0.25	1.13	2.56	2.26
SL9	Sparky Eltos AD-Lovech		0.25	0.49						0.93	4.61	0.21
OSP	Speedy AD-Sofia	27.83	1.40	4.79	10.73	0.09	0.23	0.18	0.46	1.18	0.48	1.73
3NJ	SS Konstantine And Elena Holding AD-Varna		2.38	1.42	10.95		0.04		0.13	0.27	1.65	0.18
5SR	Stara Planina Hold AD-Sofia	19.83	0.71	1.66	4.42	0.04	0.17	0.09	0.39	3.80	0.02	1.08
3MZ	Svilosa AD-Svishtov	8.22	1.05	1.11	5.49	0.11	0.16	0.14	0.21	2.69	0.14	0.85

* Ratios are calculated on the base of the last weighted-average price as of the end of the month

** Financial reports data (ttm)

Methodology for Calculation of Financial Ratios is available at http://download.bse-sofia.bg/pdf/methodology_en.pdf

Financial Ratios

March
2018

Issue	Issuer	P / E	P / S	P / B	P / EBIT	ROA	EBIT / Total Asts.	ROE	EBIT / Equity	Current Ratio	Debt / Equity	Assets Turnover
6S7	Synergon Holding AD-Sofia		0.08	0.09	4.38		0.01		0.02	1.09	0.29	0.75
EHN	Synthetica AD-Sofia	61.08	2.54	8.33	16.66	0.03	0.11	0.11	0.41	1.27	2.03	0.71
T24	TK-Hold PLC-Sofia	13.87	0.62	0.33	4.91	0.02	0.05	0.02	0.07	4.83	0.02	0.44
3TV	Toplivo AD-Sofia		0.09	0.17	6.37				0.03	1.18	0.46	1.14
T57	Trace Group Hold AD-Sofia	33.72	0.38	1.19	11.66	0.01	0.04	0.04	0.11	1.08	0.17	1.30
4V5	Varna-Plod AD-Varna	10.72	7.46	0.85	12.98	0.07	0.06	0.08	0.07	12.19	0.11	0.10
1VX	Velgraf Asset Management AD-Sofia	141.09	23.01	2.21	31.22					1.16	0.40	
4PX	Yuri Gagarin PLC-Plovdiv	5.40	0.23	0.40	2.10					1.84	0.25	
T43	Zarneni Hrani Bulgaria AD-Sofia	81.36	0.66	0.25	5.81		0.02		0.04	1.58	0.27	0.18
3ZL	Zlatni Pyasatsi AD-Varna		0.79	0.19	5.93		0.03		0.03	11.56	0.01	0.22

SPVs Segment* (based on non-consolidated reports**)

Issue	Issuer	P / E	P / S	P / B	P / EBIT	ROA	EBIT / Total Asts.	ROE	EBIT / Equity	Current Ratio	Debt / Equity	Assets Turnover
6A6	Advance Terrafund REIT-Sofia	24.13	6.65	0.84		0.03	0.03	0.04	0.03	11.66		0.12
6AG	Agro Finance REIT-Plovdiv	20.57	18.97	1.98		0.09	0.09	0.10	0.10	0.88		0.10
6A7	Agroenergy Invest REIT-Sofia					0.01	0.01	0.01	0.01	99.07	0.12	0.07
5AX	Aktiv Properties REIT-Plovdiv		26.01	0.51						0.14	0.13	0.02
28R	Arco Real Estate Fund REIT-Sofia			1.12						10.81		
5H4	Balkan and Sea Properties REIT-Varna	203.43	116.85	1.87		0.01		0.01		51.88	0.94	0.01
5BU	Bulgarian Real Estate Fund REIT-Sofia	6.64	2.43	0.49		0.06	0.07	0.08	0.08	1.52	0.14	0.17
5BD	Bulland Investments REIT-Sofia	34.04		0.97		0.02		0.03		0.37	0.21	
E7P	Expat Beta REIT-Sofia	17.53	4.59	0.81	17.53	0.04	0.04	0.05	0.05	0.89	0.19	0.14
6F3	FairPlay Properties REIT-Sofia	14.33	1.66	0.45		0.02	0.03	0.03	0.04	2.63	0.13	0.18
6BMA	Fund Estates REIT-Sofia		2.05	0.55						0.09	23.54	0.01
4IC	Intercapital Property Development REIT-Sofia	0.14	0.05	0.09	0.07	0.10	0.21	1.51	3.13	0.22	2.57	0.31
4PY	Prime Property BG REIT-Sofia		19.08	0.59						19.56		0.03
6S6	Sopharma Properties REIT-Sofia	228.10	11.83	2.55		0.01	0.08	0.01	0.14	0.04	0.44	0.13

* Ratios are calculated on the base of the last weighted-average price as of the end of the month

** Financial reports data (ttm)

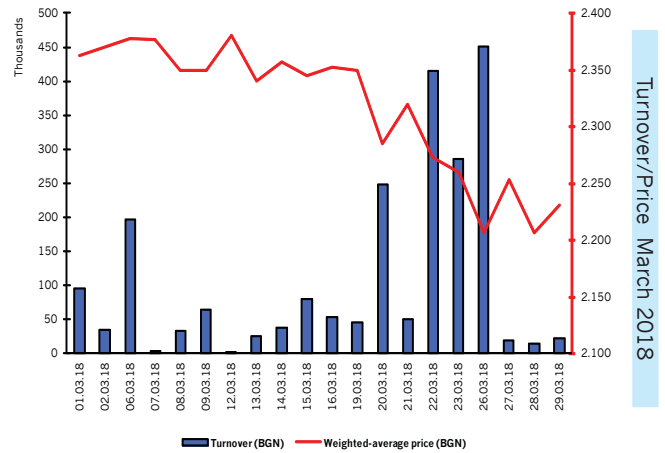
Methodology for Calculation of Financial Ratios is available at http://download.bse-sofia.bg/pdf/methodology_en.pdf

Top 5 Stocks by Trades

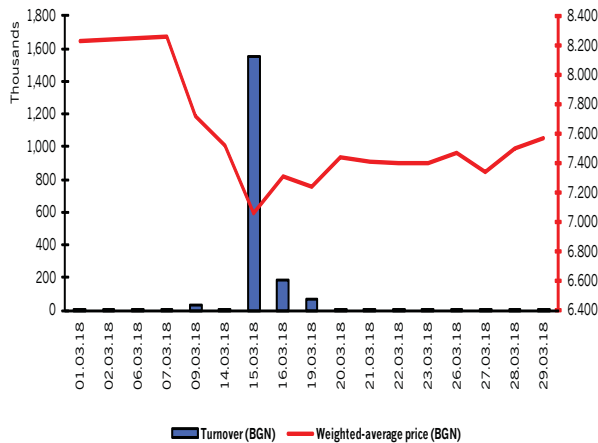
March 2018

Chimimport

BSE code of the issue	6C4
Volume of the issue (common shares)	239,646,267
Nominal value (BGN per share)	1.00
Gross dividend 2016 (BGN per share)	0.0540
Trading on regulated market as from the beginning of the year	
Volume in lots	6,820,215
Value in BGN	15,762,514.80
Trades	4,017
OTC trades as from the beginning of the year *	
Value in BGN	0.00
Volume in lots	0



Turnover/Price March 2018

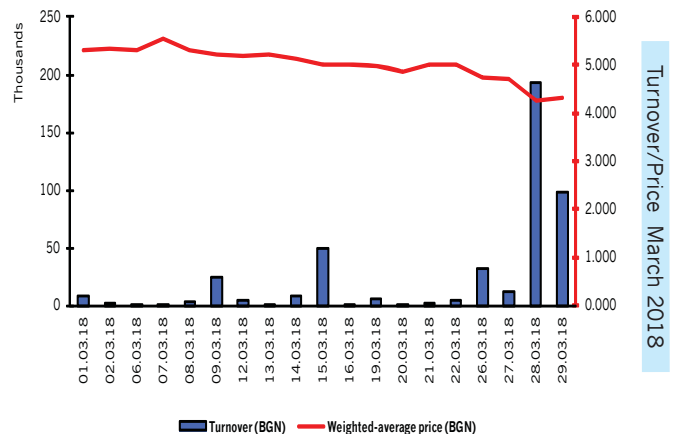


M+S Hydraulic

BSE code of the issue	5MH
Volume of the issue (common shares)	39,055,200
Nominal value (BGN per share)	1.00
Gross dividend 2016 (BGN per share)	0.2600
Trading on regulated market as from the beginning of the year	
Volume in lots	290,093
Value in BGN	2,088,836.95
Trades	369
OTC trades as from the beginning of the year *	
Value in BGN	0.00
Volume in lots	0

First Investment Bank

BSE code of the issue	5F4
Volume of the issue (common shares)	110,000,000
Nominal value (BGN per share)	1.00
Gross dividend 2016 (BGN per share)	0.00
Trading on regulated market as from the beginning of the year	
Volume in lots	294,696
Value in BGN	1,597,349.07
Trades	636
OTC trades as from the beginning of the year *	
Value in BGN	46,132.80
Volume in lots	16,800



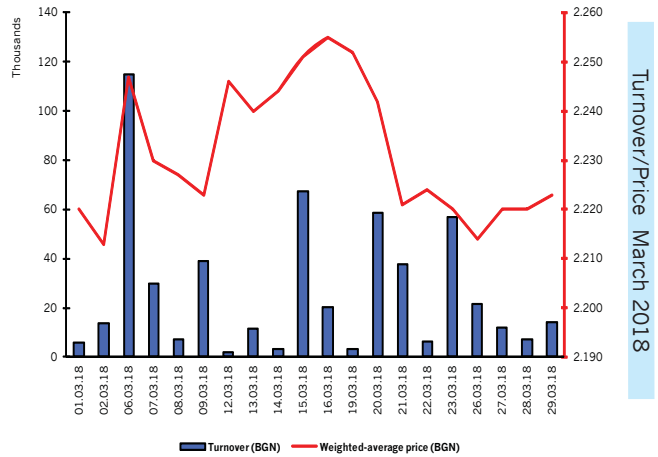
* Effective as from 03 January 2018, no OTC trades shall be announced through the trading system of BSE-Sofia

Top 5 Stocks by Trades

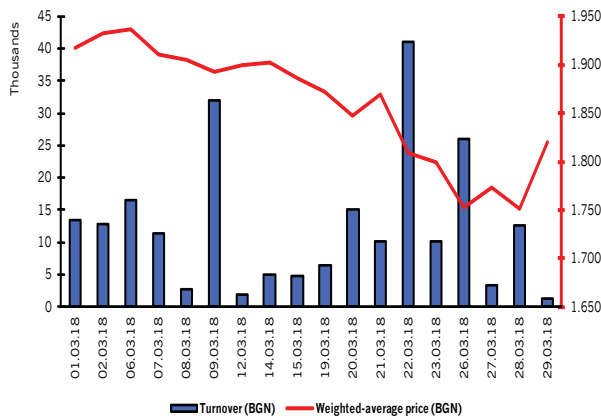
March
2018

Advance Terrafund REIT

BSE code of the issue	6A6
Volume of the issue (common shares)	85,110,091
Nominal value (BGN per share)	1.00
Gross dividend 2016 (BGN per share)	0.1700
Trading on regulated market as from the beginning of the year	
Volume in lots	896,446
Value in BGN	1,987,968.74
Trades	752
OTC trades as from the beginning of the year *	
Value in BGN	0.00
Volume in lots	0



Turnover/Price March 2018



Central Cooperative Bank

BSE code of the issue	4CF
Volume of the issue (common shares)	113,154,291
Nominal value (BGN per share)	1.00
Gross dividend 2016 (BGN per share)	0.00
Trading on regulated market as from the beginning of the year	
Volume in lots	1,282,707
Value in BGN	2,534,652.89
Trades	1,273
OTC trades as from the beginning of the year *	
Value in BGN	0.00
Volume in lots	0