

**June
2024**

MONTHLY BULLETIN



БФБ

BULGARIAN STOCK EXCHANGE
1000 Sofia, 6 Tri ushi St.
Tel: (+359 2) 937 09 45; 937 09 34
<http://www.bse-sofia.bg>; e-mail: bse@bse-sofia.bg

General Statistics

June
2024

Capitalization of BSE Main Market		Change	
As of 30 June 2024			
Market Segment	Capitalization	May * 2024	June * 2023
Premium Equities Segment	3 823 431 540.63	-4.67%	60.28%
Standard Equities Segment	8 334 176 486.51	0.25%	7.18%
Special Purpose Vehicles Segment	1 272 250 537.78	0.06%	7.45%
Total Capitalization of BSE Main Market	13 429 858 564.92	-1.22%	18.37%

* as of the end of the period

Issues admitted to trading on BSE Main Market			
Market Segment	Number of new issues	Number of delisted issues	Number of listed issues as of the end of the month
Premium Equities Segment	0	0	10
Standard Equities Segment	0	0	57
Special Purpose Vehicles Segment	0	0	17
Bonds Segment	4	1	106
Compensatory Instruments Segment	0	0	3
Exchange Traded Products Segment	0	0	21
Subscription Rights Segment	1	4	0
Initial Public Offering Segment	0	0	0
Government Securities Segment	0	0	17
TOTAL :	5	5	231

* as of the end of the period

BSE Indices

SOFIX

Value *	847.68
Monthly change	-2.05%
Annual change	26.54%
P/E **	7.57
P/B **	1.87

BGBX 40

Value *	168.27
Monthly change	-2.19%
Annual change	15.16%
P/E **	11.01
P/B **	1.87

BG TR30

Value *	851.76
Monthly change	-0.07%
Annual change	12.57%
P/E **	56.90
P/B **	2.93

BG REIT

Value *	190.82
Monthly change	0.24%
Annual change	-0.81%
P/E **	18.52
P/B **	2.38

* Values as of 30 June 2024

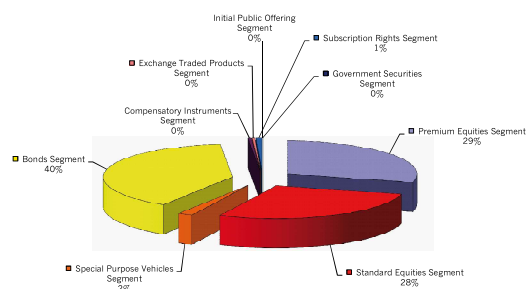
** P (prices) are weighted-average

** Financial reports data (ttm)

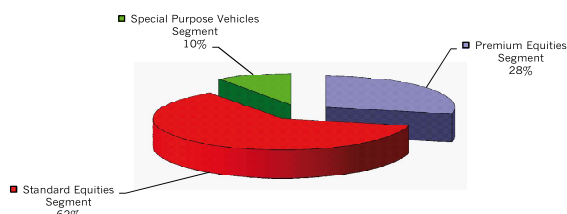
Monthly Trading by BSE Main Market Segments

Market Segment	June 2024			Change in turnover (%)	
	Trades	Turnover (BGN)	Volume (lots)	May 2024	June 2023
Premium Equities Segment	2 278	18 798 716	3 675 050	79.39%	132.65%
Standard Equities Segment	2 112	18 105 021	1 944 391	141.15%	-60.03%
Special Purpose Vehicles Segment	536	1 187 886	509 926	-44.55%	-30.20%
Bonds Segment	36	25 534 538	22 030	3.21%	54.97%
Compensatory Instruments Segment	74	270 701	518 896	73.78%	640.00%
Exchange Traded Products Segment	50	224 537	101 723	-88.79%	-83.83%
Subscription Rights Segment	436	495 115	17 571 621	4840.73%	7623.49%
Initial Public Offering Segment	0	0	0	n/a	n/a
Government Securities Segment	0	0	0	-100.00%	n/a
Privatisation Segment	0	0	0	n/a	n/a
TOTAL:	5 522	64 616 516	24 343 637	35.92%	-11.47%

Turnover by Segments of BSE Main Market



Capitalization by Segments of BSE Main Market



New issues admitted to trading on the BSE Main Market in June

Issue	Issuer	First Trading Day	Currency	Amount of the issue in the respective currency	Market Segment
FASB	Financial Assets AD	18.06.2024	BGN	25 000 000	Bonds Segment
CPDB	Campus Property Development EAD	18.06.2024	BGN	25 000 000	Bonds Segment
KAMB	Kambana Invest EAD	18.06.2024	EUR	18 000 000	Bonds Segment
TBIC	CB TBI Bank EAD	11.06.2024	EUR	10 000 000	Bonds Segment

Daily-Average Trading by BSE Main Market Segments

Market Segment	June 2024			Change in turnover (%)	
	Trades	Turnover (BGN)	Volume (lots)	May 2024	June 2023
Premium Equities Segment	114	939 936	183 753	70.42%	155.92%
Standard Equities Segment	106	905 251	97 220	129.09%	-56.03%
Special Purpose Vehicles Segment	27	59 394	25 496	-47.32%	-23.22%
Bonds Segment	2	1 276 727	1 102	-1.95%	70.47%
Compensatory Instruments Segment	4	13 535	25 945	65.09%	714.00%
Exchange Traded Products Segment	3	11 227	5 086	-89.35%	-82.21%
Subscription Rights Segment	22	24 756	878 581	4593.69%	8395.84%
Initial Public Offering Segment	0	0	0	n/a	n/a
Government Securities Segment	0	0	0	-100.00%	n/a
Privatisation Segment	0	0	0	n/a	n/a
TOTAL:	276	3 230 826	1 217 182	29.13%	-2.62%

Number of trading sessions in June

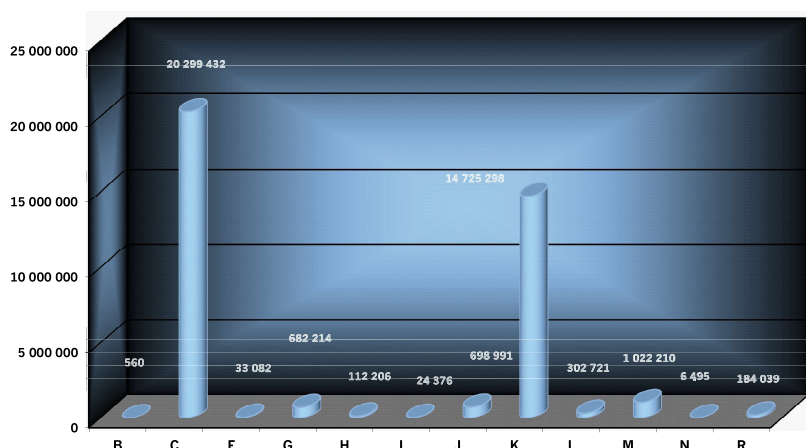
20

Monthly Average USD/BGN Exchange Rate

1.8167

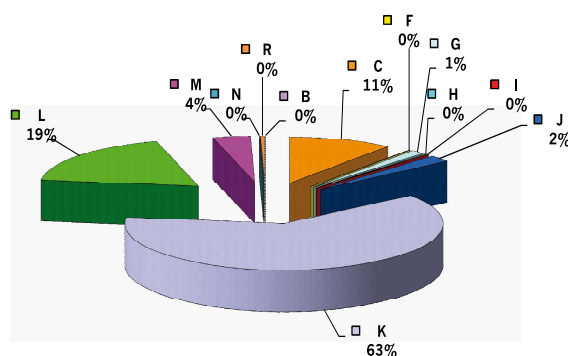
Trading by sections under NACE, Rev. 2		Trades	Volume (lots)	Turnover (BGN)
B	Mining and quarrying	1	100	560.00
C	Manufacturing	1 351	2 817 158	20 299 432.07
F	Construction	30	6 829	33 081.96
G	Wholesale and retail trade; repair of motor vehicles and motorcycles	211	250 755	682 213.51
H	Transportation and storage	43	23 117	112 206.34
I	Accommodation and food service activities	23	919	24 375.60
J	Information and communication	305	111 186	698 991.00
K	Financial and insurance activities	2 213	2 482 959	14 725 298.40
L	Real estate activities	36	71 337	302 721.40
M	Professional, scientific and technical activities	599	349 369	1 022 209.51
N	Administrative and support service activities	3	3 700	6 495.00
R	Arts, entertainment and recreation	111	11 938	184 038.70

Share of sections under NACE, Rev. 2 in the total turnover (BGN) on the BSE Main Market in June



- B Mining and quarrying
- C Manufacturing
- F Construction
- G Wholesale and retail trade; repair of motor vehicles and motorcycles
- H Transportation and storage
- I Accommodation and food service activities
- J Information and communication
- K Financial and insurance activities
- L Real estate activities
- M Professional, scientific and technical activities
- N Administrative and support service activities
- R Arts, entertainment and recreation

Share of sections under NACE, Rev. 2 in the total turnover on the BSE Main Market in the last 365 days



- B Mining and quarrying
- C Manufacturing
- F Construction
- G Wholesale and retail trade; repair of motor vehicles and motorcycles
- H Transportation and storage
- I Accommodation and food service activities
- J Information and communication
- K Financial and insurance activities
- L Real estate activities
- M Professional, scientific and technical activities
- N Administrative and support service activities
- R Arts, entertainment and recreation

TOP 5

Liquidity Ranking

Issuer	Trades	Volume (lots)	Turnover (BGN)
Sopharma AD	616	2 347 749	14 095 137.50
Shelly Group AD	384	24 654	1 724 387.40
Bianor Holding AD	301	110 926	697 391.00
Advance Terrafund REIT-Sofia	299	145 003	460 122.22
Sirma Group Holding AD	268	306 684	292 722.96

TOP 5

Members

Trades		Turnover (BGN)	
Inv. Intermediary "Karoll" AD	4 633	Inv. Intermediary "First Financial Brokerage House" EOOD	23 004 989.55
Inv. Intermediary "Elana Trading" AD	2 033	Inv. Intermediary "Sofia International Securities" AD	21 963 039.64
Inv. Intermediary "BenchMark Finance" AD	1 215	Inv. Intermediary "Euro - Finance" AD	15 717 346.64
Inv. Intermediary "First Financial Brokerage House" EOOD	825	Inv. Intermediary "Karoll" AD	14 219 087.91
Inv. Intermediary "UG Market" EAD	616	Inv. Intermediary "Real Finance" AD	9 844 268.10

TOP 30

Capitalization as of 30 June 2024

Issues of shares on the BSE Main Market

Issue	Issuer	Nominal (BGN)	Amount (Shares)	Closing price (BGN)	Capitalization (BGN)
THQM	Tchaikapharma High Quality Medicines AD	1.00	84 500 000	17.2000	1 453 400 000.00
SLYG	Shelly Group AD	1.00	18 050 945	69.8000	1 259 955 961.00
SFA	Sopharma AD	1.00	179 100 063	5.9400	1 063 854 374.22
SPDY	Speedy AD-Sofia	1.00	5 377 619	185.0000	994 859 515.00
FIB	CB First Investment Bank AD-Sofia	1.00	149 084 800	4.4000	655 973 120.00
MSH	M+S Hydraulic AD-Kazanlak	1.00	39 445 200	10.0000	394 452 000.00
EUBG	Eurohold Bulgaria AD	1.00	260 500 000	1.5000	390 750 000.00
GR6	Gradus AD-Stara Zagora	1.00	243 608 710	1.3900	338 616 106.90
VAM	Velgraf Asset Management AD-Sofia	1.00	68 979 758	4.7200	325 584 457.76
HVAR	Holding Varna AD	1.00	6 485 897	44.8000	290 568 185.60
ATER	Advance Terrafund REIT-Sofia	1.00	85 110 091	3.2300	274 905 593.93
SO	Smart Organic AD	1.00	10 310 000	22.8000	235 068 000.00
SPH	Stara Planina Hold AD-Sofia	1.00	21 000 000	10.4000	218 400 000.00
SFI	Sopharma Properties REIT-Sofia	1.00	21 951 320	9.7000	212 927 804.00
CCB	CB Central Cooperative Bank AD	1.00	127 129 970	1.6100	204 679 251.70
SFT	Sopharma Trading AD-Sofia	1.00	34 276 050	5.9000	202 228 695.00
TIB	Telematic Interactive Bulgaria AD-Sofia	1.00	12 960 018	15.1000	195 696 271.80
DUH	Doverie United Holding PLC	1.00	21 499 855	8.9000	191 348 709.50
SYN	Synthetica AD	1.00	3 000 000	60.0000	180 000 000.00
ODES	Odessos Shiprepair Yard AD-Varna	1.00	586 642	304.0000	178 339 168.00
GTH	Galata Investment Company AD	1.00	68 571 234	2.5600	175 542 359.04
IHB	Industrial Holding Bulgaria PLC-Sofia	1.00	96 808 417	1.7600	170 382 813.92
HRZ	Rodna Zemya Holding AD	1.00	56 010 597	3.0400	170 272 214.88
CHIM	Chimimport AD	1.00	239 646 267	0.6950	166 554 155.57
BSP	Balkan and Sea Properties REIT	1.00	6 925 156	23.0000	159 278 588.00
CHSB	Himnab Bulgaria AD-Sofia	1.00	2 494 631	62.5000	155 914 437.50
CAPM	Capital Management SPV-Sofia	1.00	1 758 296	80.0000	140 663 680.00
AGH	Agria Group Holding AD	1.00	6 800 000	20.0000	136 000 000.00
ALCM	Alcomet AD-Shumen	1.00	17 952 959	6.8000	122 080 121.20
TXIM	CB Texim Bank AD-Sofia	1.00	33 595 036	3.6000	120 942 129.60

Premium Equities Segment

Issue	Issuer	Nominal (BGN)	Amount (Shares)	Closing price (BGN)	Capitalisation (BGN)
AGH	Agria Group Holding AD	1.00	6 800 000	20.0000	136 000 000.00
BSE	Bulgarian Stock Exchange AD	1.00	13 165 720	7.4020	97 452 659.44
CCB	CB Central Cooperative Bank AD	1.00	127 129 970	1.6100	204 679 251.70
CHIM	Chimimport AD	1.00	239 646 267	0.6950	166 554 155.57
FIB	CB First Investment Bank AD-Sofia	1.00	149 084 800	4.4000	655 973 120.00
KBG	Korado Bulgaria AD	1.00	13 168 614	5.0500	66 501 500.70
MONB	Monbat AD	1.00	39 000 000	2.9000	113 100 000.00
SFA	Sopharma AD	1.00	179 100 063	5.9400	1 063 854 374.22
SGH	Sirma Group Holding AD	1.00	59 360 518	1.0000	59 360 518.00
SLYG	Shelly Group AD	1.00	18 050 945	69.8000	1 259 955 961.00

Standard Equities Segment

Issue	Issuer	Nominal (BGN)	Amount (Shares)	Closing price (BGN)	Capitalisation (BGN)
ALB	Albena AD	1.00	4 273 126	26.0000	111 101 276.00
ALCM	Alcomet AD-Shumen	1.00	17 952 959	6.8000	122 080 121.20
ASKR	Asenova Krepost AD	3.00	4 296 006	14.8000	63 580 888.80
BNR	Bianor Holding AD	1.00	12 290 133	6.1500	75 584 317.95
BBRD	Billboard AD-Sofia	1.00	15 000 000	0.4800	7 200 000.00
BRP	Bulgarian River Shipping AD-Ruse	1.00	35 708 674	0.5850	20 889 574.29
BMTL	Bulmetal AD	1.00	7 155 179	8.4000	60 103 503.60
TXIM	CB Texim Bank AD-Sofia	1.00	33 595 036	3.6000	120 942 129.60
DUH	Doverie United Holding PLC	1.00	21 499 855	8.9000	191 348 709.50
EAC	Elana Agrocredit AD	1.00	46 692 133	1.0900	50 894 424.97
11C	Eleven Capital AD-Sofia	1.00	2 301 528	18.3000	42 117 962.40
ELHM	Elhim Iskra AD-Pazardzhik	1.00	25 108 410	0.9000	22 597 569.00
EMKA	EMKA AD-Sevlievo	1.00	43 399 452	1.9000	82 458 958.80
ETR	Etropal AD-Etropole	1.00	5 000 000	4.4000	22 000 000.00
EUBG	Eurohold Bulgaria AD	1.00	260 500 000	1.5000	390 750 000.00
FZLS	Fazerles AD-Silistra	1.00	515 000	16.2000	8 343 000.00
FORM	Formoplast AD-Kardzhali	1.00	3 798 905	6.4000	24 312 992.00
GTH	Galata Investment Company AD	1.00	68 571 234	2.5600	175 542 359.04
GR6	Gradus AD-Stara Zagora	1.00	243 608 710	1.3900	338 616 106.90
CHSB	Himsnab Bulgaria AD-Sofia	1.00	2 494 631	62.5000	155 914 437.50
HCEN	Holding Center AD	1.00	735 910	39.8000	29 289 218.00
HNVK	Holding Nov Vek AD	1.00	5 610 437	13.0000	72 935 681.00
HSOF	Holding Sveta Sofia AD-Sofia	1.00	9 940 391	3.9000	38 767 524.90
HVAR	Holding Varna AD	1.00	6 485 897	44.8000	290 568 185.60
HES	Hydraulic Elements and Systems /HES/ AD-Yambol	1.00	18 193 752	5.4000	98 246 260.80
HIKA	Industrial Capital Holding AD-Sofia	1.00	15 864 544	2.9000	46 007 177.60
IHB	Industrial Holding Bulgaria PLC-Sofia	1.00	96 808 417	1.7600	170 382 813.92
IDH	Industry Development Holding AD	1.00	9 980 925	2.6400	26 349 642.00
IBG	Investor.BG AD-Sofia	1.00	4 782 362	21.4000	102 342 546.80
LAV	Lavena AD	1.00	9 919 410	1.8700	18 549 296.70
MSH	M+S Hydraulic AD-Kazanlak	1.00	39 445 200	10.0000	394 452 000.00
NLC	Neo London Capital PLC	100.00	99 950	206.0000	20 589 700.00
NEOH	Neochim AD	1.00	2 654 358	18.2000	48 309 315.60
ODES	Odessos Shiprepair Yard AD-Varna	1.00	586 642	304.0000	178 339 168.00
NGAZ	Oil and Gas Exploration and Production AD-Sofia	1.00	12 228 062	5.6000	68 477 147.20
PET	Petrol AD	4.00	27 312 403	0.8550	23 352 104.57
HRZ	Rodna Zemya Holding AD	1.00	56 010 597	3.0400	170 272 214.88
GAMZ	Severcoop Gamza Holding AD-Sofia	2.00	5 347 798	4.3800	23 423 355.24
HSI	Sila Holding AD	1.00	36 852 997	3.0200	111 296 050.94

Capitalisation by Issues

June
2024

Issue	Issuer	Nominal (BGN)	Amount (Shares)	Closing price (BGN)	Capitalisation (BGN)
SO	Smart Organic AD	1.00	10 310 000	22.8000	235 068 000.00
SCOM	Sofia Commerce-Pawn Brokerage AD	1.00	8 937 384	3.9800	35 570 788.32
SFT	Sopharma Trading AD-Sofia	1.00	34 276 050	5.9000	202 228 695.00
SPDY	Speedy AD-Sofia	1.00	5 377 619	185.0000	994 859 515.00
SKEH	SS Konstantine and Elena Holding AD	1.00	3 309 560	23.0000	76 119 880.00
SPH	Stara Planina Hold AD-Sofia	1.00	21 000 000	10.4000	218 400 000.00
SNRG	Synergon Holding AD-Sofia	1.00	18 358 849	1.0600	19 460 379.94
SYN	Synthetica AD	1.00	3 000 000	60.0000	180 000 000.00
THQM	Tchaikapharma High Quality Medicines AD	1.00	84 500 000	17.2000	1 453 400 000.00
TBS	Telelink Business Services Group AD	1.00	12 500 000	8.6000	107 500 000.00
TIB	Telematic Interactive Bulgaria AD-Sofia	1.00	12 960 018	15.1000	195 696 271.80
TCH	TK-Hold PLC	1.00	8 539 384	8.0000	68 315 072.00
TOPL	Toplivo AD-Sofia	1.00	5 416 829	5.5500	30 063 400.95
T57	Trace Group Hold AD-Sofia	1.00	24 200 000	4.7200	114 224 000.00
VAM	Velgraf Asset Management AD-Sofia	1.00	68 979 758	4.7200	325 584 457.76
WMG	Web Media Group AD-Sofia	1.00	7 840 000	1.6000	12 544 000.00
ZHBG	Zarneni Hrani Bulgaria AD-Sofia	1.00	195 660 287	0.1200	23 479 234.44
HLEV	Zlaten Lev Holding AD	1.00	6 481 960	3.6000	23 335 056.00

Special Purpose Vehicles Segment

Issue	Issuer	Nominal (BGN)	Amount (Shares)	Closing price (BGN)	Capitalisation (BGN)
AKTV	Aktiv Properties REIT	9.00	2 192 011	6.0500	13 261 666.55
ALT	Alteron REIT	1.00	1 504 998	25.2000	37 925 949.60
ATER	Advance Terrafund REIT-Sofia	1.00	85 110 091	3.2300	274 905 593.93
BPF	Bravo Property Fund REIT	1.00	36 700 000	1.1000	40 370 000.00
BREF	Bulgarian Real Estate Fund REIT-Sofia	1.00	34 641 925	2.5200	87 297 651.00
BRF	Bulgarian Receivables Fund SPE	1.00	1 500 000	1.7900	2 685 000.00
BSP	Balkan and Sea Properties REIT	1.00	6 925 156	23.0000	159 278 588.00
CAPM	Capital Management SPV-Sofia	1.00	1 758 296	80.0000	140 663 680.00
EXPR	Exclusive Property REIT-Sofia	1.00	9 452 340	1.9000	17 959 446.00
FAM	Finance Assistance Management SPV	1.00	650 000	4.2600	2 769 000.00
FPP	FairPlay Properties REIT-Sofia	1.00	78 545 400	0.8500	66 763 590.00
LAND	Bulland Investments REIT-Sofia	1.00	15 008 125	0.8600	12 906 987.50
PREM	Premier Fund REIT	1.00	1 799 999	13.6000	24 479 986.40
RPF	Roi Property Fund REIT	1.00	6 162 500	8.5000	52 381 250.00
SBPF	Super Borovetz Property Fund REIT	1.00	23 379 995	3.0400	71 075 184.80
SFB	Sopharma Buildings REIT	1.00	3 899 940	14.0000	54 599 160.00
SFI	Sopharma Properties REIT-Sofia	1.00	21 951 320	9.7000	212 927 804.00



Trade by Issues

June
2024

Premium Equities Segment

Issue	Issuer	Trades	Volume (lots)	Turnover (BGN)	Trading currency	Weighted & Corrected Values			Closing price	As from
						Average price	Min. price	Max. price		
AGH	Agria Group Holding AD	171	19 246	393 958.60	BGN	20.4696	20.0863	21.6520	20.0000	28.06.2024
BSE	Bulgarian Stock Exchange AD	198	22 452	334 495.50	BGN	7.3031	7.1956	7.4327	15.1000	28.06.2024
CCB	CB Central Cooperative Bank AD	106	509 047	840 324.34	BGN	1.6508	1.6000	1.6658	1.6100	28.06.2024
CHIM	Chimimport AD	123	195 623	138 138.63	BGN	0.7061	0.6903	0.7263	0.6950	28.06.2024
FIB	CB First Investment Bank AD-Sofia	190	139 280	639 537.44	BGN	4.5917	4.3840	4.8091	4.4000	28.06.2024
KBG	Korado Bulgaria AD	45	11 112	56 489.25	BGN	4.8924	4.7802	5.0525	5.0500	27.06.2024
MONB	Monbat AD	177	99 203	283 524.40	BGN	2.8580	2.6838	3.0188	2.9000	28.06.2024
SFA	Sopharma AD	616	2 347 749	14 095 137.50	BGN	6.0037	5.8951	6.2443	5.9400	28.06.2024
SGH	Sirma Group Holding AD	268	306 684	292 722.96	BGN	0.9545	0.8899	1.0042	1.0000	28.06.2024
SLYG	Shelly Group AD	384	24 654	1 724 387.40	BGN	69.8204	68.3956	73.7712	69.8000	28.06.2024

Standard Equities Segment

Issue	Issuer	Trades	Volume (lots)	Turnover (BGN)	Trading currency	Weighted & Corrected Values			Closing price	As from
						Average price	Min. price	Max. price		
11C	Eleven Capital AD-Sofia	100	15 804	269 885.20	BGN	17.0770	16.7702	18.0317	18.3000	28.06.2024
ALB	Albena AD	23	919	24 375.60	BGN	26.5240	26.0000	26.9053	26.0000	28.06.2024
ALCM	Alcomet AD-Shumen	26	2 665	18 458.10	BGN	6.9261	6.8000	7.0000	6.8000	27.06.2024
ASKR	Asenova Krepost AD	1	15	222.00	BGN	14.8000	14.8000	14.8000	14.8000	12.06.2024
BBRD	Billboard AD-Sofia	4	1 212	583.73	BGN	0.4816	0.4800	0.4980	0.4800	18.06.2024
BMTL	Bulmetal AD	8	26 412	221 915.00	BGN	8.4021	8.3500	8.5417	8.4000	19.06.2024
BNR	Bianor Holding AD	301	110 926	697 391.00	BGN	6.2870	5.5821	6.6071	6.1500	28.06.2024
BRP	Bulgarian River Shipping AD-Ruse	9	22 566	11 965.34	BGN	0.5302	0.5220	0.6500	0.5850	12.06.2024
CHSB	Hirmsnab Bulgaria AD-Sofia	1	10	625.00	BGN	62.5000	62.5000	62.5000	62.5000	26.06.2024
DUH	Doverie United Holding PLC	207	215 857	1 881 054.12	BGN	8.7144	8.6000	8.9000	8.9000	28.06.2024
EAC	Elana Agrocredit AD	71	115 328	124 580.84	BGN	1.0802	1.0704	1.0941	1.0900	28.06.2024
ELHM	Elhim Iskra AD-Pazardzhik	8	5 960	5 731.30	BGN	0.9616	0.8700	1.0000	0.9000	21.06.2024
EMKA	EMKA AD-Sevlievo	54	18 905	36 664.24	BGN	1.9394	1.9103	2.0600	1.9000	27.06.2024
ETR	Etropal AD-Etropole	2	100	440.00	BGN	4.4000	4.4000	4.4000	4.4000	25.06.2024
EUBG	Eurohold Bulgaria AD	82	321 922	486 395.15	BGN	1.5109	1.4125	1.5578	1.5000	27.06.2024
FORM	Formoplast AD-Kardzhali	4	7 152	45 772.80	BGN	6.4000	6.4000	6.4000	6.4000	24.06.2024
FZLS	Fazerles AD-Silistra	2	10	162.00	BGN	16.2000	16.2000	16.2000	16.2000	24.06.2024
GAMZ	Severcoop Gamza Holding AD-Sofia	1	5	21.90	BGN	4.3800	4.3800	4.3800	4.3800	12.06.2024
GR6	Gradus AD-Stara Zagora	16	9 252	13 162.91	BGN	1.4227	1.3900	1.4981	1.3900	28.06.2024
GTH	Galata Investment Company AD	11	9 765	24 809.10	BGN	2.5406	2.5400	2.5600	2.5600	28.06.2024
HCEN	Holding Center AD	1	10	398.00	BGN	39.8000	39.8000	39.8000	39.8000	27.06.2024
HES	Hydraulic Elements and Systems /HES/ AD-Yambol	26	9 900	55 353.65	BGN	5.5415	5.4000	5.6621	5.4000	28.06.2024
HIKA	Industrial Capital Holding AD-Sofia	14	4 075	12 115.64	BGN	2.9732	2.9000	3.0600	2.9000	14.06.2024
HLEV	Zlaten Lev Holding AD	5	555	2 026.00	BGN	3.6505	3.6000	3.6800	3.6000	12.06.2024
HNVK	Holding Nov Vek AD	1	10	130.00	BGN	13.0000	13.0000	13.0000	13.0000	24.06.2024
HRZ	Rodna Zemya Holding AD	9	99 550	300 644.00	BGN	3.0200	3.0200	3.0400	3.0400	26.06.2024
HSI	Sila Holding AD	1	150	453.00	BGN	3.0200	3.0200	3.0200	3.0200	26.06.2024
HSOF	Holding Sveta Sofia AD-Sofia	13	78 780	303 864.00	BGN	3.8571	3.0933	3.9000	3.9000	28.06.2024
HVAR	Holding Varna AD	126	5 913	267 197.60	BGN	45.1882	44.8000	45.2000	44.8000	25.06.2024
IBG	Investor.BG AD-Sofia	3	60	1 280.00	BGN	21.3333	21.2000	21.4000	21.4000	27.06.2024
IDH	Industry Development Holding AD	1	150	396.00	BGN	2.6400	2.6400	2.6400	2.6400	21.06.2024
IHB	Industrial Holding Bulgaria PLC-Sofia	14	59 224	100 826.60	BGN	1.7025	1.7000	1.7600	1.7600	27.06.2024
LAV	Lavena AD	7	990	1 830.60	BGN	1.8199	1.5551	1.8700	1.9000	18.06.2024
MSH	M+S Hydraulic AD-Kazanlak	48	11 456	117 781.60	BGN	10.2812	10.0000	10.7629	10.0000	25.06.2024
NEOH	Neochim AD	39	1 402	26 332.70	BGN	18.7823	18.2000	19.2000	18.2000	28.06.2024
NGAZ	Oil and Gas Exploration and Production AD-Sofia	1	100	560.00	BGN	5.6000	5.6000	5.6000	5.6000	21.06.2024
NLC	Neo London Capital PLC	1	3	618.00	BGN	206.0000	206.0000	206.0000	206.0000	26.06.2024

Trade by Issues

June
2024

Issue	Issuer	Trades	Volume (lots)	Turnover (BGN)	Trading currency	Weighted & Corrected Values			Closing price	As from
						Average price	Min. price	Max. price		
ODES	Odessos Shiprepair Yard AD-Varna	11	31	9 902.00	BGN	319.4194	290.0000	329.0000	304.0000	27.06.2024
PET	Petrol AD	28	12 396	10 230.10	BGN	0.8253	0.7500	0.9000	0.8550	26.06.2024
SCOM	Sofia Commerce-Pawn Brokerage AD	41	12 666	49 250.54	BGN	3.8884	3.7967	3.9800	3.9800	28.06.2024
SFT	Sopharma Trading AD-Sofia	145	111 413	656 223.10	BGN	5.8900	5.8268	5.9000	5.9000	28.06.2024
SKEH	SS Konstantine and Elena Holding AD	2	505	11 615.00	BGN	23.0000	23.0000	23.0000	23.0000	26.06.2024
SNRG	Synergon Holding AD-Sofia	37	30 935	32 284.19	BGN	1.0436	0.9900	1.1800	1.0600	26.06.2024
SO	Smart Organic AD	266	272 425	5 315 211.40	BGN	19.5107	19.3106	24.2000	22.8000	28.06.2024
SPDY	Speedy AD-Sofia	34	551	100 241.00	BGN	181.9256	173.7000	184.8230	185.0000	28.06.2024
SPH	Stara Planina Hold AD-Sofia	28	11 954	125 961.40	BGN	10.2367	9.9872	10.4000	10.4000	28.06.2024
SYN	Synthetica AD	12	118 165	6 147 157.50	BGN	52.0218	52.0000	60.0000	60.0000	24.06.2024
T57	Trace Group Hold AD-Sofia	30	6 829	33 081.96	BGN	4.8444	4.6561	5.0000	4.7200	28.06.2024
TBS	Telelink Business Services Group AD	60	7 635	65 642.75	BGN	8.5976	8.3786	8.7501	8.6000	28.06.2024
TCH	TK-Hold PLC	11	1 030	7 725.00	BGN	7.5000	6.6000	8.0000	8.0000	24.06.2024
THQM	Tchaikapharma High Quality Medicines AD	7	459	7 919.80	BGN	17.2545	17.2000	17.4000	17.2000	26.06.2024
TIB	Telematic Interactive Bulgaria AD-Sofia	111	11 938	184 038.70	BGN	14.8850	14.7004	15.1000	15.1000	28.06.2024
TOPL	Toplivo AD-Sofia	2	16	88.80	BGN	5.5500	5.5500	5.5500	5.5500	12.06.2024
TXIM	CB Texim Bank AD-Sofia	4	11 100	39 960.00	BGN	3.6000	3.6000	3.6000	3.6000	20.06.2024
VAM	Velgraf Asset Management AD-Sofia	5	50 100	236 474.00	BGN	4.7200	4.7200	4.7400	4.7200	20.06.2024
WMG	Web Media Group AD-Sofia	1	200	320.00	BGN	1.6000	1.6000	1.6000	1.6000	17.06.2024
ZHBG	Zarneni Hrani Bulgaria AD-Sofia	36	126 930	15 671.51	BGN	0.1234	0.1203	0.1300	0.1200	28.06.2024

Special Purpose Vehicles Segment

Issue	Issuer	Trades	Volume (lots)	Turnover (BGN)	Trading currency	Weighted & Corrected Values			Closing price	As from
						Average price	Min. price	Max. price		
AKTV	Aktiv Properties REIT	3	1 300	8 090.00	BGN	6.2231	6.0500	6.4000	6.0500	20.06.2024
ALT	Alteron REIT	1	15	378.00	BGN	25.2000	25.2000	25.2000	25.2000	06.06.2024
ATER	Advance Terrafund REIT-Sofia	299	145 003	460 122.22	BGN	3.1732	3.1248	3.2202	3.2300	28.06.2024
BPF	Bravo Property Fund REIT	6	2 589	2 818.30	BGN	1.0885	1.0700	1.0901	1.1000	12.06.2024
BREF	Bulgarian Real Estate Fund REIT-Sofia	131	132 562	326 105.36	BGN	2.4600	2.4203	2.5400	2.5200	28.06.2024
BRF	Bulgarian Receivables Fund SPE	3	3 700	6 495.00	BGN	1.7554	1.7100	1.7900	1.7900	27.06.2024
CAPM	Capital Management SPV-Sofia	2	10	800.00	BGN	80.0000	80.0000	80.0000	80.0000	26.06.2024
EXPR	Exclusive Property REIT-Sofia	6	6 255	13 556.00	BGN	2.0607	1.9000	2.1000	1.9000	21.06.2024
FAM	Finance Assistance Management SPV	8	2 595	11 681.20	BGN	4.2245	4.0205	4.3755	4.2600	24.06.2024
FPP	FairPlay Properties REIT-Sofia	15	84 481	72 219.37	BGN	0.8494	0.8419	0.8892	0.8500	27.06.2024
LAND	Bulland Investments REIT-Sofia	11	111 855	100 172.05	BGN	0.8956	0.8580	0.9000	0.8600	27.06.2024
PREM	Premier Fund REIT	1	30	408.00	BGN	13.6000	13.6000	13.6000	13.6000	06.06.2024
SBPF	Super Borovetz Property Fund REIT	9	8 350	25 384.00	BGN	3.0400	3.0400	3.0400	3.0400	26.06.2024
SFB	Sopharma Buildings REIT	36	10 357	152 170.30	BGN	14.6925	12.3000	16.4000	14.0000	27.06.2024
SFI	Sopharma Properties REIT-Sofia	5	824	7 486.20	BGN	9.0852	8.1000	9.7000	9.7000	27.06.2024

Trade by Issues

June
2024

Bonds Segment

Issue	Issuer	Trades	Volume (lots)	Turnover (BGN)	Trading currency	Clean Prices (% of nominal)				As from
						Average price	Min. price	Max. price	Closing price	
178C	Neo London Capital PLC	1	210	107 647.72	BGN	100.1000	100.1000	100.1000	100.1000	21.06.2024
5CQB	Capital Management SPV-Sofia	1	1 000	1 014 083.37	EUR	102.0000	102.0000	102.0000	102.0000	21.06.2024
5MBA	Monbat AD	2	12	12 067.37	EUR	100.0000	99.9990	99.9990	99.9990	17.06.2024
8AVA	Asterion Bulgaria AD	1	1	823.70	EUR	100.0000	100.0000	100.0000	100.0000	26.06.2024
ASKB	Asenova Krepost AD	1	100	102 718.78	BGN	100.8000	100.8000	100.8000	100.8000	19.06.2024
BESB	Besatur AD	1	830	838 825.49	BGN	100.1000	100.1000	100.1000	100.1000	20.06.2024
BSSA	Tiz Invest AD	2	1 240	1 053 689.36	EUR	100.8000	100.8000	100.8000	100.8000	27.06.2024
CPDB	Campus Property Development EAD	2	2 001	2 043 815.48	BGN	100.1000	100.1000	100.1000	100.1000	21.06.2024
DLCB	Delta Credit SPV	1	249	250 632.17	BGN	100.0100	100.0100	100.0100	100.0100	21.06.2024
DUHB	Doverie United Holding PLC	5	8 422	8 593 713.01	BGN	101.0000	100.5000	101.0000	100.5000	06.06.2024
EUBA	Eurohold Bulgaria AD	1	25	49 286.70	EUR	100.0000	100.0000	100.0000	100.0000	04.06.2024
HSIB	Sila Holding AD	1	350	358 763.18	BGN	100.5000	100.5000	100.5000	100.5000	21.06.2024
KAMB	Kambana Invest EAD	4	2 460	4 862 558.09	EUR	100.1000	100.1000	100.1000	100.1000	21.06.2024
NISB	Real Estate Sofia REIT	3	770	785 420.70	BGN	100.1000	100.1000	100.1000	100.1000	21.06.2024
S2BH	Starcom Holding AD	3	985	965 255.86	BGN	100.0000	100.0000	100.0000	100.0000	12.06.2024
TBIC	CB TBI Bank EAD	1	4	785 844.52	EUR	100.0000	100.0000	100.0000	100.0000	28.06.2024
TIEB	Technoimportexport AD-Sofia	1	2 500	2 576 598.36	BGN	101.4000	101.4000	101.4000	101.4000	11.06.2024
TIZB	Tiz Invest AD	2	200	402 841.86	EUR	100.5000	100.5000	100.5000	100.5000	27.06.2024
VAMB	Velgraf Asset Management AD-Sofia	1	76	132 559.96	EUR	100.1000	100.1000	100.1000	100.1000	13.06.2024
VPHB	Vinprom Haskovo AD	1	320	327 971.36	BGN	100.1000	100.1000	100.1000	100.1000	21.06.2024
ZAFA	Zagora Fininvest AD	1	275	269 421.34	EUR	101.0000	101.0000	101.0000	101.0000	21.06.2024

Compensatory Instruments Segment

Issue	Issuer	Trades	Volume (lots)	Turnover (BGN)	Trading currency	Weighted Values			Closing price	As from
						Average price	Min. price	Max. price		
BLKB	Housing compensation notes under the CONP Act	5	14 966	5 001.62	BGN	0.3342	0.3120	0.3700	0.3330	14.06.2024
BLKC	Registered compensation vouchers under the OUFL Act and RLFLFF Act	30	174 694	143 362.23	BGN	0.8207	0.7810	0.8400	0.7850	28.06.2024
BLKD	Compensation notes under the CONP Act	39	329 236	122 337.46	BGN	0.3716	0.3231	0.3783	0.3410	28.06.2024

Exchange Traded Products Segment

Issue	Issuer	Trades	Volume (lots)	Turnover (BGN)	Trading currency	Weighted Values			Closing price	As from
						Average price	Min. price	Max. price		
BGX	Expat Bulgaria SOFIX UCITS ETF	16	11 332	13 954.18	BGN	1.2314	1.2100	1.2488	1.2100	28.06.2024
CCR7	Concord Fund-7 South-East Europe	1	30	429.00	BGN	14.3000	14.3000	14.3000	14.3000	21.06.2024
DYN	NIF Dynamic	1	40	468.00	BGN	11.7000	11.7000	11.7000	11.7000	10.06.2024
GLDX	Expat Gold	6	28 998	73 055.13	EUR	1.2881	1.2770	1.2970	1.2920	25.06.2024
GRX	Expat Greece ASE UCITS ETF	3	40 000	91 924.35	EUR	1.1750	1.1750	1.1750	1.1720	18.06.2024
PLX	Expat Poland WIG20 UCITS ETF	1	3 060	3 961.98	EUR	0.6620	0.6620	0.6620	0.6620	13.06.2024
ROX	Expat Romania BET UCITS ETF	5	2 424	10 367.12	EUR	2.1867	2.1510	2.2060	2.2060	20.06.2024
SFAW	Sopharma AD	17	15 839	30 377.37	BGN	1.9179	1.8000	2.0200	1.8000	17.06.2024

Subscription Rights Segment

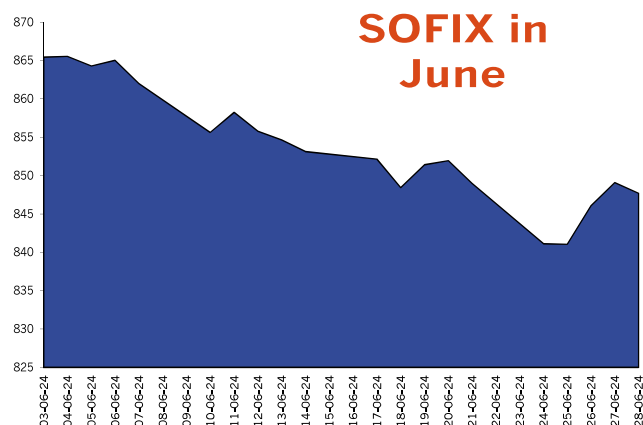
Issue	Issuer	Trades	Volume (lots)	Turnover (BGN)	Trading currency	Weighted Values			Closing price	As from
						Average price	Min. price	Max. price		
BSP2	Balkan and Sea Properties REIT	2	4 814 035	48 140.35	BGN	0.0100	0.0100	0.0100	0.0100	12.06.2024
EAC1	Elana Agrocredit AD	11	2 070 132	2 070.13	BGN	0.0010	0.0010	0.0010	0.0010	04.06.2024
S02	Smart Organic AD	423	10 687 454	444 904.81	BGN	0.0416	0.0334	0.2500	0.2500	14.06.2024

Total trading statistics on a regulated market with indices components

Index	Volume Traded		Value Traded		Trades	
	Total volume (lots)	% of total volume	Total turnover (BGN)	% of total turnover	All trades #	% of all trades
SOFIX	4 512 776	73.63%	22 121 939.26	58.08%	3 020	61.31%
BGBX 40	5 201 820	84.87%	25 198 901.73	66.15%	4 378	88.88%
BG REIT	296 279	4.83%	964 142.38	2.53%	476	9.66%
BG TR30	4 969 161	81.07%	30 117 221.77	79.07%	3 403	69.08%

Market capitalisation of indices components

Index	Total (BGN)	% of total capitalization
SOFIX	5 324 046 604.93	39.64%
BGBX 40	8 114 331 649.75	60.42%
BG REIT	755 012 867.23	5.62%
BG TR30	7 702 616 636.81	57.35%

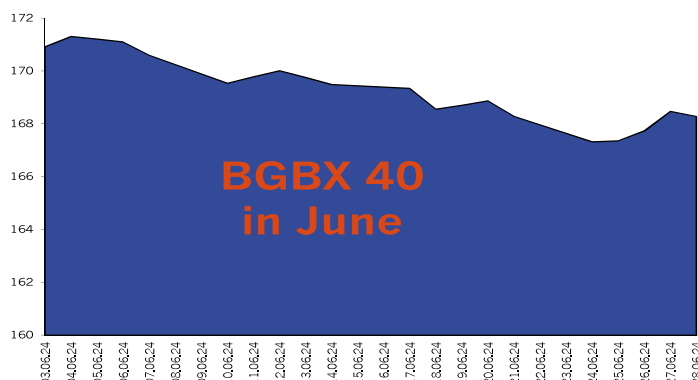


SOFIX Components

Issuer	Min. price	Max. price	Volume (lots)	Trades	Turnover (BGN)
Agria Group Holding AD	20.0000	21.8000	19 246	171	393 958.60
Advance Terrafund REIT-Sofia	3.1000	3.2400	145 003	299	460 122.22
Bulgarian Stock Exchange AD	14.5000	15.4000	22 452	198	334 495.50
Doverie United Holding PLC	8.6000	8.9000	215 857	207	1 881 054.12
Eurohold Bulgaria AD	1.4000	1.5700	321 922	82	486 395.15
Elana Agrocredit AD	1.0700	1.1000	115 328	71	124 580.84
M+S Hydraulic AD-Kazanlak	10.0000	10.8000	11 456	48	117 781.60
Sirma Group Holding AD	0.8700	1.0300	306 684	268	292 722.96
Sopharma AD	5.8600	6.3200	2 347 749	616	14 095 137.50
CB First Investment Bank AD-Sofia	4.3600	4.8400	139 280	190	639 537.44
CB Central Cooperative Bank AD	1.6000	1.6700	509 047	106	840 324.34
Bulgarian Real Estate Fund REIT-Sofia	2.4000	2.5400	132 562	131	326 105.36
Chimimport AD	0.6900	0.7500	195 623	123	138 138.63
Holding Varna AD	44.8000	45.2000	5 913	126	267 197.60
Shelly Group AD	68.2000	74.2000	24 654	384	1 724 387.40

BGBX 40 Components

Issuer	Min. price	Max. price	Volume (lots)	Trades	Turnover (BGN)
Agria Group Holding AD	20.0000	21.8000	19 246	171	393 958.60
Advance Terrafund REIT-Sofia	3.1000	3.2400	145 003	299	460 122.22
Albena AD	26.0000	27.0000	919	23	24 375.60
Alcomet AD-Shumen	6.8000	7.0000	2 665	26	18 458.10
Bianor Holding AD	5.5000	6.7500	110 926	301	697 391.00
Billboard AD-Sofia	0.4800	0.4980	1 212	4	583.73
Balkan and Sea Properties REIT	n/a	n/a	0	0	0.00
Bulgarian Stock Exchange AD	14.5000	15.4000	22 452	198	334 495.50
Velgraf Asset Management AD-Sofia	4.7200	4.7400	50 100	5	236 474.00
Gradus AD-Stara Zagora	1.3900	1.5000	9 252	16	13 162.91
Doverie United Holding PLC	8.6000	8.9000	215 857	207	1 881 054.12
Eurohold Bulgaria AD	1.4000	1.5700	321 922	82	486 395.15
Elana Agrocredit AD	1.0700	1.1000	115 328	71	124 580.84
EMKA AD-Sevlievo	1.8900	2.0600	18 905	54	36 664.24
Zlaten Lev Holding AD	3.6000	3.7000	555	5	2 026.00
Zarneni Hrani Bulgaria AD-Sofia	0.1200	0.1310	126 930	36	15 671.51
Eleven Capital AD-Sofia	16.7000	18.3000	15 804	100	269 885.20
Galata Investment Company AD	2.5400	2.5600	9 765	11	24 809.10
Korado Bulgaria AD	4.9000	5.5000	11 112	45	56 489.25
Monbat AD	2.6200	3.0200	99 203	177	283 524.40
M+S Hydraulic AD-Kazanlak	10.0000	10.8000	11 456	48	117 781.60
Neochim AD	18.2000	19.2000	1 402	39	26 332.70
Petrol AD	0.7500	0.9000	12 396	28	10 230.10
Synergon Holding AD-Sofia	0.9900	1.1800	30 935	37	32 284.19
Sirma Group Holding AD	0.8700	1.0300	306 684	268	292 722.96
Sopharma AD	5.8600	6.3200	2 347 749	616	14 095 137.50
Sopharma Buildings REIT	12.3000	16.4000	10 357	36	152 170.30
Sopharma Trading AD-Sofia	5.8000	5.9000	111 413	145	656 223.10
Sofia Commerce-Pawn Brokerage AD	3.7800	4.0000	12 666	41	49 250.54
Stara Planina Hold AD-Sofia	10.0000	10.8000	11 954	28	125 961.40
CB First Investment Bank AD-Sofia	4.3600	4.8400	139 280	190	639 537.44
CB Texim Bank AD-Sofia	3.6000	3.6000	11 100	4	39 960.00
CB Central Cooperative Bank AD	1.6000	1.6700	509 047	106	840 324.34
Telelink Business Services Group AD	8.3500	8.8000	7 635	60	65 642.75
Telematic Interactive Bulgaria AD-Sofia	14.9000	15.8000	11 938	111	184 038.70
Bulgarian Real Estate Fund REIT-Sofia	2.4000	2.5400	132 562	131	326 105.36
Hydraulic Elements and Systems /HES/ AD-Yambol	5.4000	5.8000	9 900	26	55 353.65
Chimimport AD	0.6900	0.7500	195 623	123	138 138.63
Holding Varna AD	44.8000	45.2000	5 913	126	267 197.60
Shelly Group AD	68.2000	74.2000	24 654	384	1 724 387.40

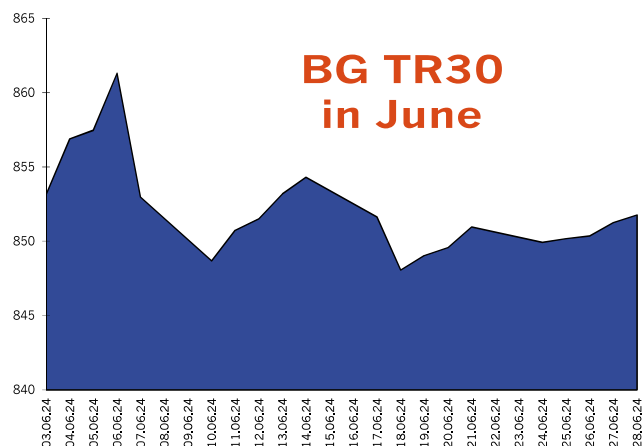
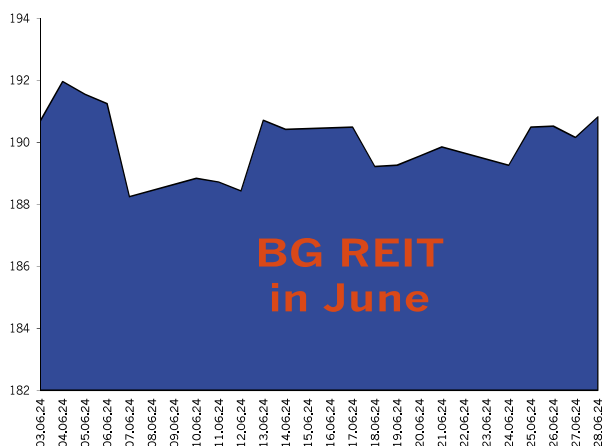


BG REIT Components

Issuer	Min. price	Max. price	Volume (lots)	Trades	Turnover (BGN)
Advance Terrafund REIT-Sofia	3.1000	3.2400	145 003	299	460 122.22
Balkan and Sea Properties REIT	n/a	n/a	0	0	0.00
Roi Property Fund REIT	n/a	n/a	0	0	0.00
Sopharma Buildings REIT	12.3000	16.4000	10 357	36	152 170.30
Super Borovetz Property Fund REIT	3.0400	3.0400	8 350	9	25 384.00
Bulgarian Real Estate Fund REIT-Sofia	2.4000	2.5400	132 562	131	326 105.36
CCB Real Estate Fund REIT-Sofia	51.5000	51.5000	7	1	360.50

BG TR30 Components

Issuer	Min. price	Max. price	Volume (lots)	Trades	Turnover (BGN)
Agria Group Holding AD	20.0000	21.8000	19 246	171	393 958.60
Advance Terrafund REIT-Sofia	3.1000	3.2400	145 003	299	460 122.22
Balkan and Sea Properties REIT	n/a	n/a	0	0	0.00
Bulgarian Stock Exchange AD	14.5000	15.4000	22 452	198	334 495.50
Velgraf Asset Management AD-Sofia	4.7200	4.7400	50 100	5	236 474.00
Gradus AD-Stara Zagora	1.3900	1.5000	9 252	16	13 162.91
Doverie United Holding PLC	8.6000	8.9000	215 857	207	1 881 054.12
Eurohold Bulgaria AD	1.4000	1.5700	321 922	82	486 395.15
Elana Agrocredit AD	1.0700	1.1000	115 328	71	124 580.84
Zlaten Lev Holding AD	3.6000	3.7000	555	5	2 026.00
Eleven Capital AD-Sofia	16.7000	18.3000	15 804	100	269 885.20
Galata Investment Company AD	2.5400	2.5600	9 765	11	24 809.10
Capital Management SPV-Sofia	80.0000	80.0000	10	2	800.00
M+S Hydraulic AD-Kazanlak	10.0000	10.8000	11 456	48	117 781.60
Rodna Zemya Holding AD	3.0200	3.0400	99 550	9	300 644.00
Synthetica AD	52.0000	60.0000	118 165	12	6 147 157.50
Sirma Group Holding AD	0.8700	1.0300	306 684	268	292 722.96
Sopharma AD	5.8600	6.3200	2 347 749	616	14 095 137.50
Sopharma Buildings REIT	12.3000	16.4000	10 357	36	152 170.30
Sopharma Trading AD-Sofia	5.8000	5.9000	111 413	145	656 223.10
Stara Planina Hold AD-Sofia	10.0000	10.8000	11 954	28	125 961.40
Super Borovetz Property Fund REIT	3.0400	3.0400	8 350	9	25 384.00
CB First Investment Bank AD-Sofia	4.3600	4.8400	139 280	190	639 537.44
CB Texim Bank AD-Sofia	3.6000	3.6000	11 100	4	39 960.00
CB Central Cooperative Bank AD	1.6000	1.6700	509 047	106	840 324.34
Bulgarian Real Estate Fund REIT-Sofia	2.4000	2.5400	132 562	131	326 105.36
Chimimport AD	0.6900	0.7500	195 623	123	138 138.63
Himsnab Bulgaria AD-Sofia	62.5000	62.5000	10	1	625.00
Holding Varna AD	44.8000	45.2000	5 913	126	267 197.60
Shelly Group AD	68.2000	74.2000	24 654	384	1 724 387.40



Financial Ratios

June
2024

Premium Equities Segment* (based on non-consolidated reports**)

Issue	Issuer	P / E	P / S	P / B	P / EBIT	ROA	EBIT / Total Asts.	ROE	EBIT / Equity	Current Ratio	Debt / Equity	Assets Turnover
AGH	Agria Group Holding AD	8.02	5.34	1.20	6.22	0.09	0.11	0.17	0.21	0.50	0.46	0.13
BSE	Bulgarian Stock Exchange AD	15.94	6.23	2.76	14.42	0.14	0.14	0.18	0.18	3.88	0.16	0.37
CCB	CB Central Cooperative Bank AD	2.21	0.77	0.26		0.01		0.13			0.91	
FIB	CB First Investment Bank AD-Sofia	5.39	1.26	0.44		0.01		0.08			0.89	
CHIM	Chimimport AD	8.88	2.77	0.14	5.80	0.01	0.02	0.02	0.02	1.89	0.15	0.04
KBG	Korado Bulgaria AD	15.39	1.70	2.56	11.17	0.13	0.15	0.18	0.20	3.51	0.18	1.20
MONB	Monbat AD		0.36	0.70	5.29	0.00	0.04		0.09	1.29	0.56	0.84
SLYG	Shelly Group AD	163.80	109.42	38.74	162.72	0.24	0.24	0.26	0.26	14.73	0.06	0.35
SGH	Sirma Group Holding AD	52.20	8.69	0.81	32.57	0.01	0.01	0.02	0.02	6.30	0.20	0.08
SFA	Sopharma AD	18.19	2.98	1.59	11.30	0.06	0.07	0.08	0.10	1.65	0.33	0.35

Premium Equities Segment* (based on consolidated reports**)

Issue	Issuer	P / E	P / S	P / B	P / EBIT	ROA	EBIT / Total Asts.	ROE	EBIT / Equity	Current Ratio	Debt / Equity	Assets Turnover
AGH	Agria Group Holding AD	6.28	0.19	0.46	2.19	0.03	0.06	0.07	0.13	1.04	0.58	1.11
BSE	Bulgarian Stock Exchange AD	3.49	1.70	1.33	2.97	0.04	0.04	0.46	0.51	1.06	0.89	0.08
CCB	CB Central Cooperative Bank AD	2.18	0.73	0.26		0.01		0.13			0.91	
FIB	CB First Investment Bank AD-Sofia	4.54	1.14	0.41		0.01		0.09			0.89	
CHIM	Chimimport AD	2.10	0.01	0.11	0.65	0.01	0.01	0.05	0.09	1.27	0.86	1.23
MONB	Monbat AD	88.59	0.30	0.53	2.42	0.00	0.05	0.01	0.10	1.21	0.55	0.75
SLYG	Shelly Group AD	34.51	7.84	10.72	29.79	0.32	0.36	0.37	0.41	8.64	0.11	1.40
SGH	Sirma Group Holding AD		0.68	0.79	21.33					2.95	0.15	0.84
SFA	Sopharma AD	9.97	0.48	1.34	5.28	0.06	0.08	0.13	0.16	1.36	0.50	1.34

Standard Equities Segment* (based on non-consolidated reports**)

Issue	Issuer	P / E	P / S	P / B	P / EBIT	ROA	EBIT / Total Asts.	ROE	EBIT / Equity	Current Ratio	Debt / Equity	Assets Turnover
ALB	Albena AD	47.91	1.25	0.23	5.47	0.00	0.01	0.00	0.01	0.57	0.18	0.15
ALCM	Alcomet AD-Shumen		0.28	0.42	6.61					1.33	0.39	0.92
ASKR	Asenova Krepost AD	376.22	3.38	1.62	27.45	0.00	0.02	0.00	0.04	9.61	0.40	0.29
BNR	Bianor Holding AD		38.25	2.45						0.44	0.28	0.04
BBRD	Billboard AD-Sofia	5.54	0.62	0.62	2.55	0.06	0.08	0.12	0.15	0.87	0.44	0.57
BRP	Bulgarian River Shipping AD-Ruse	24.78	1.01	0.26	9.22	0.01	0.01	0.01	0.01	1.94	0.07	0.24
BMTL	Bulmetal AD			0.99	1.75					1.12	0.43	
TXIM	CB Texim Bank AD-Sofia	51.06	5.04	2.06		0.00		0.04			0.91	
DUH	Doverie United Holding PLC	182.93	33.86	4.12	75.93	0.01	0.02	0.02	0.05	1.55	0.51	0.06
EAC	Elana Agrocredit AD	15.00	2.25	0.91	8.07	0.04	0.07	0.06	0.12	2.63	0.47	0.24
11C	Eleven Capital AD-Sofia	9.23	6.95	1.10	7.36	0.12	0.14	0.12	0.16	3.89	0.08	0.15
ELHM	Elhim Iskra AD-Pazardzhik		0.60	0.61	383.00					6.81	0.14	0.89
EMKA	EMKA AD-Sevlievo	10.73	0.56	1.30	7.42	0.10	0.12	0.11	0.13	16.17	0.06	2.02
ETR	Etropal AD-Etropole	46.81	1.78	2.57	12.93	0.03	0.04	0.06	0.10	0.70	0.53	0.67
EUBG	Eurohold Bulgaria AD		43.57	1.83	1915.44				0.00	0.20	0.66	0.01
FZLS	Fazerles AD-Silistra		0.46	0.42						16.02	0.07	0.81
FORM	Formoplast AD-Kardzhali			2.59						1.34	0.08	
GTH	Galata Investment Company AD	3134.67	579.35	2.24	2975.28	0.00	0.00	0.00	0.00	66.07		
GR6	Gradus AD-Stara Zagora	104.05	75.71	1.08	100.38	0.01	0.01	0.01	0.01	292.44		0.01
CHSB	Himsnab Bulgaria AD-Sofia	43.11	94.51	1.66	35.92	0.03	0.04	0.04	0.05	3.00	0.22	0.01
HCEN	Holding Center AD	183.08	8.58	1.08	14.41	0.00	0.03	0.01	0.08	1.86	0.63	0.05
HNVK	Holding Nov Vek AD	58.63	10.85	1.13	18.88	0.01	0.03	0.02	0.06	2.07	0.56	0.05
HSOF	Holding Sveta Sofia AD-Sofia		9.56	1.04	11.58	0.00	0.03	0.00	0.09	1.21	0.70	0.03
HVAR	Holding Varna AD	164.63	62.56	1.43	69.00	0.01	0.01	0.01	0.02	2.61	0.19	0.02

* Ratios are calculated on the base of the last weighted-average price as of the end of the month

** Financial reports data (ttm)

Methodology for Calculation of Financial Ratios is available at http://download.bse-sofia.bg/pdf/methodology_en.pdf

Financial Ratios

June
2024

Issue	Issuer	P / E	P / S	P / B	P / EBIT	ROA	EBIT / Total Asts.	ROE	EBIT / Equity	Current Ratio	Debt / Equity	Assets Turnover
HES	Hydraulic Elements and Systems /HES/	24.80	1.22	1.94	11.56	0.06	0.07	0.08	0.10	1.99	0.25	1.23
HIKA	Industrial Capital Holding AD-Sofia	14.03	9.10	1.62	13.98	0.11	0.11	0.12	0.12	6.99	0.07	0.16
IHB	Industrial Holding Bulgaria PLC-Sofia	29.71	17.00	0.63	27.95	0.02	0.02	0.02	0.02	7.41	0.08	0.04
IDH	Industry Development Holding AD	63.49	5.43	1.06	7.58	0.00	0.03	0.02	0.14	1.66	0.76	0.05
IBG	Investor.BG AD-Sofia	81.48	10.76	2.43	60.30	0.03	0.03	0.03	0.03	1.90	0.14	0.20
LAV	Lavena AD	10.20	0.76	0.69	4.49	0.05	0.06	0.07	0.08	2.78	0.24	0.70
MSH	M+S Hydraulic AD-Kazanlak	15.45	1.99	3.02	10.12	0.16	0.18	0.21	0.23	3.37	0.16	1.22
NLC	Neo London Capital PLC	26.06	5.77	1.04	7.87	0.01	0.04	0.04	0.14	2.47	0.77	0.05
NEOH	Neochim AD		0.20	0.34						8.62	0.11	1.37
ODES	Odessos Shiprepair Yard AD-Varna	12.60	1.99	1.90	8.88	0.14	0.16	0.16	0.18	3.78	0.12	0.91
NGAZ	Oil and Gas Exploration and Production AD	27.54	2.58	0.69	9.10	0.02	0.03	0.03	0.03	2.64	0.21	0.21
PET	Petrol AD		0.04	2.57	1.94		0.01		0.25	0.87	0.97	2.13
HRZ	Rodna Zemya Holding AD	122.15	23.81	2.14	37.03	0.01	0.02	0.02	0.06	3.20	0.62	0.03
GAMZ	Severcoop Gamza Holding AD-Sofia	22.10	6.83	0.88	8.24	0.02	0.05	0.04	0.11	3.36	0.51	0.06
HSI	Sila Holding AD	454.27	28.66	2.03	35.23	0.00	0.02	0.00	0.06	2.50	0.63	0.03
SO	Smart Organic AD			4.82	1.21					3.60	0.25	
SCOM	Sofia Commerce-Pawn Brokerage AD	8.64	3.59	2.30	6.98	0.20	0.24	0.29	0.33	2.98	0.32	0.49
SFT	Sopharma Trading AD-Sofia	5.95	0.15	1.14	3.77	0.06	0.08	0.21	0.27	1.16	0.70	2.46
SPDY	Speedy AD-Sofia	23.11	2.94	8.50	13.14	0.20	0.23	0.43	0.49	1.54	0.48	1.58
SKEH	SS Konstantine and Elena Holding AD	166.03	4.74	1.21	24.05	0.00	0.02	0.01	0.04	0.76	0.56	0.12
SPH	Stara Planina Hold AD-Sofia	22.96	19.43	4.58	22.96	0.17	0.17	0.20	0.20	1.61	0.14	0.20
SNRG	Synergon Holding AD-Sofia	0.95	0.79	0.12	0.91	0.12	0.13	0.13	0.13	1.69	0.04	0.15
SYN	Synthetica AD		133.73	27.71	2337.66		0.00		0.01	0.27	0.93	0.02
THQM	Tchaikapharma High Quality Medicines AD	496.55	30.09	13.65	221.32	0.02	0.03	0.03	0.04	5.46	0.14	0.40
TBS	Telelink Business Services Group AD	14.91	9.86	4.10	14.86	0.27	0.27	0.31	0.31	1.24	0.36	0.41
TIB	Telematic Interactive Bulgaria AD-Sofia	10.00	1.70	3.50	8.71	0.27	0.31	0.35	0.39	4.25	0.18	1.61
TCH	TK-Hold PLC	169.93	50.34	3.50	118.60	0.01	0.01	0.02	0.03	0.97	0.58	0.03
TOPL	Toplivo AD-Sofia		0.15	0.38						2.14	0.33	1.72
T57	Trace Group Hold AD-Sofia	6.36	0.30	0.75	4.36	0.06	0.07	0.13	0.16	1.20	0.63	1.18
VAM	Velgraf Asset Management AD-Sofia	584.53	44.72	2.76	56.54	0.00	0.02	0.00	0.04	1.45	0.50	0.03
WMG	Web Media Group AD-Sofia		6.93	3.25	21.15		0.00			2.51	0.70	0.13
ZHBG	Zarneni Hrani Bulgaria AD-Sofia	367.31	5.64	0.09	13.35	0.00	0.01	0.00	0.01	1.80	0.18	0.01
HLEV	Zlaten Lev Holding AD	281.15	42.05	3.19	51.17	0.00	0.02	0.01	0.06	10.94	0.82	0.03

Standard Equities Segment* (based on consolidated reports**)

Issue	Issuer	P / E	P / S	P / B	P / EBIT	ROA	EBIT / Total Asts.	ROE	EBIT / Equity	Current Ratio	Debt / Equity	Assets Turnover
ALB	Albena AD	54.83	0.85	0.24	4.31	0.00	0.01	0.00	0.01	0.81	0.21	0.21
ALCM	Alcomet AD-Shumen		0.28	0.42	6.61					1.33	0.39	0.92
ASKR	Asenova Krepost AD			1.64						3.19	0.26	
BNR	Bianor Holding AD		2.16	2.72						0.89	0.38	0.62
BBRD	Billboard AD-Sofia	3.49	0.19	0.34	1.26	0.05	0.08	0.11	0.14	1.04	0.41	0.94
BRP	Bulgarian River Shipping AD-Ruse	18.82	0.79	0.25	5.41	0.01	0.01	0.01	0.01	3.23	0.08	0.29
BMTL	Bulmetal AD			0.96	0.42					1.25	0.57	
TXIM	CB Texim Bank AD-Sofia	51.06	5.04	2.06		0.00		0.04			0.91	
DUH	Doverie United Holding PLC	3.13	0.33	0.38	0.97	0.02	0.05	0.13	0.29	1.56	0.82	0.18
ETR	Etropal AD-Etropole	87.65	1.74	2.64	15.07	0.01	0.03	0.03	0.07	0.67	0.55	0.69
EUBG	Eurohold Bulgaria AD	5.14	0.11	3.98	1.19	0.03	0.08	0.40	0.99	1.22	0.95	1.30
GR6	Gradus AD-Stara Zagora		2.11	1.19	54.06					4.06	0.16	0.46
CHSB	Himsnab Bulgaria AD-Sofia	17.49	2.31	1.20	12.03	0.04	0.06	0.07	0.08	2.10	0.32	0.31
HCEN	Holding Center AD	143.59	8.36	1.05	14.11	0.00	0.03	0.01	0.08	1.86	0.62	0.05
HNVK	Holding Nov Vek AD		1.68	1.34	18.08		0.01		0.04	1.89	0.69	0.23
HSOF	Holding Sveta Sofia AD-Sofia		2.89	1.03	5.73	0.00	0.03	0.00	0.12	1.34	0.74	0.07

* Ratios are calculated on the base of the last weighted-average price as of the end of the month

** Financial reports data (ttm)

Methodology for Calculation of Financial Ratios is available at http://download.bse-sofia.bg/pdf/methodology_en.pdf

Financial Ratios

June
2024

Issue	Issuer	P / E	P / S	P / B	P / EBIT	ROA	EBIT / Total Asts.	ROE	EBIT / Equity	Current Ratio	Debt / Equity	Assets Turnover
HVAR	Holding Varna AD		3.17	1.56	18.99	0.00	0.02	0.00	0.04	1.21	0.51	0.20
HIKA	Industrial Capital Holding AD-Sofia	7.53	0.13	0.60	0.85	0.02	0.14	0.08	0.18	4.91	0.15	1.30
IHB	Industrial Holding Bulgaria PLC-Sofia	32.32	1.40	0.44	8.31	0.01	0.02	0.01	0.02	4.22	0.12	0.28
IDH	Industry Development Holding AD	2.93	1.43	0.52	1.91	0.04	0.07	0.19	0.21	2.14	0.67	0.09
IBG	Investor.BG AD-Sofia	128.56	4.63	4.36	36.73	0.01	0.04	0.03	0.10	0.82	0.60	0.38
LAV	Lavena AD	9.80	0.76	0.69	4.20	0.05	0.06	0.07	0.09	2.73	0.25	0.69
MSH	M+S Hydraulic AD-Kazanlak	14.33	1.85	2.95	8.81	0.16	0.20	0.22	0.27	3.72	0.17	1.24
NLC	Neo London Capital PLC	32.79	3.31	1.00	5.24	0.00	0.03	0.03	0.13	1.42	0.80	0.05
NEOH	Neochim AD		0.20	0.33						8.62	0.11	1.37
NGAZ	Oil and Gas Exploration and Production AD	29.20	1.58	0.76	8.83	0.02	0.03	0.03	0.03	3.41	0.20	0.37
PET	Petrol AD	6.43	0.04	1.10	1.03	0.01	0.05	0.20	0.78	1.18	0.94	2.17
HRZ	Rodna Zemya Holding AD	65.82	0.86	1.74	7.44	0.01	0.02	0.03	0.08	1.66	0.66	0.57
GAMZ	Severcoop Gamza Holding AD-Sofia	15.15	6.29	0.84	8.26	0.02	0.03	0.05	0.09	2.70	0.54	0.04
HSI	Sila Holding AD	413.74	17.11	1.86	29.37	0.00	0.02	0.00	0.05	4.04	0.59	0.04
SO	Smart Organic AD			5.05	1.13					3.40	0.31	
SCOM	Sofia Commerce-Pawn Brokerage AD	8.02	3.27	2.12	6.36	0.20	0.23	0.29	0.30	5.01	0.22	0.48
SFT	Sopharma Trading AD-Sofia	6.41	0.12	1.48	2.63	0.05	0.07	0.26	0.37	1.13	0.81	2.71
SPDY	Speedy AD-Sofia	22.24	2.05	8.34	10.91	0.17	0.21	0.44	0.53	1.38	0.57	1.85
SKEH	SS Konstantine and Elena Holding AD		1.37	2.29	14.07		0.00		0.02	0.52	0.78	0.26
SPH	Stara Planina Hold AD-Sofia	18.90	0.62	1.54	3.87	0.03	0.11	0.08	0.15	3.25	0.17	1.03
SNRG	Synergon Holding AD-Sofia	4.09	0.02	0.07	1.07	0.01	0.03	0.02	0.04	2.06	0.24	2.37
SYN	Synthetica AD			9.18	35.64					0.57	0.86	
THQM	Tchaikapharma High Quality Medicines AD	496.89	30.09	13.65	221.39	0.02	0.03	0.03	0.04	5.46	0.14	0.40
TBS	Telelink Business Services Group AD	9.18	0.54	3.66	5.90	0.11	0.13	0.50	0.60	1.09	0.80	1.81
TIB	Telematic Interactive Bulgaria AD-Sofia	10.59	1.63	3.50	8.53	0.25	0.29	0.32	0.37	3.99	0.21	1.63
TCH	TK-Hold PLC	94.75	4.45	1.53	31.63	0.01	0.02	0.02	0.02	7.43	0.10	0.28
TOPL	Toplivo AD-Sofia			0.31	490.47					2.07	0.40	
T57	Trace Group Hold AD-Sofia	5.64	0.25	0.76	3.62	0.06	0.07	0.14	0.18	1.22	0.67	1.27
VAM	Velgraf Asset Management AD-Sofia	901.90	43.73	2.79	58.53	0.00	0.02	0.00	0.04	1.48	0.51	0.03
WMG	Web Media Group AD-Sofia		4.10	3.64	15.64					2.34	0.73	0.22
ZHBG	Zarneni Hrani Bulgaria AD-Sofia	9.08	0.31	0.09	1.78	0.01	0.02	0.01	0.02	3.34	0.22	0.19
HLEV	Zlaten Lev Holding AD	40.71	9.72	2.97	19.87	0.02	0.04	0.08	0.14	2.65	0.86	0.10

SPVs Segment* (based on non-consolidated reports**)

Issue	Issuer	P / E	P / S	P / B	P / EBIT	ROA	EBIT / Total Asts.	ROE	EBIT / Equity	Current Ratio	Debt / Equity	Assets Turnover
ATER	Advance Terrafund REIT-Sofia	20.09	15.40	0.85	20.09	0.04	0.04	0.04	0.04	1.53	0.06	0.05
AKTV	Aktiv Properties REIT		19.91	0.53			0.00		0.00	14.25	0.62	0.01
ALT	Alteron REIT	246.27	31.40	1.12	25.37	0.00	0.02	0.00	0.04	1.62	0.62	0.01
BSP	Balkan and Sea Properties REIT		237.37	3.00			0.00			1.23	0.57	0.01
BPF	Bravo Property Fund REIT	6.40	4.06	0.95	5.59	0.09	0.10	0.15	0.17	0.14	0.40	0.14
BREF	Bulgarian Real Estate Fund REIT-Sofia	5.14	3.77	0.65	4.85	0.11	0.11	0.14	0.15	0.94	0.20	0.14
BRF	Bulgarian Receivables Fund SPE	5.30	1.62	1.57	2.04	0.02	0.05	0.31	0.81	2.49	0.95	0.06
LAND	Bulland Investments REIT-Sofia		586.68	0.77						56.49		
CAPM	Capital Management SPV-Sofia	34.41	11.26	1.79	28.00	0.04	0.05	0.05	0.07	4.81	0.28	0.11
EXPR	Exclusive Property REIT-Sofia	14.39	9.62	1.14	12.31	0.05	0.06	0.08	0.09	0.27	0.33	0.08
FPP	FairPlay Properties REIT-Sofia	19.36	6.46	0.63	13.29	0.02	0.03	0.03	0.04	6.58	0.28	0.07
FAM	Finance Assistance Management SPV			3.26		0.00	0.07	0.19	2.97	4.11	0.98	0.08
PREM	Premier Fund REIT		4.29	1.25	19.54	0.00	0.01		0.05	0.05	0.73	0.08
RPF	Roi Property Fund REIT	545.68	27.85	2.05	52.39	0.00	0.02	0.00	0.04	2.50	0.45	0.04
SFB	Sopharma Buildings REIT		866.67	7.55						2.62	0.35	0.01
SFI	Sopharma Properties REIT-Sofia	17.74	12.83	2.34	17.57	0.13	0.13	0.14	0.14	0.76	0.07	0.18
SBPF	Super Borovetz Property Fund REIT	26.79	7.73	1.36	18.88	0.03	0.04	0.05	0.07	1.01	0.38	0.11

* Ratios are calculated on the base of the last weighted-average price as of the end of the month

** Financial reports data (ttm)

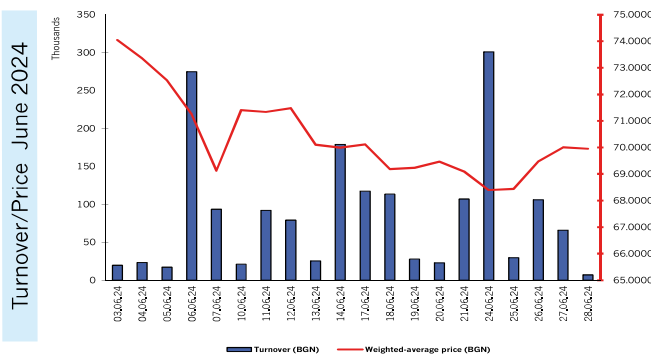
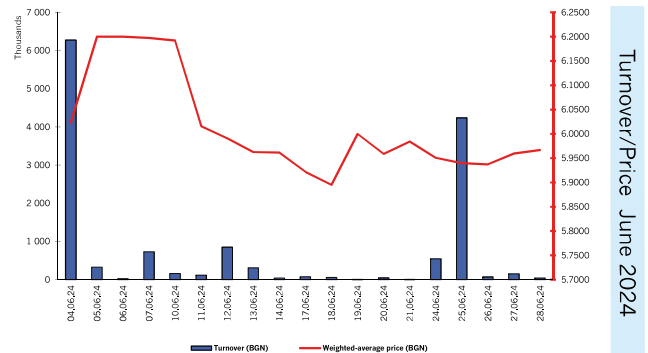
Methodology for Calculation of Financial Ratios is available at http://download.bse-sofia.bg/pdf/methodology_en.pdf

Top 5 Stocks by Trades

June 2024

Sopharma

BSE code of the issue	SFA
Volume of the issue (common shares)	179 100 063
Nominal value (BGN per share)	1.00
Last gross dividend 2023 (BGN per share)	0.09
Trading on regulated market as from the beginning of the year	
Volume in lots	3 164 339
Value in BGN	19 071 118.38
Trades	2 434

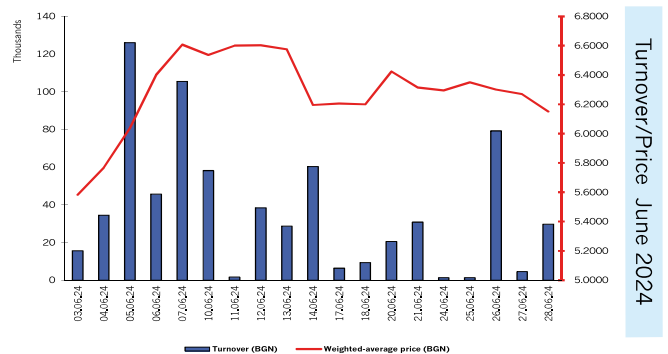


Shelly Group

BSE code of the issue	SLYG
Volume of the issue (common shares)	18 050 945
Nominal value (BGN per share)	1.00
Last gross dividend 2023 (EUR per share)	0.13
Trading on regulated market as from the beginning of the year	
Volume in lots	355 807
Value in BGN	21 808 083.90
Trades	3 840

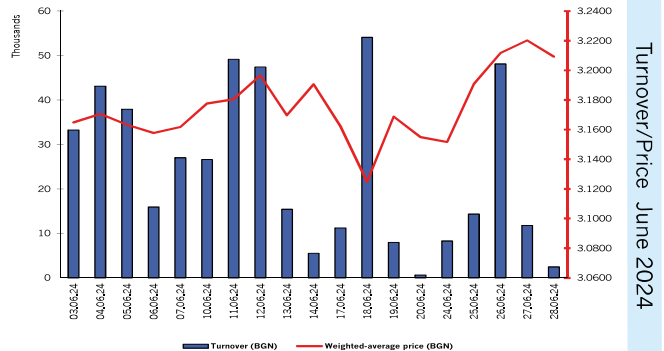
Bianor Holding

BSE code of the issue	BNR
Volume of the issue (common shares)	12 290 133
Nominal value (BGN per share)	1.00
Last gross dividend 2023 (BGN per share)	0.00
Trading on regulated market as from the beginning of the year	
Volume in lots	521 744
Value in BGN	2 555 905.48
Trades	1 133

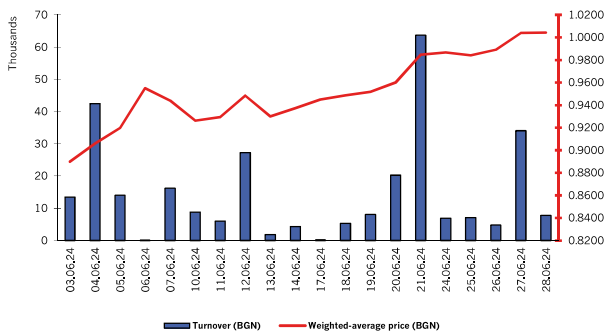


Advance Terrafund REIT

BSE code of the issue	ATER
Volume of the issue (common shares)	85 110 091
Nominal value (BGN per share)	1.00
Last gross dividend 2023 (BGN per share)	0.2005
Trading on regulated market as from the beginning of the year	
Volume in lots	903 803
Value in BGN	2 987 233.92
Trades	1 381



Turnover/Price June 2024



Sirma Group Holding

BSE code of the issue	SGH
Volume of the issue (common shares)	59 360 518
Nominal value (BGN per share)	1.00
Last gross dividend 2023 (BGN per share)	0.02
Trading on regulated market as from the beginning of the year	
Volume in lots	5 314 058
Value in BGN	4 097 610.29
Trades	1 088