

June  
2020

# MONTHLY BULLETIN



БФБ

BULGARIAN STOCK EXCHANGE

1000 Sofia, 6 Tri ushi St.

Tel: (+359 2) 937 09 45; Fax: (+359 2) 937 09 46

<http://www.bse-sofia.bg>; e-mail: [bse@bse-sofia.bg](mailto:bse@bse-sofia.bg)

# General Statistics

June  
2020

Capitalization of BSE Main Market		Change	
As of 30 June 2020			
Market Segment	Capitalization	May * 2020	June * 2019
Premium Equities Segment	1,314,302,332.95	-1.67%	-28.24%
Standard Equities Segment	6,127,526,928.83	2.61%	-3.92%
Special Purpose Vehicles Segment	773,830,652.10	-1.53%	17.91%
<b>Total Capitalization of BSE Main Market</b>	<b>8,215,659,913.88</b>	<b>1.50%</b>	<b>-7.33%</b>

\* as of the end of the period

Issues admitted to trading on BSE Main Market			
Market Segment	Number of new issues	Number of delisted issues	Number of listed issues as of the end of the month
Premium Equities Segment	0	0	7
Standard Equities Segment	1	0	61
Special Purpose Vehicles Segment	0	0	16
Bonds Segment	0	1	70
Compensatory Instruments Segment	0	0	3
Exchange Traded Products Segment	0	0	14
Subscription Rights Segment	0	1	0
Initial Public Offering Segment	0	0	0
Government Securities Segment	0	0	16
<b>TOTAL :</b>	<b>1</b>	<b>2</b>	<b>187</b>

\* as of the end of the period

## BSE Indices

### SOFIX

Value *	453.26
Monthly change	0.12%
Annual change	-22.89%
P/E **	3.81
P/B **	0.74

### BGBX 40

Value *	96.70
Monthly change	0.11%
Annual change	-16.87%
P/E **	5.89
P/B **	1.29

### BG TR30

Value *	466.98
Monthly change	0.16%
Annual change	-8.85%
P/E **	54.18
P/B **	1.16

### BG REIT

Value *	132.53
Monthly change	-0.69%
Annual change	5.32%
P/E **	31.56
P/B **	1.22

\* Values as of 30 June 2020

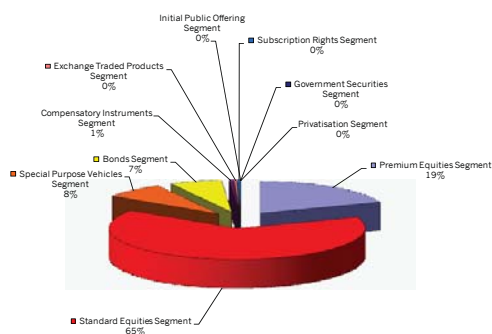
\*\* P (prices) are weighted-average

\*\* Financial reports data (ttm)

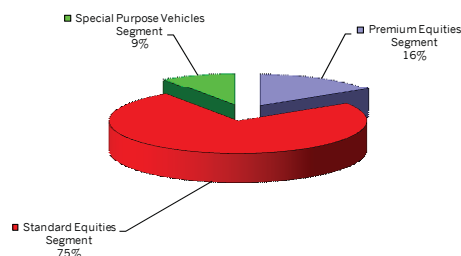
## Monthly Trading by BSE Main Market Segments

Market Segment	June 2020			Change in turnover (%)	
	Trades	Turnover (BGN)	Volume (lots)	May 2020	June 2019
Premium Equities Segment	2,007	5,366,015	2,173,375	88.53%	464.10%
Standard Equities Segment	2,457	18,011,440	3,464,404	131.76%	148.81%
Special Purpose Vehicles Segment	584	2,158,525	947,597	-34.47%	38.73%
Bonds Segment	28	1,810,890	1,232	45.48%	209.60%
Compensatory Instruments Segment	63	156,244	259,507	52.68%	-28.28%
Exchange Traded Products Segment	37	85,685	208,239	284.55%	94.83%
Subscription Rights Segment	10	110,513	110,346,597	1995.40%	1821.96%
Initial Public Offering Segment	0	0	0	n/a	n/a
Government Securities Segment	0	0	0	n/a	n/a
Privatisation Segment	0	0	0	n/a	n/a
<b>TOTAL:</b>	<b>5,186</b>	<b>27,699,311</b>	<b>117,400,951</b>	<b>81.20%</b>	<b>161.34%</b>

### Turnover by Segments of BSE Main Market



### Capitalization by Segments of BSE Main Market



### New issues admitted to trading on the BSE Main Market in June

Issue	Issuer	First Quotation Date	Trading Currency	Amount of the issue in the respective currency	Market Segment
TBS	Telelink Business Services Group AD-Sofia	08.06.2020	BGN	12,500,000	Standard Equities Segment

### Daily-Average Trading by BSE Main Market Segments

Market Segment	June 2020			Change in turnover (%)	
	Trades	Turnover (BGN)	Volume (lots)	May 2020	June 2019
Premium Equities Segment	91	243,910	98,790	54.25%	412.82%
Standard Equities Segment	112	818,702	157,473	89.62%	126.19%
Special Purpose Vehicles Segment	27	98,115	43,073	-46.39%	26.11%
Bonds Segment	1	82,313	56	19.03%	181.45%
Compensatory Instruments Segment	3	7,102	11,796	24.92%	-34.80%
Exchange Traded Products Segment	2	3,895	9,465	214.63%	77.12%
Subscription Rights Segment	0	5,023	5,015,754	1614.42%	1647.24%
Initial Public Offering Segment	0	0	0	n/a	n/a
Government Securities Segment	0	0	0	n/a	n/a
Privatisation Segment	0	0	0	n/a	n/a
<b>TOTAL:</b>	<b>236</b>	<b>1,259,060</b>	<b>5,336,407</b>	<b>48.26%</b>	<b>137.59%</b>

Number of trading sessions in June

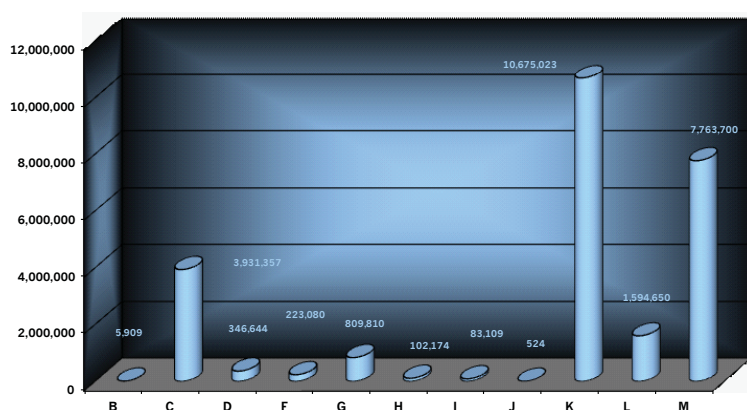
22

Monthly Average USD/BGN Exchange Rate

1.7383

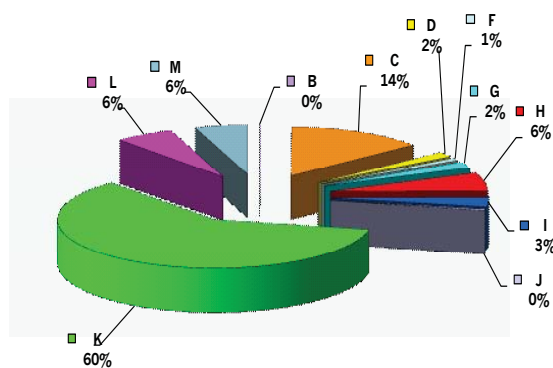
Trading by sections under NACE, Rev. 2		Trades	Volume (lots)	Turnover (BGN)
B	Mining and quarrying	5	1,000	5,909.25
C	Manufacturing	1,322	1,106,025	3,931,356.96
D	Electricity,gas,steam and air conditioning supply	52	223	346,644.00
F	Construction	129	61,544	223,079.76
G	Wholesale and retail trade; repair of motor vehicles and motorcycles	299	219,873	809,810.38
H	Transportation and storage	70	25,490	102,173.80
I	Accommodation and food service activities	39	2,823	83,108.80
J	Information and communication	2	30	524.00
K	Financial and insurance activities	2,637	3,670,411	10,675,023.04
L	Real estate activities	37	393,969	1,594,650.00
M	Professional, scientific and technical activities	456	1,103,988	7,763,699.70

### Share of sections under NACE, Rev. 2 in the total turnover (BGN) on the BSE Main Market in June



- B Mining and quarrying
- C Manufacturing
- D Electricity,gas,steam and air conditioning supply
- F Construction
- G Wholesale and retail trade; repair of motor vehicles and motorcycles
- H Transportation and storage
- I Accommodation and food service activities
- J Information and communication
- K Financial and insurance activities
- L Real estate activities
- M Professional, scientific and technical activities

### Share of sections under NACE, Rev. 2 in the total turnover on the BSE Main Market in the last 365 days



- B Mining and quarrying
- C Manufacturing
- D Electricity,gas,steam and air conditioning supply
- F Construction
- G Wholesale and retail trade; repair of motor vehicles and motorcycles
- H Transportation and storage
- I Accommodation and food service activities
- J Information and communication
- K Financial and insurance activities
- L Real estate activities
- M Professional, scientific and technical activities

### TOP 5

### Liquidity Ranking

Issuer	Trades	Volume (lots)	Turnover (BGN)
CB First Investment Bank AD-Sofia	577	624,615	1,658,881.16
Sopharma AD-Sofia	559	850,878	2,701,834.03
Monbat AD-Sofia	372	135,789	453,392.86
Telelink Business Services Group AD-Sofia	337	992,859	7,546,595.25
Chimimport AD-Sofia	313	384,203	406,382.68

### TOP 5

### Members

Trades		Turnover (BGN)	
Inv. Intermediary "Karoll" AD	3,086	Inv. Intermediary "Elana Trading" AD	17,987,889.03
Inv. Intermediary "Elana Trading" AD	2,417	Inv. Intermediary "Karoll" AD	6,989,146.17
Inv. Intermediary "BenchMark Finance" AD	1,499	Inv. Intermediary "BenchMark Finance" AD	6,199,065.65
Inv. Intermediary "First Financial Brokerage House" EOOD	1,201	Inv. Intermediary "First Financial Brokerage House" EOOD	5,638,355.94
Inv. Intermediary "UG Market" AD	459	Inv. Intermediary "Real Finance" AD	5,399,959.57

### TOP 30

### Capitalization as of 30 June 2020

Issues of shares on the BSE Main Market

Issue	Issuer	Nominal (BGN)	Amount (Shares)	Closing price (BGN)	Capitalization (BGN)
7TH	Tchaikapharma High Quality Medicines AD-Sofia	1.00	82,200,000	12.5000	1,027,500,000.00
3JR	Sopharma AD-Sofia	1.00	134,797,899	3.2000	431,353,276.80
3CZ	CEZ Distribution Bulgaria AD-Sofia	1.00	1,928,000	190.0000	366,320,000.00
GR6	Gradus AD-Stara Zagora	1.00	243,608,710	1.4700	358,104,803.70
OSP	Speedy AD-Sofia	1.00	5,377,619	53.5000	287,702,616.50
5F4	CB First Investment Bank AD-Sofia	1.00	110,000,000	2.5400	279,400,000.00
1VX	Velgraf Asset Management AD-Sofia	1.00	68,979,758	4.0000	275,919,032.00
4EH	Eurohold Bulgaria AD-Sofia	1.00	197,525,600	1.3300	262,709,048.00
5V2	Holding Varna AD-Varna	1.00	6,485,897	39.8000	258,138,700.60
6C4	Chimimport AD-Sofia	1.00	239,646,267	1.0500	251,628,580.35
5MH	M+S Hydraulic AD-Kazanlak	1.00	39,445,200	6.2500	246,532,500.00
SO5	Sopharma Trading AD-Sofia	1.00	34,276,050	5.5500	190,232,077.50
5BN	CB Bulgarian American Credit Bank AD-Sofia	1.00	24,691,313	6.7500	166,666,362.75
6A6	Advance Terrafund REIT-Sofia	1.00	85,110,091	1.8500	157,453,668.35
GTH	Galata Investment Company AD-Varna	1.00	68,571,234	1.9800	135,771,043.32
4CF	CB Central Cooperative Bank AD-Sofia	1.00	127,129,970	1.0400	132,215,168.80
EHN	Synthetica AD-Sofia	1.00	3,000,000	43.4000	130,200,000.00
6R2	Rodna Zemya Holding AD-Dobrich	1.00	56,010,597	2.3200	129,944,585.04
6AB	Albena AD-Albena	1.00	4,273,126	29.8000	127,339,154.80
58E	Himsnab Bulgaria AD-Sofia	1.00	2,494,631	49.0000	122,236,919.00
6S6	Sopharma Properties REIT-Sofia	1.00	21,415,928	5.7000	122,070,789.60
5MB	Monbat AD-Sofia	1.00	39,000,000	3.1000	120,900,000.00
5H4	Balkan and Sea Properties REIT-Varna	1.00	6,925,156	17.3000	119,805,198.80
94G	235 Holdings AD-Sofia	1.00	5,109,000	22.6000	115,463,400.00
5CQ	Capital Management SPV-Sofia	1.00	1,758,296	65.0000	114,289,240.00
6AM	Alcomet AD-Shumen	1.00	17,952,959	5.5000	98,741,274.50
6N3	Holding Nov Vek AD-Sofia	1.00	5,610,437	17.3000	97,060,560.10
TBS	Telelink Business Services Group AD-Sofia	1.00	12,500,000	7.6000	95,000,000.00
5SR	Stara Planina Hold AD-Sofia	1.00	21,000,000	4.5000	94,500,000.00
T57	Trace Group Hold AD-Sofia	1.00	24,200,000	3.5800	86,636,000.00

## Premium Equities Segment

Issue	Issuer	Nominal (BGN)	Amount (Shares)	Closing price (BGN)	Capitalisation (BGN)
3JR	Sopharma AD-Sofia	1.00	134,797,899	3.2000	431,353,276.80
4CF	CB Central Cooperative Bank AD-Sofia	1.00	127,129,970	1.0400	132,215,168.80
4KX	Korado Bulgaria AD-Strazhitsa	1.00	13,168,614	5.7000	75,061,099.80
5F4	CB First Investment Bank AD-Sofia	1.00	110,000,000	2.5400	279,400,000.00
5MB	Monbat AD-Sofia	1.00	39,000,000	3.1000	120,900,000.00
6C4	Chimimport AD-Sofia	1.00	239,646,267	1.0500	251,628,580.35
SKK	Sirma Group Holding JSC-Sofia	1.00	59,360,518	0.4000	23,744,207.20

## Standard Equities Segment

Issue	Issuer	Nominal (BGN)	Amount (Shares)	Closing price (BGN)	Capitalisation (BGN)
94G	235 Holdings AD-Sofia	1.00	5,109,000	22.6000	115,463,400.00
A72	Agria Group Holding AD-Varna	1.00	6,800,000	4.7600	32,368,000.00
6AB	Albena AD-Albena	1.00	4,273,126	29.8000	127,339,154.80
6AM	Alcomet AD-Shumen	1.00	17,952,959	5.5000	98,741,274.50
A4L	Allterco AD-Sofia	1.00	15,000,000	3.7800	56,700,000.00
A00	BG Agro AD-Varna	1.00	40,357,440	1.1000	44,393,184.00
5BP	Billboard AD-Sofia	1.00	15,000,000	0.2820	4,230,000.00
5BR	Bulgarian River Shipping AD-Ruse	1.00	35,708,674	0.4300	15,354,729.82
BSO	Bulgarian Stock Exchange-Sofia	1.00	6,582,860	4.5000	29,622,870.00
5BN	CB Bulgarian American Credit Bank AD-Sofia	1.00	24,691,313	6.7500	166,666,362.75
5CP	CB Texim Bank AD-Sofia	1.00	27,995,036	2.8000	78,386,100.80
3CZ	CEZ Distribution Bulgaria AD-Sofia	1.00	1,928,000	190.0000	366,320,000.00
1CZ	CEZ Electro Bulgaria AD-Sofia	10.00	5,000	16,600.0000	83,000,000.00
5DOV	Doverie United Holding PLC-Sofia	1.00	18,736,099	3.1600	59,206,072.84
OEA	Elana Agrocredit AD-Sofia	1.00	36,629,925	1.0000	36,629,925.00
11C	Eleven Capital AD-Sofia	1.00	2,301,528	6.2000	14,269,473.60
52E	Elhim Iskra AD-Pazardzhik	1.00	25,108,410	0.6800	17,073,718.80
57E	EMKA AD-Sevlievo	1.00	21,699,726	1.8000	39,059,506.80
5EO	Etropal AD-Etropole	1.00	5,000,000	5.8000	29,000,000.00
4EH	Eurohold Bulgaria AD-Sofia	1.00	197,525,600	1.3300	262,709,048.00
4F6	Fazerles AD-Silistra	1.00	515,000	17.6000	9,064,000.00
4F8	Formoplast AD-Kardzhali	1.00	3,798,905	5.7000	21,653,758.50
GTH	Galata Investment Company AD-Varna	1.00	68,571,234	1.9800	135,771,043.32
GR6	Gradus AD-Stara Zagora	1.00	243,608,710	1.4700	358,104,803.70
58E	Himsnab Bulgaria AD-Sofia	1.00	2,494,631	49.0000	122,236,919.00
6N3	Holding Nov Vek AD-Sofia	1.00	5,610,437	17.3000	97,060,560.10
4HS	Holding Sveta Sofia AD-Sofia	1.00	9,940,391	3.8600	38,369,909.26
5V2	Holding Varna AD-Varna	1.00	6,485,897	39.8000	258,138,700.60
4HE	Hydraulic Elements and Systems AD-Yambol	1.00	18,193,752	3.5200	64,042,007.04
4I8	Industrial Capital Holding AD-Sofia	1.00	15,864,544	1.5300	24,272,752.32
4ID	Industrial Holding Bulgaria PLC-Sofia	1.00	107,400,643	0.7600	81,624,488.68
6R1	Industry Development Holding JSC-Sofia	1.00	9,980,925	2.3600	23,554,983.00
4IN	Investor.BG AD-Sofia	1.00	4,782,362	17.6000	84,169,571.20
4L4	Lavena AD-Shumen	1.00	9,919,410	3.9000	38,685,699.00
5MH	M+S Hydraulic AD-Kazanlak	1.00	39,445,200	6.2500	246,532,500.00
178B	Neo London Capital PLC-Sofia	100.00	99,950	155.0000	15,492,250.00
3NB	Neochim AD-Dimitrovgrad	1.00	2,654,358	28.8000	76,445,510.40
5ODE	Odessos Shiprepair Yard AD-Varna	1.00	586,642	71.0000	41,651,582.00
4O1	Oil and Gas Exploration and Production AD-Sofia	1.00	12,228,062	5.4000	66,031,534.80
5PET	Petrol AD-Sofia	4.00	27,312,403	0.3000	8,193,720.90
P2B	Port Flot-Burgas AD-Burgas	1.00	10,000,000	4.0600	40,600,000.00
RGL	Regala Invest AD-Varna	1.00	18,428,734	2.8600	52,706,179.24
6R2	Rodna Zemlya Holding AD-Dobrich	1.00	56,010,597	2.3200	129,944,585.04



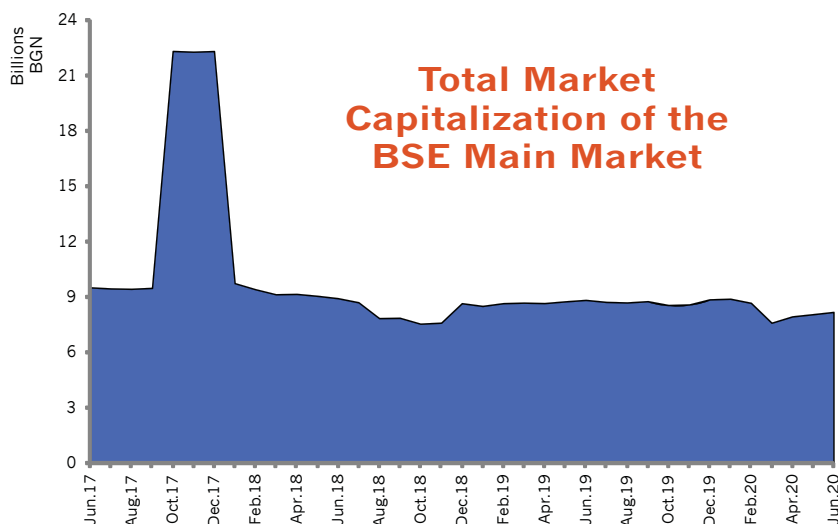
# Capitalisation by Issues

June  
2020

Issue	Issuer	Nominal (BGN)	Amount (Shares)	Closing price (BGN)	Capitalisation (BGN)
6S4	Severcoop Gamza Holding AD-Sofia	2.00	5,347,798	3.5000	18,717,293.00
6S5	Sila Holding AD-Sofia	1.00	36,852,997	2.2200	81,813,653.34
6SOP	Sofia Commerce-Pawn Brokerage AD-Sofia	1.00	201,154	6.3500	1,277,327.90
6SOA	Sofia Commerce-Pawn Brokerage AD-Sofia	1.00	2,172,315	5.9000	12,816,658.50
SO5	Sopharma Trading AD-Sofia	1.00	34,276,050	5.5500	190,232,077.50
OSP	Speedy AD-Sofia	1.00	5,377,619	53.5000	287,702,616.50
3NJ	SS Konstantine And Elena Holding AD-Varna	1.00	2,309,561	19.1000	44,112,615.10
5SR	Stara Planina Hold AD-Sofia	1.00	21,000,000	4.5000	94,500,000.00
6S7	Synergon Holding AD-Sofia	1.00	18,358,849	0.7950	14,595,284.96
EHN	Synthetica AD-Sofia	1.00	3,000,000	43.4000	130,200,000.00
7TH	Tchaikapharma High Quality Medicines AD-Sofia	1.00	82,200,000	12.5000	1,027,500,000.00
TBS	Telelink Business Services Group AD-Sofia	1.00	12,500,000	7.6000	95,000,000.00
3TV	Toplivo AD-Sofia	1.00	5,416,829	2.2400	12,133,696.96
T57	Trace Group Hold AD-Sofia	1.00	24,200,000	3.5800	86,636,000.00
1VX	Velgraf Asset Management AD-Sofia	1.00	68,979,758	4.0000	275,919,032.00
4PX	Yuri Gagarin PLC-Plovdiv	1.00	1,003,904	4.2600	4,276,631.04
T43	Zarneni Hrani Bulgaria AD-Sofia	1.00	195,660,287	0.1440	28,175,081.33
3ZL	Zlatni Pyasatsi AD-Varna	1.00	6,493,577	1.7000	11,039,080.90

## Special Purpose Vehicles Segment

Issue	Issuer	Nominal (BGN)	Amount (Shares)	Closing price (BGN)	Capitalisation (BGN)
5AX	Aktiv Properties REIT-Plovdiv	9.00	2,192,011	8.1500	17,864,889.65
5BD	Bulland Investments REIT-Sofia	1.00	15,008,125	1.0400	15,608,450.00
5BU	Bulgarian Real Estate Fund REIT-Sofia	1.00	34,641,925	1.8200	63,048,303.50
5CQ	Capital Management SPV-Sofia	1.00	1,758,296	65.0000	114,289,240.00
5EX	Exclusive Property REIT-Sofia	1.00	9,452,340	1.1300	10,681,144.20
5H4	Balkan and Sea Properties REIT-Varna	1.00	6,925,156	17.3000	119,805,198.80
6A6	Advance Terrafund REIT-Sofia	1.00	85,110,091	1.8500	157,453,668.35
6F3	FairPlay Properties REIT-Sofia	1.00	33,145,400	0.2580	8,551,513.20
6S6	Sopharma Properties REIT-Sofia	1.00	21,415,928	5.7000	122,070,789.60
6SB	Super Borovetz Property Fund REIT-Varna	1.00	23,379,995	2.5600	59,852,787.20
9BH	Bulgarian Receivables Fund SPE-Sofia	1.00	1,500,000	1.0200	1,530,000.00
BPY	Bravo Property Fund REIT-Sofia	1.00	36,700,000	1.0600	38,902,000.00
CRF	Compass Receivables Fund SPV-Sofia	1.00	1,500,000		
E7P	Expat Beta REIT-Sofia	1.00	5,143,190	1.0400	5,348,917.60
FAW	Finance Assistance Management SPV-Sofia	1.00	650,000		
RPR	Roi Property Fund REIT-Sofia	1.00	6,162,500	6.3000	38,823,750.00



# Trade by Issues

June  
2020

## Premium Equities Segment

Issue	Issuer	Trades	Volume (lots)	Turnover (BGN)	Trading currency	Weighted & Corrected Values			Closing price	As from
						Average price	Min. price	Max. price		
3JR	Sopharma AD-Sofia	559	850,878	2,701,834.03	BGN	3.1260	2.9138	3.2081	3.2000	30.06.2020
4CF	CB Central Cooperative Bank AD-Sofia	104	102,361	108,585.05	BGN	1.0610	1.0400	1.1199	1.0400	26.06.2020
4KX	Korado Bulgaria AD-Strazhitsa	32	1,148	6,503.45	BGN	5.6250	5.4600	5.7333	5.7000	25.06.2020
5F4	CB First Investment Bank AD-Sofia	577	624,615	1,658,881.16	BGN	2.6560	2.5570	2.8006	2.5400	30.06.2020
5MB	Monbat AD-Sofia	372	135,789	453,392.86	BGN	3.3390	2.9893	3.4924	3.1000	30.06.2020
6C4	Chimimport AD-Sofia	313	384,203	406,382.68	BGN	1.0580	1.0291	1.1400	1.0500	30.06.2020
SKK	Sirma Group Holding JSC-Sofia	50	74,381	30,435.53	BGN	0.4090	0.4000	0.4245	0.4000	30.06.2020

## Standard Equities Segment

Issue	Issuer	Trades	Volume (lots)	Turnover (BGN)	Trading currency	Weighted & Corrected Values			Closing price	As from
						Average price	Min. price	Max. price		
0EA	Elana Agrocredit AD-Sofia	150	127,855	131,928.90	BGN	1.0040	0.9947	1.0285	1.0000	30.06.2020
0SP	Speedy AD-Sofia	50	1,045	54,990.00	BGN	52.6220	52.0000	53.5000	53.5000	30.06.2020
11C	Eleven Capital AD-Sofia	8	1,140	7,029.20	BGN	6.1660	6.1000	6.5000	6.2000	26.06.2020
178B	Neo London Capital PLC-Sofia	2	180	27,900.00	BGN	155.0000	155.0000	155.0000	155.0000	11.06.2020
1CZ	CEZ Electro Bulgaria AD-Sofia	10	16	307,400.00	BGN	19,212.5000	18,500.0000	20,480.0000	16,600.0000	30.06.2020
1VX	Velgraf Asset Management AD-Sofia	8	53,200	212,806.40	BGN	4.0000	4.0000	4.0320	4.0000	30.06.2020
3CZ	CEZ Distribution Bulgaria AD-Sofia	42	207	39,244.00	BGN	189.5850	184.0000	195.1667	190.0000	26.06.2020
3NB	Neochim AD-Dimitrovgrad	51	6,075	160,787.40	BGN	26.4670	25.1740	28.1286	28.8000	25.06.2020
3NJ	SS Konstantine And Elena Holding AD-Varna	10	487	10,440.60	BGN	21.4390	20.6000	21.7769	19.1000	26.06.2020
3TV	Toplivo AD-Sofia	3	4,227	9,216.78	BGN	2.1800	2.1800	2.2400	2.2400	25.06.2020
4EH	Eurohold Bulgaria AD-Sofia	75	240,773	316,994.39	BGN	1.3170	1.1900	1.3446	1.3300	30.06.2020
4F6	Fazerles AD-Silistra	1	5	88.00	BGN	17.6000	17.6000	17.6000	17.6000	10.06.2020
4F8	Formoplast AD-Kardzhali	10	54,160	306,025.50	BGN	5.6500	5.6500	5.7000	5.7000	30.06.2020
4HE	Hydraulic Elements and Systems AD-Yambol	18	2,355	8,576.04	BGN	3.6420	3.5300	3.8000	3.5200	30.06.2020
4HS	Holding Sveta Sofia AD-Sofia	26	2,621	9,791.32	BGN	3.7360	3.6000	3.8000	3.8600	30.06.2020
4I8	Industrial Capital Holding AD-Sofia	69	751,280	983,023.14	BGN	1.3080	1.3025	1.6197	1.5300	25.06.2020
4ID	Industrial Holding Bulgaria PLC-Sofia	22	16,072	12,573.37	BGN	0.7820	0.7600	0.8135	0.7600	30.06.2020
4IN	Investor.BG AD-Sofia	2	30	524.00	BGN	17.4670	17.4000	17.6000	17.6000	23.06.2020
4L4	Lavena AD-Shumen	1	18	70.20	BGN	3.9000	3.9000	3.9000	3.9000	25.06.2020
4O1	Oil and Gas Exploration and Production AD-Sofia	5	1,000	5,909.25	BGN	5.9090	5.4000	5.9500	5.4000	25.06.2020
4PX	Yuri Gagarin PLC-Plovdiv	8	255	1,087.48	BGN	4.2650	4.2393	4.3400	4.2600	25.06.2020
52E	Elhim Iskra AD-Pazardzhik	6	1,065	675.08	BGN	0.6340	0.6139	0.6600	0.6800	25.06.2020
57E	EMKA AD-Sevlievo	11	1,843	3,891.50	BGN	2.1110	2.0000	2.2000	1.8000	25.06.2020
58E	Himsnab Bulgaria AD-Sofia	5	20,500	1,004,500.00	BGN	49.0000	49.0000	49.0000	49.0000	17.06.2020
5BN	CB Bulgarian American Credit Bank AD-Sofia	8	1,032	6,485.00	BGN	6.2840	5.5200	6.7500	6.7500	26.06.2020
5BP	Billboard AD-Sofia	14	13,807	3,747.37	BGN	0.2710	0.2400	0.2960	0.2820	25.06.2020
5BR	Bulgarian River Shipping AD-Ruse	15	14,415	6,462.00	BGN	0.4480	0.4300	0.4500	0.4300	25.06.2020
5CP	CB Texim Bank AD-Sofia	4	464	1,258.88	BGN	2.7130	2.6167	2.8000	2.8000	19.06.2020
5DOV	Doverie United Holding PLC-Sofia	255	419,458	1,401,269.25	BGN	3.3410	3.1145	3.6256	3.1600	30.06.2020
5EO	Etropal AD-Etropole	13	1,050	6,025.00	BGN	5.7380	5.7000	5.8000	5.8000	30.06.2020
5MH	M+S Hydraulic AD-Kazanlak	19	6,641	40,028.10	BGN	6.0270	5.5000	7.5833	6.2500	25.06.2020
5ODE	Odosos Shiprepair Yard AD-Varna	9	128	9,300.50	BGN	72.6600	68.5000	73.3043	71.0000	30.06.2020
5PET	Petrol AD-Sofia	11	2,634	761.82	BGN	0.2890	0.2726	0.4980	0.3000	25.06.2020
5SR	Stara Planina Hold AD-Sofia	59	23,432	114,453.90	BGN	4.8750	4.5000	5.0126	4.5000	30.06.2020
5V2	Holding Varna AD-Varna	53	41,838	1,647,960.40	BGN	39.3890	37.7280	39.4000	39.8000	30.06.2020
6AB	Albena AD-Albena	39	2,823	83,108.80	BGN	29.4400	29.0000	30.0000	29.8000	30.06.2020
6AM	Alcomet AD-Shumen	115	22,846	131,547.75	BGN	5.7580	5.3500	6.0000	5.5000	29.06.2020
6N3	Holding Nov Vek AD-Sofia	13	69,804	1,203,907.10	BGN	17.2470	17.0000	17.4000	17.3000	30.06.2020
6R1	Industry Development Holding JSC-Sofia	3	75	177.50	BGN	2.3670	2.3600	2.3700	2.3600	25.06.2020
6R2	Rodna Zemya Holding AD-Dobrich	5	15,100	35,032.00	BGN	2.3200	2.3200	2.3200	2.3200	30.06.2020
6S4	Severcoop Gamza Holding AD-Sofia	16	420	1,530.00	BGN	3.6430	3.5000	3.7333	3.5000	30.06.2020
6S5	Sila Holding AD-Sofia	2	38,000	84,360.00	BGN	2.2200	2.2200	2.2200	2.2200	11.06.2020



# Trade by Issues

June  
2020

Issue	Issuer	Trades	Volume (lots)	Turnover (BGN)	Trading currency	Weighted & Corrected Values			Closing price	As from
						Average price	Min. price	Max. price		
6S7	Synergon Holding AD-Sofia	8	7,961	5,732.03	BGN	0.7200	0.6900	0.7950	0.7950	26.06.2020
6SOA	Sofia Commerce-Pawn Brokerage AD-Sofia	37	72,618	414,671.25	BGN	5.7100	5.5500	5.9000	5.9000	26.06.2020
6SOP	Sofia Commerce-Pawn Brokerage AD-Sofia	12	8,065	50,866.35	BGN	6.3070	6.3000	6.7500	6.3500	25.06.2020
7TH	Tchaikapharma High Quality Medicines AD-Sofia	83	7,962	97,776.70	BGN	12.2800	12.0000	12.5000	12.5000	30.06.2020
A4L	Allterco AD-Sofia	103	27,058	104,677.66	BGN	3.8690	3.7323	3.9487	3.7800	30.06.2020
A72	Agria Group Holding AD-Varna	61	35,608	179,639.72	BGN	5.0450	4.7756	5.2500	4.7600	29.06.2020
A00	BG Agro AD-Varna	3	1,547	1,796.39	BGN	1.1610	1.1000	1.2700	1.1000	29.06.2020
BSO	Bulgarian Stock Exchange-Sofia	41	13,490	61,396.14	BGN	4.5510	4.2562	4.7000	4.5000	30.06.2020
EHN	Synthetica AD-Sofia	11	355	15,387.00	BGN	43.3440	43.2000	43.6000	43.4000	23.06.2020
GR6	Gradus AD-Stara Zagora	94	51,734	75,982.77	BGN	1.4510	1.4180	1.4800	1.4700	30.06.2020
GTH	Galata Investment Company AD-Varna	1	150	297.00	BGN	1.9800	1.9800	1.9800	1.9800	29.06.2020
P2B	Port Flot-Burgas AD-Burgas	5	10,030	40,721.80	BGN	4.0600	4.0600	4.0600	4.0600	18.06.2020
RGL	Regala Invest AD-Varna	1	35	100.10	BGN	2.8600	2.8600	2.8600	2.8600	19.06.2020
SO5	Sopharma Trading AD-Sofia	252	138,582	788,602.50	BGN	5.5590	5.1490	5.6500	5.5500	30.06.2020
T43	Zarneni Hrani Bulgaria AD-Sofia	33	74,430	11,229.28	BGN	0.1510	0.1440	0.1600	0.1440	29.06.2020
T57	Trace Group Hold AD-Sofia	129	61,544	223,079.76	BGN	3.6250	3.4740	3.7894	3.5800	30.06.2020
TBS	Telelink Business Services Group AD-Sofia	337	992,859	7,546,595.25	BGN	7.6010	7.6000	7.7903	7.6000	30.06.2020

## Special Purpose Vehicles Segment

Issue	Issuer	Trades	Volume (lots)	Turnover (BGN)	Trading currency	Weighted & Corrected Values			Closing price	As from
						Average price	Min. price	Max. price		
5AX	Aktiv Properties REIT-Plovdiv	13	1,987	17,074.55	BGN	8.5930	8.2221	8.9500	8.1500	30.06.2020
5BD	Bulland Investments REIT-Sofia	4	257	273.79	BGN	1.0650	1.0400	1.0700	1.0400	29.06.2020
5BU	Bulgarian Real Estate Fund REIT-Sofia	127	258,179	469,218.08	BGN	1.8170	1.8016	1.8554	1.8200	30.06.2020
5CQ	Capital Management SPV-Sofia	5	1,740	113,100.00	BGN	65.0000	65.0000	65.0000	65.0000	09.06.2020
5EX	Exclusive Property REIT-Sofia	8	2,100	2,321.00	BGN	1.1050	1.0000	1.2000	1.1300	25.06.2020
5H4	Balkan and Sea Properties REIT-Varna	9	12,005	207,211.00	BGN	17.2600	17.2000	17.2997	17.3000	25.06.2020
6A6	Advance Terrafund REIT-Sofia	255	150,718	282,409.59	BGN	1.8740	1.8426	1.9100	1.8500	30.06.2020
6F3	FairPlay Properties REIT-Sofia	12	12,999	4,028.47	BGN	0.3100	0.2700	0.3600	0.2580	30.06.2020
6S6	Sopharma Properties REIT-Sofia	125	71,592	425,171.80	BGN	5.6580	5.5684	5.7112	5.7000	30.06.2020
6SB	Super Borovetz Property Fund REIT-Varna	12	116,525	298,768.00	BGN	2.5640	2.5600	2.5800	2.5600	09.06.2020
BPY	Bravo Property Fund REIT-Sofia	10	319,417	338,605.90	BGN	1.0600	1.0600	1.0800	1.0600	29.06.2020
E7P	Expat Beta REIT-Sofia	3	28	28.14	BGN	1.0050	0.9500	1.0400	1.0400	29.06.2020
RPR	Roi Property Fund REIT-Sofia	1	50	315.00	BGN	6.3000	6.3000	6.3000	6.3000	01.06.2020

## Bonds Segment

Issue	Issuer	Trades	Volume (lots)	Turnover (BGN)	Trading currency	Clean Prices (% of nominal)			Closing price	As from
						Average price	Min. price	Max. price		
0EA2	Elana Agrocredit AD-Sofia	1	2	2,325.75	EUR	98.5000	98.5000	98.5000	98.5000	18.06.2020
0FDC	Finance Direct AD-Sofia	2	25	24,017.61	EUR	97.5000	97.5000	97.5000	97.5000	03.06.2020
0FDD	Finance Direct AD-Sofia	3	35	68,202.99	EUR	97.5000	97.5000	97.5000	97.5000	03.06.2020
229F	Elana Financial Holding AD-Sofia	2	60	114,087.67	EUR	96.5800	95.0000	98.1500	98.1500	25.06.2020
5BDA	Bulland Investments REIT-Sofia	1	70	71,326.37	BGN	100.0000	100.0000	100.0000	100.0000	08.06.2020
5MBA	Monbat AD-Sofia	1	5	8,441.36	EUR	85.0000	85.0000	85.0000	85.0000	25.06.2020
6SBA	Super Borovetz Property Fund REIT-Varna	1	490	970,339.73	EUR	101.2500	101.2500	101.2500	101.2500	12.06.2020
8AVA	Asterion Bulgaria AD-Sofia	1	1	1,118.48	EUR	100.0000	100.0000	100.0000	100.0000	15.06.2020
B2GA	Bulgarian Airways Group EAD-Sofia	2	120	122,042.36	BGN	100.0200	100.0200	100.0200	100.0200	12.06.2020
BOHB	BGI Group AD-Sofia	1	4	3,940.44	BGN	98.5000	98.5000	98.5000	98.5000	02.06.2020
ITFA	ITF Group AD-Sofia	13	420	425,047.27	BGN	100.4800	100.0000	102.4096	102.5000	30.06.2020

## Compensatory Instruments Segment

Issue	Issuer	Trades	Volume (lots)	Turnover (BGN)	Trading currency	Weighted Values			Closing price	As from
						Average price	Min. price	Max. price		
BLKB	Housing compensation notes under the CONP Act	2	1,100	217.00	BGN	0.1970	0.1850	0.2000	0.2000	25.06.2020
BLKC	Registered compensation vouchers under the OUFL Act and RLFLFF Act	53	175,757	139,092.67	BGN	0.7910	0.7530	0.8300	0.7700	29.06.2020
BLKD	Compensation notes under the CONP Act	8	82,650	16,934.50	BGN	0.2050	0.1923	0.2100	0.1900	30.06.2020

## Exchange Traded Products Segment

Issue	Issuer	Trades	Volume (lots)	Turnover (BGN)	Trading currency	Weighted Values			Closing price	As from
						Average price	Min. price	Max. price		
6F3N	FairPlay Properties REIT-Sofia	1	100,000	100.00	BGN	0.0010	0.0010	0.0010	0.0010	08.06.2020
BGX	Expat Bulgaria SOFIX UCITS ETF	33	106,589	83,547.60	BGN	0.7840	0.7684	0.8060	0.7700	26.06.2020
BGXS	Expat Bulgaria Short SOFIX	2	1,560	1,800.24	BGN	1.1540	1.1540	1.1540	1.1570	05.06.2020
MKK1	Expat Macedonia MBI10 UCITS ETF	1	90	237.11	EUR	1.3470	1.3470	1.3470	1.3470	23.06.2020

## Subscription Rights Segment

Issue	Issuer	Trades	Volume (lots)	Turnover (BGN)	Trading currency	Weighted Values			Closing price	As from
						Average price	Min. price	Max. price		
5F41	CB First Investment Bank AD-Sofia	10	110,346,597	110,512.62	BGN	0.0010	0.0010	0.0015	0.0010	10.06.2020

**Government Securities Segment (No trades in the reported period)**

**IPO Segment (No trades in the reported period)**

**Privatisation Segment (No trades in the reported period)**

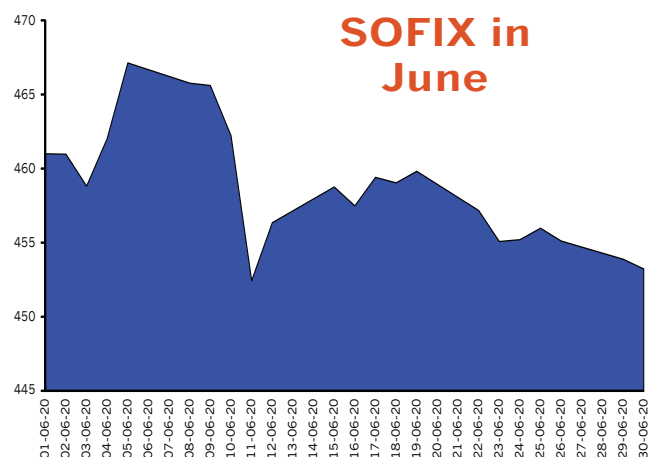
## Total trading statistics on a regulated market with indices components

Index	Volume Traded		Value Traded		Trades	
	Total volume (lots)	% of total volume	Total turnover (BGN)	% of total turnover	All trades #	% of all trades
SOFIX	3,196,596	48.54%	9,588,008.93	37.55%	2,998	59.39%
BGBX 40	4,880,842	74.12%	13,917,179.73	54.50%	4,441	87.98%
BG REIT	539,490	8.19%	1,276,259.82	5.00%	420	8.32%
BG TR30	4,640,682	70.47%	14,039,571.00	54.98%	3,836	75.99%
CGIX *	1,404,403	21.33%	3,725,191.33	14.59%	1,378	27.30%

## Market capitalisation of indices components

Index	Total (BGN)	% of total capitalization
SOFIX	2,698,074,643.42	32.84%
BGBX 40	6,085,856,550.06	74.08%
BG REIT	509,200,177.30	6.20%
BG TR30	4,977,593,042.35	60.59%
CGIX *	1,117,529,470.43	13.60%

\* CGIX is an index of the National Corporate Governance Commission, which is just computed and promoted by BSE as from September 19, 2011.

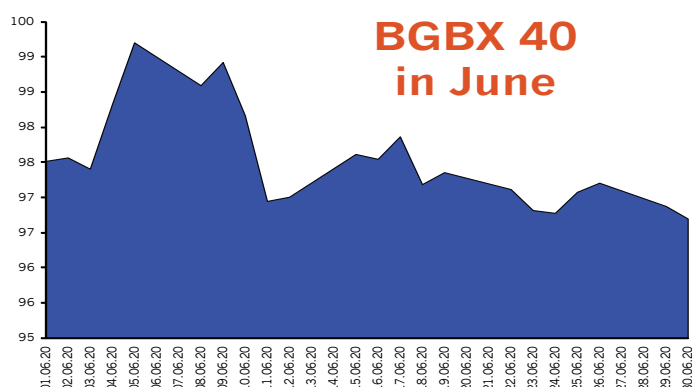


## SOFIX Components

Issuer	Min. price	Max. price	Volume (lots)	Trades	Turnover (BGN)
Advance Terrafund REIT-Sofia	1.8200	1.9100	150,718	255	282,409.59
Albena AD-Albena	28.6000	30.0000	2,823	39	83,108.80
Gradus AD-Stara Zagora	1.4200	1.5000	51,734	94	75,982.77
Doverie United Holding PLC-Sofia	3.0800	3.6800	419,458	255	1,401,269.25
Elana Agrocredit AD-Sofia	0.9900	1.0800	127,855	150	131,928.90
Industrial Holding Bulgaria PLC-Sofia	0.7600	0.8300	16,072	22	12,573.37
Monbat AD-Sofia	2.9400	3.5800	135,789	372	453,392.86
M+S Hydraulic AD-Kazanlak	5.5000	9.0000	6,641	19	40,028.10
Sopharma AD-Sofia	2.9000	3.3000	850,878	559	2,701,834.03
Stara Planina Hold AD-Sofia	4.5000	5.1000	23,432	59	114,453.90
CB First Investment Bank AD-Sofia	2.5000	2.9400	624,615	577	1,658,881.16
CB Central Cooperative Bank AD-Sofia	1.0300	1.1500	102,361	104	108,585.05
Bulgarian Real Estate Fund REIT-Sofia	1.8000	1.8700	258,179	127	469,218.08
Chimimport AD-Sofia	1.0100	1.1500	384,203	313	406,382.68
Holding Varna AD-Varna	37.2000	39.8000	41,838	53	1,647,960.40

## BGBX 40 Components

Issuer	Min. price	Max. price	Volume (lots)	Trades	Turnover (BGN)
Agria Group Holding AD-Varna	4.7600	5.5000	35,608	61	179,639.72
Advance Terrafund REIT-Sofia	1.8200	1.9100	150,718	255	282,409.59
Aktiv Properties REIT-Plovdiv	8.1500	8.9500	1,987	13	17,074.55
Albena AD-Albena	28.6000	30.0000	2,823	39	83,108.80
Alcomet AD-Shumen	5.3500	6.0000	22,846	115	131,547.75
Allterco AD-Sofia	3.6800	4.0000	27,058	103	104,677.66
Bulgarian Stock Exchange-Sofia	4.1600	4.7000	13,490	41	61,396.14
Velgraf Asset Management AD-Sofia	4.0000	4.4000	53,200	8	212,806.40
Gradus AD-Stara Zagora	1.4200	1.5000	51,734	94	75,982.77
Doverie United Holding PLC-Sofia	3.0800	3.6800	419,458	255	1,401,269.25
Eurohold Bulgaria AD-Sofia	1.1300	1.3500	240,773	75	316,994.39
Elana Agrocredit AD-Sofia	0.9900	1.0800	127,855	150	131,928.90
Zarneni Hrani Bulgaria AD-Sofia	0.1360	0.1600	74,430	33	11,229.28
Industrial Capital Holding AD-Sofia	1.3000	1.6500	751,280	69	983,023.14
Industrial Holding Bulgaria PLC-Sofia	0.7600	0.8300	16,072	22	12,573.37
Odessos Shiprepair Yard AD-Varna	68.5000	75.0000	128	9	9,300.50
Korado Bulgaria AD-Strazhitsa	5.6000	6.0000	1,148	32	6,503.45
Monbat AD-Sofia	2.9400	3.5800	135,789	372	453,392.86
M+S Hydraulic AD-Kazanlak	5.5000	9.0000	6,641	19	40,028.10
Neochim AD-Dimitrovgrad	24.0000	28.8000	6,075	51	160,787.40
Rodna Zemya Holding AD-Dobrich	2.3200	2.3200	15,100	5	35,032.00
Synergon Holding AD-Sofia	0.6900	0.7950	7,961	8	5,732.03
Sirma Group Holding JSC-Sofia	0.4000	0.4320	74,381	50	30,435.53
Sopharma AD-Sofia	2.9000	3.3000	850,878	559	2,701,834.03
Sopharma Properties REIT-Sofia	5.6000	6.0000	71,592	125	425,171.80
Sopharma Trading AD-Sofia	5.3500	5.9500	138,582	252	788,602.50
Sofia Commerce-Pawn Brokerage AD-Sofia	5.5000	5.9000	72,618	37	414,671.25
Speedy AD-Sofia	52.0000	53.5000	1,045	50	54,990.00
Stara Planina Hold AD-Sofia	4.5000	5.1000	23,432	59	114,453.90
CB First Investment Bank AD-Sofia	2.5000	2.9400	624,615	577	1,658,881.16
CB Central Cooperative Bank AD-Sofia	1.0300	1.1500	102,361	104	108,585.05
Trace Group Hold AD-Sofia	3.4200	3.8800	61,544	129	223,079.76
Bulgarian Real Estate Fund REIT-Sofia	1.8000	1.8700	258,179	127	469,218.08
Hydraulic Elements and Systems AD-Yambol	3.5200	3.8000	2,355	18	8,576.04
Chimimport AD-Sofia	1.0100	1.1500	384,203	313	406,382.68
Holding Varna AD-Varna	37.2000	39.8000	41,838	53	1,647,960.40
Holding Sveta Sofia AD-Sofia	3.6000	3.9000	2,621	26	9,791.32
Tchaikapharma High Quality Medicines AD-Sofia	12.0000	12.5000	7,962	83	97,776.70
CEZ Distribution Bulgaria AD-Sofia	184.0000	198.0000	207	42	39,244.00
Yuri Gagarin PLC-Plovdiv	4.2200	4.3400	255	8	1,087.48



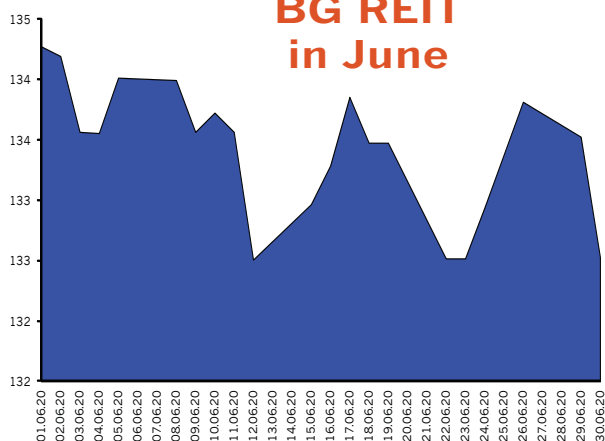
## BG REIT Components

Issuer	Min. price	Max. price	Volume (lots)	Trades	Turnover (BGN)
Advance Terrafund REIT-Sofia	1.8200	1.9100	150,718	255	282,409.59
Aktiv Properties REIT-Plovdiv	8.1500	8.9500	1,987	13	17,074.55
Balkan and Sea Properties REIT-Varna	17.2000	17.3000	12,005	9	207,211.00
Roi Property Fund REIT-Sofia	6.3000	6.3000	50	1	315.00
Super Borovetz Property Fund REIT-Varna	2.5600	2.5800	116,525	12	298,768.00
Bulgarian Real Estate Fund REIT-Sofia	1.8000	1.8700	258,179	127	469,218.08
CCB Real Estate Fund REIT-Sofia	48.6000	48.6000	26	3	1,263.60

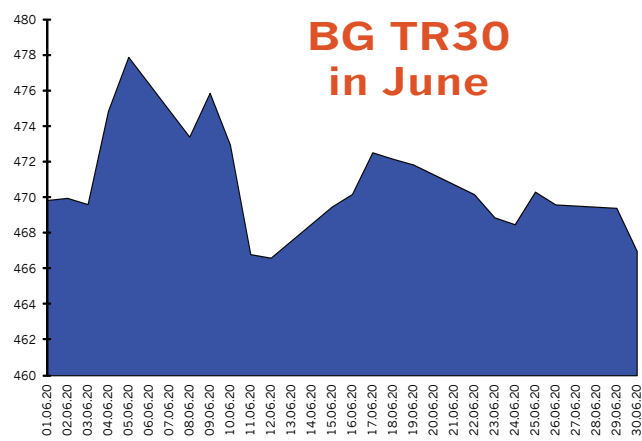
## BG TR30 Components

Issuer	Min. price	Max. price	Volume (lots)	Trades	Turnover (BGN)
Advance Terrafund REIT-Sofia	1.8200	1.9100	150,718	255	282,409.59
Aktiv Properties REIT-Plovdiv	8.1500	8.9500	1,987	13	17,074.55
Albena AD-Albena	28.6000	30.0000	2,823	39	83,108.80
Balkan and Sea Properties REIT-Varna	17.2000	17.3000	12,005	9	207,211.00
Velgraf Asset Management AD-Sofia	4.0000	4.4000	53,200	8	212,806.40
Gradus AD-Stara Zagora	1.4200	1.5000	51,734	94	75,982.77
Doverie United Holding PLC-Sofia	3.0800	3.6800	419,458	255	1,401,269.25
Eurohold Bulgaria AD-Sofia	1.1300	1.3500	240,773	75	316,994.39
Elana Agrocredit AD-Sofia	0.9900	1.0800	127,855	150	131,928.90
Galata Investment Company AD-Varna	1.9800	1.9800	150	1	297.00
Industrial Capital Holding AD-Sofia	1.3000	1.6500	751,280	69	983,023.14
Industrial Holding Bulgaria PLC-Sofia	0.7600	0.8300	16,072	22	12,573.37
Capital Management SPV-Sofia	65.0000	65.0000	1,740	5	113,100.00
M+S Hydraulic AD-Kazanlak	5.5000	9.0000	6,641	19	40,028.10
Monbat AD-Sofia	2.9400	3.5800	135,789	372	453,392.86
Rodna Zemya Holding AD-Dobrich	2.3200	2.3200	15,100	5	35,032.00
Sirma Group Holding JSC-Sofia	0.4000	0.4320	74,381	50	30,435.53
Sopharma AD-Sofia	2.9000	3.3000	850,878	559	2,701,834.03
Sopharma Properties REIT-Sofia	5.6000	6.0000	71,592	125	425,171.80
Sopharma Trading AD-Sofia	5.3500	5.9500	138,582	252	788,602.50
Speedy AD-Sofia	52.0000	53.5000	1,045	50	54,990.00
Stara Planina Hold AD-Sofia	4.5000	5.1000	23,432	59	114,453.90
CB First Investment Bank AD-Sofia	2.5000	2.9400	624,615	577	1,658,881.16
CB Central Cooperative Bank AD-Sofia	1.0300	1.1500	102,361	104	108,585.05
Trace Group Hold AD-Sofia	3.4200	3.8800	61,544	129	223,079.76
Bulgarian Real Estate Fund REIT-Sofia	1.8000	1.8700	258,179	127	469,218.08
Chimimport AD-Sofia	1.0100	1.1500	384,203	313	406,382.68
Himsnab Bulgaria AD-Sofia	49.0000	49.0000	20,500	5	1,004,500.00
Holding Varna AD-Varna	37.2000	39.8000	41,838	53	1,647,960.40
CEZ Distribution Bulgaria AD-Sofia	184.0000	198.0000	207	42	39,244.00

### BG REIT in June



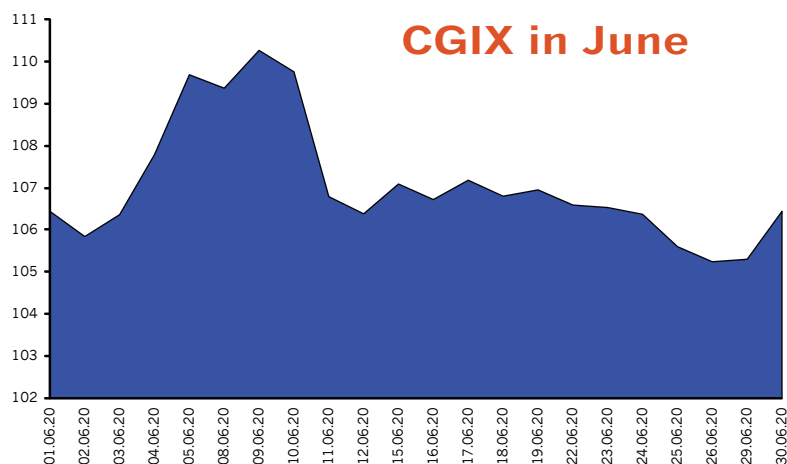
### BG TR30 in June



## Corporate Governance Index CGIX

### CGIX Components

Issuer	Min. price	Max. price	Volume (lots)	Trades	Turnover (BGN)
Albena AD-Albena	28.6000	30.0000	2,823	39	83,108.80
Bulgarian Stock Exchange-Sofia	4.1600	4.7000	13,490	41	61,396.14
Industrial Holding Bulgaria PLC-Sofia	0.7600	0.8300	16,072	22	12,573.37
Korado Bulgaria AD-Strazhitsa	5.6000	6.0000	1,148	32	6,503.45
Monbat AD-Sofia	2.9400	3.5800	135,789	372	453,392.86
Sopharma AD-Sofia	2.9000	3.3000	850,878	559	2,701,834.03
Chimimport AD-Sofia	1.0100	1.1500	384,203	313	406,382.68



CGIX is the index of the companies enjoying good corporate governance as selected by the National Corporate Governance Commission.

The starting date of calculation of the CGIX is September 19, 2011.

CGIX is an index of the National Corporate Governance Commission but is currently computed and promoted by BSE.

The Rules on calculating the Corporate Governance Index (CGIX) are available in Bulgarian at [http://download.bse-sofia.bg/others/CGIX\\_Index\\_Rules\\_BG.pdf](http://download.bse-sofia.bg/others/CGIX_Index_Rules_BG.pdf)



### Premium Equities Segment\* (based on non-consolidated reports\*\*)

Issue	Issuer	P / E	P / S	P / B	P / EBIT	ROA	EBIT / Total Asts.	ROE	EBIT / Equity	Current Ratio	Debt / Equity	Assets Turnover
4CF	CB Central Cooperative Bank AD-Sofia	3.66	0.74	0.23		0.01		0.06			0.91	
5F4	CB First Investment Bank AD-Sofia	2.34	0.67	0.30		0.01		0.13			0.91	
6C4	Chimimport AD-Sofia	6.88	4.33	0.20	5.84	0.02	0.03	0.03	0.03	2.58	0.17	0.04
4KX	Korado Bulgaria AD-Strazhitsa	18.32	1.79	3.38	13.05	0.13	0.15	0.19	0.21	4.44	0.26	1.37
5MB	Monbat AD-Sofia	16.88	0.41	0.72	6.23	0.02	0.03	0.04	0.08	1.40	0.55	0.79
SKK	Sirma Group Holding JSC-Sofia	12.48	4.37	0.33	7.71	0.02	0.02	0.03	0.03	1.16	0.22	0.06
3JR	Sopharma AD-Sofia	11.02	1.59	0.75	6.56	0.05	0.06	0.07	0.08	1.46	0.24	0.37

### Premium Equities Segment\* (based on consolidated reports\*\*)

Issue	Issuer	P / E	P / S	P / B	P / EBIT	ROA	EBIT / Total Asts.	ROE	EBIT / Equity	Current Ratio	Debt / Equity	Assets Turnover
4CF	CB Central Cooperative Bank AD-Sofia	3.56	0.68	0.23		0.01		0.07			0.91	
5F4	CB First Investment Bank AD-Sofia	2.31	0.64	0.29		0.01		0.13			0.91	
6C4	Chimimport AD-Sofia	3.36	0.02	0.17	1.06	0.01	0.01	0.05	0.08	1.13	0.83	1.57
5MB	Monbat AD-Sofia	9.03	0.36	0.56	3.37	0.03	0.04	0.06	0.08	1.53	0.53	0.73
SKK	Sirma Group Holding JSC-Sofia	6.09	0.40	0.26	2.35	0.03	0.04	0.04	0.05	0.90	0.27	0.41
3JR	Sopharma AD-Sofia	4.84	0.29	0.70	2.93	0.07	0.08	0.16	0.17	1.14	0.52	1.18

### Standard Equities Segment\* (based on non-consolidated reports\*\*)

Issue	Issuer	P / E	P / S	P / B	P / EBIT	ROA	EBIT / Total Asts.	ROE	EBIT / Equity	Current Ratio	Debt / Equity	Assets Turnover
94G	235 Holdings AD-Sofia			23.19						1.57	0.02	
A72	Agria Group Holding AD-Varna	43.30	8.37	0.59	13.16	0.01	0.02	0.01	0.04	0.90	0.58	0.03
6AB	Albena AD-Albena	7.54	1.32	0.26	3.30	0.03	0.03	0.04	0.04	0.47	0.21	0.16
6AM	Alcomet AD-Shumen	23.40	0.28	0.45	4.57	0.01	0.02	0.02	0.03	1.21	0.44	0.92
A4L	Allterco AD-Sofia	12.85	5.94	2.86	11.90	0.18	0.20	0.22	0.24	7.50	0.17	0.40
A00	BG Agro AD-Varna	344.13	54.54	0.87	299.95					10.22		0.02
5BP	Billboard AD-Sofia	10.26	0.50	0.22	2.28	0.01	0.03	0.02	0.04	1.72	0.37	0.28
5BR	Bulgarian River Shipping AD-Ruse	12.42	1.30	0.22	4.81	0.01	0.02	0.02	0.02	0.59	0.18	0.14
BSO	Bulgarian Stock Exchange-Sofia	101.82	8.27	2.80	71.77	0.02	0.02	0.03	0.02	5.86	0.07	0.30
5BN	CB Bulgarian American Credit Bank AD-Sofia	11.69	3.18	0.83		0.01		0.07			0.87	
5CP	CB Texim Bank AD-Sofia	60.86	4.94	2.05				0.03			0.90	
3CZ	CEZ Distribution Bulgaria AD-Sofia	11.26	1.00	0.58	3.06	0.04	0.04	0.05	0.06	0.71	0.33	0.40
1CZ	CEZ Electro Bulgaria AD-Sofia	5.37	0.16	0.64	4.60	0.06	0.07	0.13	0.14	2.01	0.50	2.13
5DOV	Doverie United Holding PLC-Sofia	46.21	12.39	1.78	27.01	0.02	0.03	0.04	0.06	0.42	0.50	0.07
0EA	Elana Agrocredit AD-Sofia	13.07	7.99	0.85	10.11	0.05	0.06	0.07	0.09	6.04	0.27	0.08
11C	Eleven Capital AD-Sofia											
52E	Elhim Iskra AD-Pazardzhik	1221.60	0.51	0.45	8.31					11.31	0.11	0.79
57E	EMKA AD-Sevlievo	12.87	0.48	1.08	7.47	0.08	0.09	0.09	0.10	8.30	0.10	2.11
5EO	Etropal AD-Etropole	3166.67	4.24	5.60	35.49		0.02		0.05	0.90	0.63	0.50
4EH	Eurohold Bulgaria AD-Sofia		26.50	0.83	48.80					0.02	0.46	0.02
4F6	Fazerles AD-Silistra	98.52	0.55	0.42	10.22					27.26	0.05	0.72
4F8	Formoplast AD-Kardzhali		14.11	8.96	153.58					3.21	0.18	0.51
GTH	Galata Investment Company AD-Varna	8485.66	784.80	1.76	5028.54					4.23	0.01	
GR6	Gradus AD-Stara Zagora	30.52	28.80	1.14	30.53	0.04	0.04	0.04	0.04	827.09		0.04
58E	Himsnab Bulgaria AD-Sofia	77.77	111.75	1.41	68.64	0.01	0.02	0.02	0.02	3.00	0.21	0.01
6N3	Holding Nov Vek AD-Sofia	33.12	14.98	1.71	18.97	0.02	0.04	0.06	0.10	4.52	0.47	0.05
4HS	Holding Sveta Sofia AD-Sofia	25.96	7.96	1.02	12.47	0.02	0.03	0.04	0.08	1.48	0.66	0.05
5V2	Holding Varna AD-Varna	144.36	33.95	1.31	47.72	0.01	0.02	0.01	0.02	2.67	0.23	0.03
4HE	Hydraulic Elements and Systems AD	15.08	1.08	1.58	7.94	0.09	0.10	0.11	0.12	2.51	0.19	1.24

\* Ratios are calculated on the base of the last weighted-average price as of the end of the month

\*\* Financial reports data (ttm)

Methodology for Calculation of Financial Ratios is available at [http://download.bse-sofia.bg/pdf/methodology\\_en.pdf](http://download.bse-sofia.bg/pdf/methodology_en.pdf)

# Financial Ratios

June  
2020

Issue	Issuer	P / E	P / S	P / B	P / EBIT	ROA	EBIT / Total Asts.	ROE	EBIT / Equity	Current Ratio	Debt / Equity	Assets Turnover
4I8	Industrial Capital Holding AD-Sofia	15.71	7.38	0.98	15.26	0.06	0.06	0.06	0.06	9.67	0.04	0.12
4ID	Industrial Holding Bulgaria PLC-Sofia	3.40	3.22	0.32	3.33	0.09	0.09	0.10	0.10	2.09	0.05	0.10
6R1	Industry Development Holding JSC-Sofia	8.45	4.35	1.02	4.78	0.05	0.09	0.13	0.23	3.12	0.58	0.10
4IN	Investor.BG AD-Sofia	1294.82	7.49	2.09	300.58					2.08	0.16	0.24
4L4	Lavena AD-Shumen	24.80	1.99	1.78	13.07	0.05	0.06	0.07	0.09	3.76	0.34	0.62
5MH	M+S Hydraulic AD-Kazanlak	19.50	2.23	2.89	11.24	0.13	0.14	0.16	0.17	2.77	0.18	1.10
178B	Neo London Capital PLC-Sofia	6.67		0.90	3.66	0.06	0.11	0.14	0.26	10.24	0.59	
3NB	Neochim AD-Dimitrovgrad		0.30	0.89						1.40	0.30	1.90
5ODE	Odessos Shiprepair Yard AD-Varna	6.03	0.90	0.63	4.39	0.10	0.11	0.11	0.12	3.10	0.08	0.67
4O1	Oil and Gas Exploration and Production AD-Sofia	20.51	2.62	0.71	7.37	0.03	0.03	0.03	0.04	2.11	0.23	0.21
5PET	Petrol AD-Sofia		0.01	0.57	19.34					1.33	0.90	4.21
P2B	Port Flot-Burgas AD-Burgas											
RGL	Regala Invest AD-Varna			2.27						1.85	0.15	
6R2	Rodna Zemya Holding AD-Dobrich	1147.25	11.44	1.66	35.08		0.02		0.04	2.36	0.43	0.06
6S4	Severcoop Gamza Holding AD-Sofia	35.86	5.79	0.81	9.09	0.01	0.04	0.02	0.09	2.21	0.62	0.06
6S5	Sila Holding AD-Sofia	100.26	36.48	1.54	51.23	0.01	0.02	0.02	0.03	4.09	0.35	0.03
6SOA	Sofia Commerce-Pawn Brokerage AD-Sofia	7.96	2.20	1.22	6.99	0.14	0.16	0.16	0.18	10.69	0.10	0.52
SO5	Sopharma Trading AD-Sofia	9.19	0.23	1.81	5.74	0.05	0.06	0.22	0.28	1.11	0.76	2.03
OSP	Speedy AD-Sofia	16.17	1.86	4.18	8.08	0.13	0.15	0.29	0.36	0.91	0.54	1.10
3NJ	SS Konstantine And Elena Holding AD	21.53	5.43	1.24	12.45	0.03	0.05	0.06	0.09	1.54	0.46	0.13
5SR	Stara Planina Hold AD-Sofia	14.79	12.36	2.41	14.79	0.14	0.14	0.16	0.16	0.83	0.13	0.17
6S7	Synergon Holding AD-Sofia		8.30	0.12						0.24	0.31	0.01
EHN	Synthetica AD-Sofia		106.85	8.23						0.69	0.76	0.02
7TH	Tchaikapharma High Quality Medicines AD-Sofia	737.09	28.31	10.43	186.21	0.01	0.02	0.01	0.02	5.60	0.15	0.31
TBS	Telelink Business Services Group AD-Sofia											
3TV	Toplivo AD-Sofia		0.06	0.12						2.08	0.39	1.24
T57	Trace Group Hold AD-Sofia	6.10	0.52	0.75	4.79	0.08	0.09	0.13	0.14	1.67	0.39	0.97
1VX	Velgraf Asset Management AD-Sofia	401.92	36.49	2.40	69.43		0.01	0.01	0.02	1.88	0.26	0.05
4PX	Yuri Gagarin PLC-Plovdiv	2.11	0.04	0.05	0.42	0.01	0.03	0.02	0.04	2.00	0.44	0.75
T43	Zarneni Hrani Bulgaria AD-Sofia	8.57	4.00	0.11	5.99	0.01	0.01	0.01	0.02	0.96	0.17	0.02
3ZL	Zlatni Pyasatsi AD-Varna		1.09	0.11	45.42					4.75	0.05	0.10

## Standard Equities Segment\* (based on consolidated reports\*\*)

Issue	Issuer	P / E	P / S	P / B	P / EBIT	ROA	EBIT / Total Asts.	ROE	EBIT / Equity	Current Ratio	Debt / Equity	Assets Turnover
94G	235 Holdings AD-Sofia		87.94	24.02						74.19	0.01	0.26
A72	Agria Group Holding AD-Varna	2.63	0.10	0.22	1.16	0.04	0.05	0.08	0.12	1.19	0.60	0.91
6AB	Albena AD-Albena	14.71	1.02	0.27	3.44	0.01	0.02	0.02	0.03	0.53	0.26	0.19
6AM	Alcomet AD-Shumen	10.53	0.28	0.45	3.69	0.02	0.03	0.04	0.05	1.31	0.43	0.94
A4L	Allterco AD-Sofia	7.05	1.45	1.78	5.64	0.20	0.23	0.26	0.30	3.94	0.20	0.96
A00	BG Agro AD-Varna	18.07	0.45	0.64	6.87	0.02	0.03	0.04	0.05	1.10	0.44	0.85
5BP	Billboard AD-Sofia	7.32	0.12	0.20	1.02	0.01	0.04	0.03	0.08	0.90	0.51	0.73
5BR	Bulgarian River Shipping AD-Ruse	20.75	0.83	0.21	4.41	0.01	0.01	0.01	0.01	1.02	0.16	0.20
BSO	Bulgarian Stock Exchange-Sofia	10.91	2.70	1.44	7.78	0.03	0.03	0.16	0.18	1.16	0.81	0.11
5BN	CB Bulgarian American Credit Bank AD-Sofia	11.38	3.13	0.82		0.01		0.07			0.87	
5CP	CB Texim Bank AD-Sofia	60.86	4.80	2.04				0.03			0.90	
3CZ	CEZ Distribution Bulgaria AD-Sofia	10.34	0.98	0.57	2.88	0.04	0.05	0.06	0.07	0.72	0.33	0.40
5DOV	Doverie United Holding PLC-Sofia	0.34	0.15	0.24	0.28	0.17	0.19	1.20	1.04	0.94	0.84	0.38
5EO	Etropal AD-Etropole	1,017.86	4.18	5.45	34.21		0.02	0.01	0.06	0.93	0.63	0.50
4EH	Eurohold Bulgaria AD-Sofia	47.60	0.16	1.62	4.91		0.02	0.03	0.16	1.07	0.87	1.11

\* Ratios are calculated on the base of the last weighted-average price as of the end of the month

\*\* Financial reports data (ttm)

Methodology for Calculation of Financial Ratios is available at [http://download.bse-sofia.bg/pdf/methodology\\_en.pdf](http://download.bse-sofia.bg/pdf/methodology_en.pdf)

# Financial Ratios

June  
2020

Issue	Issuer	P / E	P / S	P / B	P / EBIT	ROA	EBIT / Total Asts.	ROE	EBIT / Equity	Current Ratio	Debt / Equity	Assets Turnover
GR6	Gradus AD-Stara Zagora	17.50	2.20	1.09	11.83	0.06	0.06	0.06	0.07	5.91	0.09	0.44
58E	Himnab Bulgaria AD-Sofia	30.50	4.28	1.07	16.50	0.02	0.03	0.04	0.05	2.04	0.36	0.14
6N3	Holding Nov Vek AD-Sofia	8.65	1.68	2.10	5.65	0.07	0.09	0.29	0.38	2.83	0.67	0.36
4HS	Holding Sveta Sofia AD-Sofia	23.53	2.54	1.02	5.35	0.01	0.04	0.04	0.18	1.22	0.76	0.10
5V2	Holding Varna AD-Varna	99.77	2.98	1.33	16.08	0.01	0.02	0.01	0.04	1.32	0.51	0.18
4I8	Industrial Capital Holding AD-Sofia	11.23	0.10	0.43	0.87	0.01	0.09	0.04	0.11	3.99	0.15	1.25
4ID	Industrial Holding Bulgaria PLC-Sofia	10.25	0.68	0.24	3.00	0.02	0.03	0.02	0.04	1.14	0.20	0.28
6R1	Industry Development Holding JSC-Sofia	5.35	2.43	0.73	2.86	0.04	0.08	0.15	0.24	2.72	0.63	0.09
4IN	Investor.BG AD-Sofia		4.50	3.09						1.75	0.51	0.31
4L4	Lavena AD-Shumen	24.38	1.99	1.75	11.98	0.05	0.06	0.07	0.09	3.66	0.34	0.61
5MH	M+S Hydraulic AD-Kazanlak	18.95	2.18	2.98	10.92	0.13	0.15	0.17	0.18	2.78	0.18	1.16
3NB	Neochim AD-Dimitrograd		0.30	0.87						1.44	0.29	1.90
4O1	Oil and Gas Exploration and Production AD-Sofia	19.21	1.92	0.79	6.82	0.03	0.04	0.04	0.05	2.72	0.24	0.30
5PET	Petrol AD-Sofia		0.01	0.53	3.00					1.23	0.90	3.89
6R2	Rodna Zemya Holding AD-Dobrich	56.60	0.65	1.49	12.69	0.01	0.03	0.02	0.07	1.52	0.62	0.71
6S4	Severcoop Gamza Holding AD-Sofia	30.49	1.55	0.78	4.24	0.01	0.04	0.03	0.17	2.30	0.77	0.13
6S5	Sila Holding AD-Sofia			1.52	6.69					1.87	0.61	
6SOA	Sofia Commerce-Pawn Brokerage AD-Sofia	6.81	2.05	1.19	5.92	0.16	0.18	0.19	0.21	11.58	0.12	0.54
SO5	Sopharma Trading AD-Sofia	17.44	0.18	2.38	5.79	0.02	0.03	0.15	0.23	1.07	0.85	2.13
OSP	Speedy AD-Sofia	14.87	1.22	4.48	6.04	0.12	0.15	0.35	0.44	0.98	0.63	1.45
3NJ	SS Konstantine And Elena Holding AD-Varna	61.88	1.60	1.40	7.00	0.01	0.03	0.02	0.09	0.59	0.68	0.22
5SR	Stara Planina Hold AD-Sofia	14.78	0.43	0.92	2.85	0.03	0.08	0.06	0.10	3.01	0.17	0.95
6S7	Synergon Holding AD-Sofia	4.94	0.04	0.07	0.99	0.01	0.01	0.01	0.02	1.44	0.25	1.07
EHN	Synthetica AD-Sofia		7.51	7.65						0.66	0.74	0.23
3TV	Toplivo AD-Sofia		0.06	0.12	30.36					2.07	0.40	1.24
T57	Trace Group Hold AD-Sofia	4.76	0.28	0.74	3.14	0.08	0.10	0.17	0.20	1.36	0.53	1.40
1VX	Velgraf Asset Management AD-Sofia	429.87	50.04	2.41	67.64		0.01	0.01	0.02	1.87	0.27	0.03
4PX	Yuri Gagarin PLC-Plovdiv	1.94	0.03	0.05	0.39	0.02	0.03	0.03	0.04	2.02	0.45	0.88
T43	Zarneni Hrani Bulgaria AD-Sofia	6.63	0.31	0.11	1.50	0.01	0.03	0.02	0.03	1.68	0.24	0.22
3ZL	Zlatni Pyasatsi AD-Varna		0.47	0.12	7.11					7.47	0.05	0.24

## SPVs Segment\* (based on non-consolidated reports\*\*)

Issue	Issuer	P / E	P / S	P / B	P / EBIT	ROA	EBIT / Total Asts.	ROE	EBIT / Equity	Current Ratio	Debt / Equity	Assets Turnover
6A6	Advance Terrafund REIT-Sofia	44.40	5.60	0.66	44.40	0.01	0.01	0.01	0.01	2.65	0.05	0.11
5AX	Aktiv Properties REIT-Plovdiv	18.73	1.29	0.80	18.37	0.04	0.04	0.04	0.04	14.60	0.01	0.55
5H4	Balkan and Sea Properties REIT-Varna	204.44	43.20	2.25	47.48	0.01	0.02	0.01	0.04	6.64	0.43	0.03
BPY	Bravo Property Fund REIT-Sofia	7.58	5.01	1.02	6.06	0.07	0.09	0.14	0.17	2.59	0.46	0.11
5BU	Bulgarian Real Estate Fund REIT-Sofia	12.39	7.32	0.59	11.72	0.04	0.05	0.05	0.05	3.54	0.11	0.07
9BH	Bulgarian Receivables Fund SPE-Sofia	24.68		1.04	24.29	0.02	0.02	0.04	0.04		0.68	
5BD	Bulland Investments REIT-Sofia	56.96	3.35	0.93	21.98	0.01	0.03	0.02	0.04	4.75	0.36	0.20
5CQ	Capital Management SPV-Sofia	9.88		1.62	8.72	0.09	0.10	0.18	0.20	3.86	0.42	
CRF	Compass Receivables Fund SPV-Sofia											
5EX	Exclusive Property REIT-Sofia	10.90	6.68	0.85	7.46	0.04	0.06	0.08	0.11	0.18	0.46	0.07
E7P	Expat Beta REIT-Sofia	232.55	14.46	0.97	232.55					0.17	0.20	0.05
6F3	FairPlay Properties REIT-Sofia	37.84	1.74	0.22	16.65		0.01	0.01	0.01	4.11	0.13	0.11
FAW	Finance Assistance Management SPV											
RPR	Roi Property Fund REIT-Sofia	74.38	14.40	1.70	18.16	0.01	0.03	0.02	0.08	0.46	0.65	0.04
6S6	Sopharma Properties REIT-Sofia	16.78	10.29	1.91	16.12	0.08	0.09	0.12	0.12	0.19	0.27	0.14
6SB	Super Borovetz Property Fund REIT-Varna	21.63	7.74	1.33	11.69	0.03	0.05	0.07	0.13	2.67	0.52	0.07

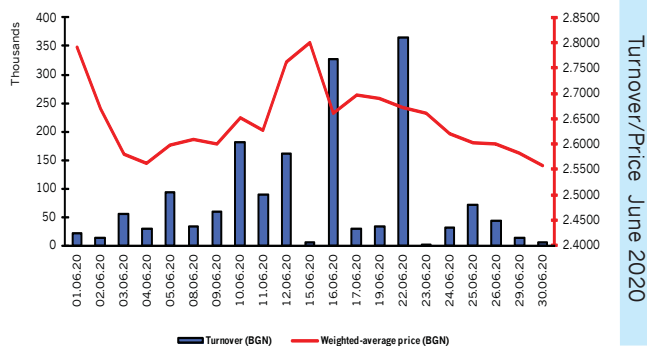
\* Ratios are calculated on the base of the last weighted-average price as of the end of the month

\*\* Financial reports data (ttm)

Methodology for Calculation of Financial Ratios is available at [http://download.bse-sofia.bg/pdf/methodology\\_en.pdf](http://download.bse-sofia.bg/pdf/methodology_en.pdf)

### First Investment Bank

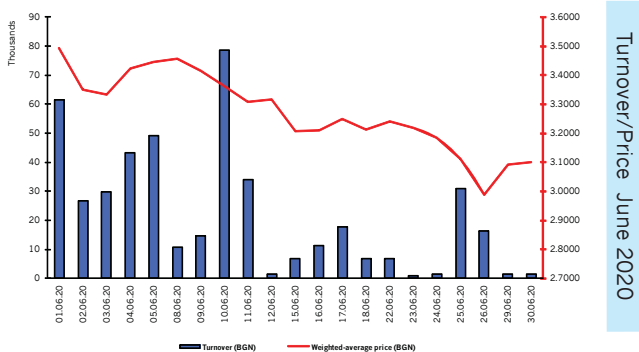
BSE code of the issue	5F4
Volume of the issue (common shares)	110,000,000
Nominal value (BGN per share)	1.00
Last gross dividend 2018 (BGN per share)	0.00
Trading on regulated market as from the beginning of the year	
Volume in lots	2,575,791
Value in BGN	6,472,589.47
Trades	2,992



Turnover/Price June 2020

### Sopharma

BSE code of the issue	3JR
Volume of the issue (common shares)	134,797,899
Nominal value (BGN per share)	1.00
Last 6-month gross dividend 2019 (BGN per share)	0.0700
Trading on regulated market as from the beginning of the year	
Volume in lots	2,446,510
Value in BGN	735,7397.32
Trades	2,798



### Monbat

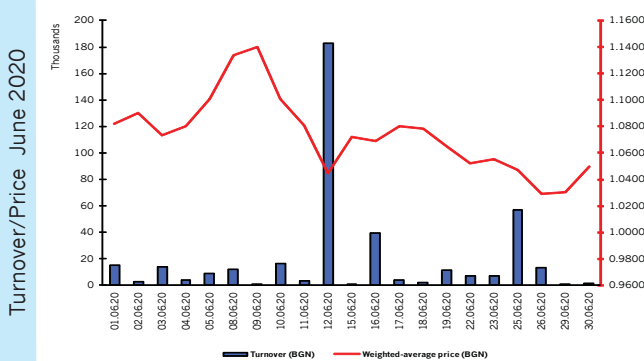
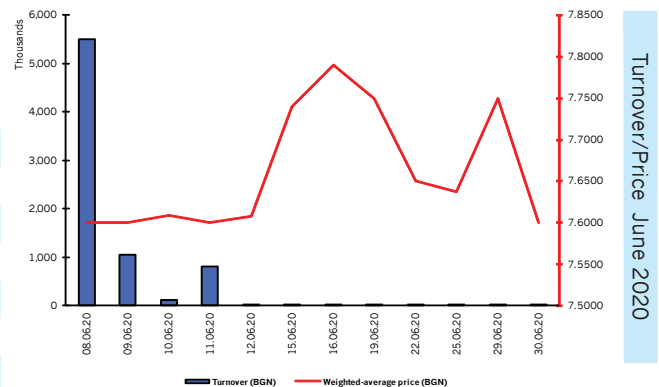
BSE code of the issue	5MB
Volume of the issue (common shares)	39,000,000
Nominal value (BGN per share)	1.00
Last gross dividend 2018 (BGN per share)	0.1025
Trading on regulated market as from the beginning of the year	
Volume in lots	530,530
Value in BGN	2,386,150.58
Trades	1,300

# Top 5 Stocks by Trades

June 2020

## Telelink Business Services Group

BSE code of the issue	TBS
Volume of the issue (common shares)	12,500,000
Nominal value (BGN per share)	1.00
Last gross dividend 2018 (BGN per share)	n/a
Trading on regulated market as from the beginning of the year	
Volume in lots	992,859
Value in BGN	7,546,595.25
Trades	337



## Chimimport

BSE code of the issue	6C4
Volume of the issue (common shares)	239,646,267
Nominal value (BGN per share)	1.00
Last gross dividend 2018 (BGN per share)	0.0630
Trading on regulated market as from the beginning of the year	
Volume in lots	6,874,007
Value in BGN	7,749,658.46
Trades	4,667