

June
2019

MONTHLY BULLETIN



БФБ

BULGARIAN STOCK EXCHANGE

1000 Sofia, 6 Tri ushi St.

Tel: (+359 2) 937 09 45; Fax: (+359 2) 937 09 46

<http://www.bse-sofia.bg>; e-mail: bse@bse-sofia.bg

General Statistics

June
2019

Capitalization of BSE Main Market		Change	
As of 30 June 2019			
Market Segment	Capitalization	May * 2019	June * 2018
Premium Equities Segment	1,831,648,638.73	-2.42%	-15.26%
Standard Equities Segment	6,377,198,983.39	1.74%	4.43%
Special Purpose Vehicles Segment	656,266,488.18	1.82%	-5.24%
Total Capitalization of BSE Main Market	8,865,114,110.30	0.86%	-1.07%

* as of the end of the period

Issues admitted to trading on BSE Main Market			
Market Segment	Number of new issues	Number of delisted issues	Number of listed issues as of the end of the month
Premium Equities Segment	0	0	7
Standard Equities Segment	0	0	59
Special Purpose Vehicles Segment	0	0	13
Bonds Segment	1	0	68
Compensatory Instruments Segment	0	0	3
Exchange Traded Products Segment	0	0	13
Subscription Rights Segment	3	2	2
Initial Public Offering Segment	0	0	0
Government Securities Segment	2	0	17
TOTAL :	6	2	182

* as of the end of the period

BSE Indices

SOFIX

Value *	587.81
Monthly change	0.92%
Annual change	-7.32%
P/E **	8.72
P/B **	1.04

BGBX 40

Value *	116.33
Monthly change	0.54%
Annual change	-6.86%
P/E **	12.99
P/B **	1.44

BG TR30

Value *	512.30
Monthly change	1.26%
Annual change	-2.49%
P/E **	19.81
P/B **	1.92

BG REIT

Value *	125.83
Monthly change	3.53%
Annual change	8.28%
P/E **	14.20
P/B **	1.12

* Values as of 30 June 2019

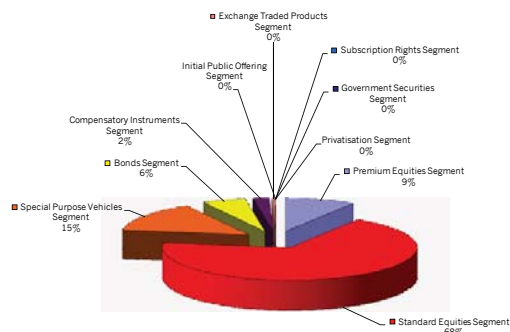
** P (prices) are weighted-average

** Financial reports data (ttm)

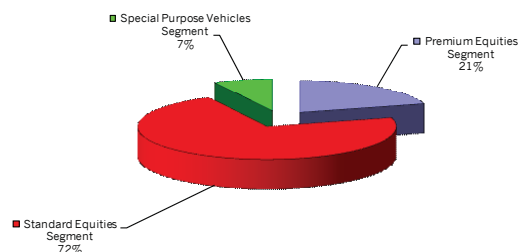
Monthly Trading by BSE Main Market Segments

Market Segment	June 2019			Change in turnover (%)	
	Trades	Turnover (BGN)	Volume (lots)	May 2019	June 2018
Premium Equities Segment	713	951,248	519,514	-62.64%	-82.55%
Standard Equities Segment	1,938	7,239,082	1,614,526	-47.19%	-66.92%
Special Purpose Vehicles Segment	498	1,555,973	524,920	-21.08%	-9.86%
Bonds Segment	14	584,920	447	-17.63%	-69.64%
Compensatory Instruments Segment	54	217,862	304,709	-7.60%	-45.46%
Exchange Traded Products Segment	38	43,980	664,236	275.13%	-51.64%
Subscription Rights Segment	6	5,750	575,000	n/a	n/a
Initial Public Offering Segment	0	0	0	n/a	-100.00%
Government Securities Segment	0	0	0	n/a	-100.00%
Privatisation Segment	0	0	0	n/a	n/a
TOTAL:	3,261	10,598,814	4,203,352	-44.75%	-90.69%

Turnover by Segments of BSE Main Market



Capitalization by Segments of BSE Main Market



New issues admitted to trading on the BSE Main Market in June

Issue	Issuer	First Quotation Date	Trading Currency	Amount of the issue in the respective currency	Market Segment
5CGA	CEE Properties REIT-Sofia	14.06.2019	BGN	20,000,000	Bonds Segment
BLKA	Ministry of Finance	28.06.2019	BGN	100,600,000	Government Securities Segment
BLKI	Ministry of Finance	28.06.2019	BGN	200,000,000	Government Securities Segment

Daily-Average Trading by BSE Main Market Segments

Market Segment	June 2019			Change in turnover (%)	
	Trades	Turnover (BGN)	Volume (lots)	May 2019	June 2018
Premium Equities Segment	36	47,562	25,976	-62.64%	-81.68%
Standard Equities Segment	97	361,954	80,726	-47.19%	-65.27%
Special Purpose Vehicles Segment	25	77,799	26,246	-21.08%	-5.35%
Bonds Segment	1	29,246	22	-17.63%	-68.13%
Compensatory Instruments Segment	3	10,893	15,235	-7.60%	-42.74%
Exchange Traded Products Segment	2	2,199	33,212	275.13%	-49.22%
Subscription Rights Segment	0	288	28,750	n/a	n/a
Initial Public Offering Segment	0	0	0	n/a	-100.00%
Government Securities Segment	0	0	0	n/a	-100.00%
Privatisation Segment	0	0	0	n/a	n/a
TOTAL:	163	529,941	210,168	-44.75%	-90.23%

Number of trading sessions in June

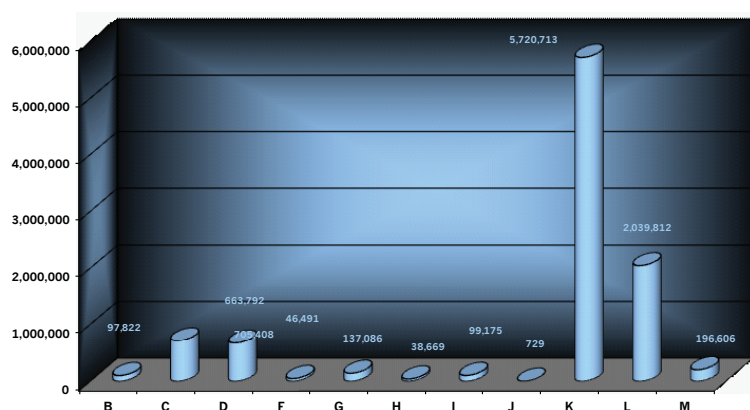
20

Monthly Average USD/BGN Exchange Rate

1.7337

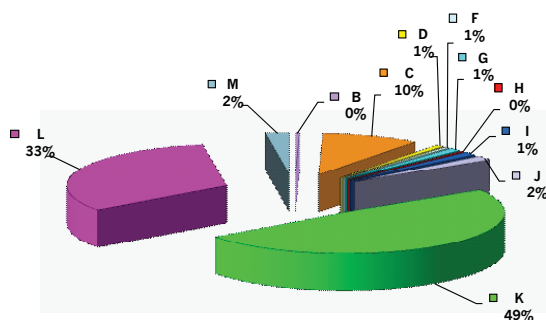
Trading by Industries (according to NACE.BG-2008)		Trades	Volume (lots)	Turnover (BGN)
B	Mining and quarrying	15	14,029	97,821.65
C	Manufacturing	540	192,081	705,408.33
D	Electricity,gas,steam and air conditioning supply	249	2,645	663,792.00
F	Construction	66	16,595	46,490.80
G	Wholesale and retail trade; repair of motor vehicles and motorcycles	140	41,123	137,085.84
H	Transportation and storage	32	3,349	38,669.26
I	Accommodation and food service activities	82	2,302	99,174.60
J	Information and communication	1	45	729.00
K	Financial and insurance activities	1,861	2,069,234	5,720,713.05
L	Real estate activities	22	96,698	2,039,812.00
M	Professional, scientific and technical activities	141	220,859	196,606.03

Share of industries in the total turnover (BGN) on the BSE Main Market in June



- B Mining and quarrying
- C Manufacturing
- D Electricity,gas,steam and air conditioning supply
- F Construction
- G Wholesale and retail trade; repair of motor vehicles and motorcycles
- H Transportation and storage
- I Accommodation and food service activities
- J Information and communication
- K Financial and insurance activities
- L Real estate activities
- M Professional, scientific and technical activities

Share of industries in the total turnover (BGN) on the BSE Main Market in the last 365 days



- B Mining and quarrying
- C Manufacturing
- D Electricity,gas,steam and air conditioning supply
- F Construction
- G Wholesale and retail trade; repair of motor vehicles and motorcycles
- H Transportation and storage
- I Accommodation and food service activities
- J Information and communication
- K Financial and insurance activities
- L Real estate activities
- M Professional, scientific and technical activities

TOP 5

Liquidity Ranking

Issuer	Trades	Volume (lots)	Turnover (BGN)
CEZ Distribution Bulgaria AD-Sofia	248	2,644	640,192.00
Doverie United Holding PLC-Sofia	222	408,557	1,152,744.56
Bulgarian Real Estate Fund REIT-Sofia	200	146,175	294,545.52
Sopharma AD-Sofia	198	93,158	319,783.75
Advance Terrafund REIT-Sofia	164	141,318	267,167.12

TOP 5

Members

Trades		Turnover (BGN)	
Inv. Intermediary "Karoll" AD	2,266	Inv. Intermediary "Aval IN" AD	4,031,830.70
Inv. Intermediary "Elana Trading" AD	945	Inv. Intermediary "BenchMark Finance" AD	3,040,958.93
Inv. Intermediary "BenchMark Finance" AD	866	Inv. Intermediary "Karoll" AD	2,568,952.90
Inv. Intermediary "First Financial Brokerage House" EOOD	483	Inv. Intermediary "First Financial Brokerage House" EOOD	2,170,276.99
Inv. Intermediary "Capman" AD	419	Inv. Intermediary "Euro - Finance" AD	1,975,152.64

TOP 30

Capitalization as of 30 June 2019

Issues of shares on the BSE Main Market

Issue	Issuer	Nominal (BGN)	Amount (Shares)	Closing price (BGN)	Capitalization (BGN)
7TH	Tchaikapharma High Quality Medicines AD-Sofia	1.00	82,200,000	9.6000	789,120,000.00
3JR	Sopharma AD-Sofia	1.00	134,797,899	3.4100	459,660,835.59
3CZ	CEZ Distribution Bulgaria AD-Sofia	1.00	1,928,000	230.0000	443,440,000.00
GR6	Gradus AD-Stara Zagora	1.00	243,608,710	1.7200	419,006,981.20
6C4	Chimimport AD-Sofia	1.00	239,646,267	1.7400	416,984,504.58
4EH	Eurohold Bulgaria AD-Sofia	1.00	197,525,600	2.0800	410,853,248.00
5F4	CB First Investment Bank AD-Sofia	1.00	110,000,000	3.2800	360,800,000.00
5MH	M+S Hydraulic AD-Kazanlak	1.00	39,445,200	7.5000	295,839,000.00
0SP	Speedy AD-Sofia	1.00	5,377,619	51.0000	274,258,569.00
1VX	Velgraf Asset Management AD-Sofia	1.00	68,979,758	3.9000	269,021,056.20
5V2	Holding Varna AD-Varna	1.00	6,485,897	41.2000	267,218,956.40
5MB	Monbat AD-Sofia	1.00	39,000,000	6.8000	265,200,000.00
SO5	Sopharma Trading AD-Sofia	1.00	32,905,009	6.7000	220,463,560.30
6AM	Alcomet AD-Shumen	1.00	17,952,959	11.8000	211,844,916.20
4CF	CB Central Cooperative Bank AD-Sofia	1.00	127,129,970	1.5500	197,051,453.50
6AB	Albena AD-Albena	1.00	4,273,126	42.8000	182,889,792.80
5BN	CB Bulgarian American Credit Bank AD-Sofia	1.00	24,691,313	6.4500	159,258,968.85
6A6	Advance Terrafund REIT-Sofia	1.00	85,110,091	1.8600	158,304,769.26
6S6	Sopharma Properties REIT-Sofia	1.00	20,953,944	6.5000	136,200,636.00
EHN	Synthetica AD-Sofia	1.00	3,000,000	42.6000	127,800,000.00
GTH	Galata Investment Company AD-Varna	1.00	68,571,234	1.8600	127,542,495.24
5SR	Stara Planina Hold AD-Sofia	1.00	21,000,000	5.7500	120,750,000.00
1CZ	CEZ Electro Bulgaria AD-Sofia	10.00	5,000	23,600.0000	118,000,000.00
5H4	Balkan and Sea Properties REIT-Varna	1.00	6,925,156	16.6000	114,957,589.60
4ID	Industrial Holding Bulgaria PLC-Sofia	1.00	107,400,643	1.0000	107,400,643.00
94G	235 Holdings AD-Sofia	1.00	5,109,000	21.0000	107,289,000.00
58E	Himsnab Bulgaria AD-Sofia	1.00	2,494,631	42.8000	106,770,206.80
4KX	Korado Bulgaria AD-Strazhitsa	1.00	13,168,614	7.0000	92,180,298.00
4HE	Hydraulic Elements and Systems AD-Yambol	1.00	18,193,752	4.9600	90,241,009.92
401	Oil and Gas Exploration and Production AD-Sofia	1.00	12,228,062	7.1000	86,819,240.20

Premium Equities Segment

Issue	Issuer	Nominal (BGN)	Amount (Shares)	Closing price (BGN)	Capitalisation (BGN)
3JR	Sopharma AD-Sofia	1.00	134,797,899	3.4100	459,660,835.59
4CF	CB Central Cooperative Bank AD-Sofia	1.00	127,129,970	1.5500	197,051,453.50
4KX	Korado Bulgaria AD-Strazhitsa	1.00	13,168,614	7.0000	92,180,298.00
5F4	CB First Investment Bank AD-Sofia	1.00	110,000,000	3.2800	360,800,000.00
5MB	Monbat AD-Sofia	1.00	39,000,000	6.8000	265,200,000.00
6C4	Chimimport AD-Sofia	1.00	239,646,267	1.7400	416,984,504.58
SKK	Sirma Group Holding JSC-Sofia	1.00	59,360,518	0.6700	39,771,547.06

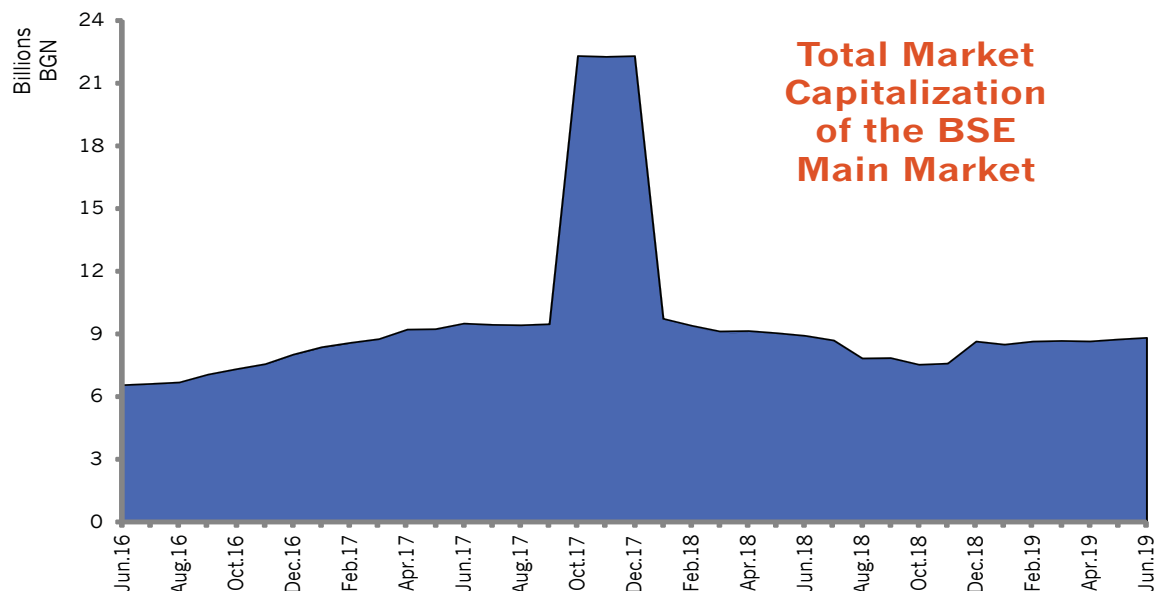
Standard Equities Segment

Issue	Issuer	Nominal (BGN)	Amount (Shares)	Closing price (BGN)	Capitalisation (BGN)
94G	235 Holdings AD-Sofia	1.00	5,109,000	21.0000	107,289,000.00
A72	Agria Group Holding AD-Varna	1.00	6,800,000	9.4500	64,260,000.00
6AB	Albena AD-Albena	1.00	4,273,126	42.8000	182,889,792.80
6AM	Alcomet AD-Shumen	1.00	17,952,959	11.8000	211,844,916.20
A4L	Allterco AD-Sofia	1.00	15,000,000	2.5000	37,500,000.00
A00	BG Agro AD-Varna	1.00	40,357,440	1.4000	56,500,416.00
5BP	Billboard AD-Sofia	1.00	15,000,000	0.2640	3,960,000.00
5BR	Bulgarian River Shipping AD-Ruse	1.00	35,708,674	0.7700	27,495,678.98
BSO	Bulgarian Stock Exchange-Sofia	1.00	6,582,860	5.2184	34,351,996.62
5BN	CB Bulgarian American Credit Bank AD-Sofia	1.00	24,691,313	6.4500	159,258,968.85
5CP	CB Texim Bank AD-Sofia	1.00	27,995,036	2.7600	77,266,299.36
3CZ	CEZ Distribution Bulgaria AD-Sofia	1.00	1,928,000	230.0000	443,440,000.00
1CZ	CEZ Electro Bulgaria AD-Sofia	10.00	5,000	23,600.0000	118,000,000.00
5DOV	Doverie United Holding PLC-Sofia	1.00	18,736,099	3.1200	58,456,628.88
OEA	Elana Agrocredit AD-Sofia	1.00	36,629,925	1.1600	42,490,713.00
52E	Elhim Iskra AD-Pazardzhik	1.00	25,108,410	0.9150	22,974,195.15
57E	EMKA AD-Sevlievo	1.00	21,699,726	2.6000	56,419,287.60
5EO	Etropal AD-Etropole	1.00	5,000,000	5.7000	28,500,000.00
4EH	Eurohold Bulgaria AD-Sofia	1.00	197,525,600	2.0800	410,853,248.00
4F6	Fazerles AD-Silistra	1.00	515,000	21.6000	11,124,000.00
4F8	Formoplast AD-Kardzhali	1.00	3,798,905	5.7500	21,843,703.75
GTH	Galata Investment Company AD-Varna	1.00	68,571,234	1.8600	127,542,495.24
GR6	Gradus AD-Stara Zagora	1.00	243,608,710	1.7200	419,006,981.20
58E	Himsnab Bulgaria AD-Sofia	1.00	2,494,631	42.8000	106,770,206.80
6N3	Holding Nov Vek AD-Sofia	1.00	5,610,437	14.9000	83,595,511.30
4HS	Holding Sveta Sofia AD-Sofia	1.00	9,940,391	3.6000	35,785,407.60
5V2	Holding Varna AD-Varna	1.00	6,485,897	41.2000	267,218,956.40
4HE	Hydraulic Elements and Systems AD-Yambol	1.00	18,193,752	4.9600	90,241,009.92
4I8	Industrial Capital Holding AD-Sofia	1.00	15,707,470	2.4400	38,326,226.80
4ID	Industrial Holding Bulgaria PLC-Sofia	1.00	107,400,643	1.0000	107,400,643.00
6R1	Industry Development Holding JSC-Sofia	1.00	9,980,925	1.8300	18,265,092.75
4IN	Investor.BG AD-Sofia	1.00	4,782,362	16.2000	77,474,264.40
4L4	Lavena AD-Shumen	1.00	9,919,410	3.7800	37,495,369.80
5MH	M+S Hydraulic AD-Kazanlak	1.00	39,445,200	7.5000	295,839,000.00
178B	Neo London Capital PLC-Sofia	100.00	99,950	128.0000	12,793,600.00
3NB	Neochim AD-Dimitrograd	1.00	2,654,358	25.8000	68,482,436.40
5ODE	Odessos Shiprepair Yard AD-Varna	1.00	586,642	68.0000	39,891,656.00
4O1	Oil and Gas Exploration and Production AD-Sofia	1.00	12,228,062	7.1000	86,819,240.20
5PET	Petrol AD-Sofia	4.00	27,312,403	0.8000	21,849,922.40
RGL	Regala Invest AD-Varna	1.00	18,428,734	2.8200	51,969,029.88
6R2	Rodna Zemya Holding AD-Dobrich	1.00	36,010,600	2.0000	72,021,200.00
6S4	Severcoop Gamza Holding AD-Sofia	2.00	5,347,798	3.7000	19,786,852.60

Issue	Issuer	Nominal (BGN)	Amount (Shares)	Closing price (BGN)	Capitalisation (BGN)
6S5	Sila Holding AD-Stara Zagora	1.00	36,852,997	2.1600	79,602,473.52
6SOP	Sofia Commerce-Pawn Brokerage AD-Sofia	1.00	201,154	5.3500	1,076,173.90
6SOA	Sofia Commerce-Pawn Brokerage AD-Sofia	1.00	2,400,000	4.2600	10,224,000.00
SO5	Sopharma Trading AD-Sofia	1.00	32,905,009	6.7000	220,463,560.30
OSP	Speedy AD-Sofia	1.00	5,377,619	51.0000	274,258,569.00
3NJ	SS Konstantine And Elena Holding AD-Varna	1.00	2,309,561	22.6000	52,196,078.60
5SR	Stara Planina Hold AD-Sofia	1.00	21,000,000	5.7500	120,750,000.00
6S7	Synergon Holding AD-Sofia	1.00	18,358,849	0.9750	17,899,877.78
EHN	Synthetica AD-Sofia	1.00	3,000,000	42.6000	127,800,000.00
7TH	Tchaikapharma High Quality Medicines AD-Sofia	1.00	82,200,000	9.6000	789,120,000.00
3TV	Toplivo AD-Sofia	1.00	5,416,829	3.5000	18,958,901.50
T57	Trace Group Hold AD-Sofia	1.00	24,200,000	2.8000	67,760,000.00
1VX	Velgraf Asset Management AD-Sofia	1.00	68,979,758	3.9000	269,021,056.20
2YH	VF Alternative AD-Sofia	10,000.00	399		
4PX	Yuri Gagarin PLC-Plovdiv	1.00	1,003,904	10.2000	10,239,820.80
T43	Zarneni Hrani Bulgaria AD-Sofia	1.00	195,660,287	0.2300	45,001,866.01
3ZL	Zlatni Pyasatsi AD-Varna	1.00	6,493,577	2.7000	17,532,657.90

Special Purpose Vehicles Segment

Issue	Issuer	Nominal (BGN)	Amount (Shares)	Closing price (BGN)	Capitalisation (BGN)
5AX	Aktiv Properties REIT-Plovdiv	9.00	2,192,011	7.1000	15,563,278.10
5BD	Bulland Investments REIT-Sofia	1.00	15,008,125	1.1000	16,508,937.50
5BU	Bulgarian Real Estate Fund REIT-Sofia	1.00	34,641,925	2.0800	72,055,204.00
5EX	Exclusive Property REIT-Sofia	1.00	9,452,340	1.3000	12,288,042.00
5H4	Balkan and Sea Properties REIT-Varna	1.00	6,925,156	16.6000	114,957,589.60
6A6	Advance Terrafund REIT-Sofia	1.00	85,110,091	1.8600	158,304,769.26
6F3	FairPlay Properties REIT-Sofia	1.00	33,145,400	0.4340	14,385,103.60
6S6	Sopharma Properties REIT-Sofia	1.00	20,953,944	6.5000	136,200,636.00
6SB	Super Borovetz Property Fund REIT-Varna	1.00	16,179,999	2.3800	38,508,397.62
9BH	Bulgarian Receivables Fund SPE-Sofia	1.00	1,500,000	1.0200	1,530,000.00
BPY	Bravo Property Fund REIT-Sofia	1.00	36,700,000	1.0300	37,801,000.00
E7P	Expat Beta REIT-Sofia	1.00	5,143,190	0.9500	4,886,030.50
RPR	Roi Property Fund REIT-Sofia	1.00	6,162,500	5.4000	33,277,500.00



Trade by Issues

June
2019

Premium Equities Segment

Issue	Issuer	Trades	Volume (lots)	Turnover (BGN)	Trading currency	Weighted & Corrected Values			Closing price	As from
						Average price	Min. price	Max. price		
3JR	Sopharma AD-Sofia	198	93,158	319,783.75	BGN	3.4330	3.3730	3.4977	3.4100	28.06.2019
4CF	CB Central Cooperative Bank AD-Sofia	87	54,583	83,160.83	BGN	1.5240	1.5000	1.5700	1.5500	28.06.2019
4KX	Korado Bulgaria AD-Strazhitsa	50	3,455	23,740.70	BGN	6.8710	6.7602	6.9659	7.0000	27.06.2019
5F4	CB First Investment Bank AD-Sofia	97	29,340	95,293.80	BGN	3.2480	3.1030	3.4600	3.2800	28.06.2019
5MB	Monbat AD-Sofia	62	12,376	84,600.50	BGN	6.8360	6.5929	6.9500	6.8000	28.06.2019
6C4	Chimimport AD-Sofia	110	111,420	198,033.37	BGN	1.7770	1.7306	1.8000	1.7400	28.06.2019
SKK	Sirma Group Holding JSC-Sofia	109	215,182	146,634.63	BGN	0.6810	0.6617	0.7207	0.6700	28.06.2019

Standard Equities Segment

Issue	Issuer	Trades	Volume (lots)	Turnover (BGN)	Trading currency	Weighted & Corrected Values			Closing price	As from
						Average price	Min. price	Max. price		
0EA	Elana Agrocredit AD-Sofia	60	41,625	49,060.85	BGN	1.1600	1.1428	1.1700	1.1600	27.06.2019
0SP	Speedy AD-Sofia	27	748	36,965.00	BGN	48.1860	46.7090	50.9167	51.0000	28.06.2019
178B	Neo London Capital PLC-Sofia	1	3	384.00	BGN	128.0000	128.0000	128.0000	128.0000	03.06.2019
1CZ	CEZ Electro Bulgaria AD-Sofia	1	1	23,600.00	BGN	23,600.0000	23,600.0000	23,600.0000	23,600.0000	21.06.2019
1VX	Velgraf Asset Management AD-Sofia	1	200	780.00	BGN	3.9000	3.9000	3.9000	3.9000	28.06.2019
3CZ	CEZ Distribution Bulgaria AD-Sofia	248	2,644	640,192.00	BGN	242.1300	220.0000	246.0249	230.0000	28.06.2019
3NB	Neochim AD-Dimitrovgrad	14	278	6,806.80	BGN	24.4850	23.9303	25.8000	25.8000	20.06.2019
3NJ	SS Konstantine And Elena Holding AD-Varna	5	110	2,356.00	BGN	21.4180	20.9750	22.6000	22.6000	12.06.2019
3TV	Toplivo AD-Sofia	26	11,664	38,761.96	BGN	3.3230	3.0647	3.5000	3.5000	28.06.2019
4EH	Eurohold Bulgaria AD-Sofia	126	278,183	518,969.77	BGN	1.8660	1.8061	2.0323	2.0800	28.06.2019
4F6	Fazerles AD-Silistra	12	337	6,891.80	BGN	20.0240	19.5050	21.6000	21.6000	28.06.2019
4F8	Formoplast AD-Kardzhali	6	2,650	14,553.35	BGN	5.4920	5.4500	5.4935	5.7500	28.06.2019
4HE	Hydraulic Elements and Systems AD-Yambol	30	4,607	22,723.10	BGN	4.9320	4.9200	4.9600	4.9600	27.06.2019
4HS	Holding Sveta Sofia AD-Sofia	17	1,536	5,509.20	BGN	3.5870	3.5600	3.6000	3.6000	25.06.2019
4I8	Industrial Capital Holding AD-Sofia	32	5,375	12,262.88	BGN	2.2070	2.1568	2.4400	2.4400	27.06.2019
4ID	Industrial Holding Bulgaria PLC-Sofia	39	73,172	73,705.28	BGN	1.0070	0.9800	1.0200	1.0000	28.06.2019
4IN	Investor.BG AD-Sofia	1	45	729.00	BGN	16.2000	16.2000	16.2000	16.2000	12.06.2019
4L4	Lavena AD-Shumen	6	640	2,265.20	BGN	3.5180	3.3729	3.7800	3.7800	14.06.2019
4O1	Oil and Gas Exploration and Production AD-Sofia	15	14,029	97,821.65	BGN	6.9730	6.9533	7.1000	7.1000	27.06.2019
4PX	Yuri Gagarin PLC-Plovdiv	25	1,998	20,001.30	BGN	10.0110	9.5000	10.2000	10.2000	27.06.2019
52E	Elhim Iskra AD-Pazardzhik	18	13,565	12,625.68	BGN	0.9310	0.8950	0.9500	0.9150	28.06.2019
57E	EMKA AD-Sevlievo	5	1,378	3,345.50	BGN	2.4280	2.4023	2.6000	2.6000	12.06.2019
58E	Himsnab Bulgaria AD-Sofia	12	875	34,410.00	BGN	39.3260	38.0000	42.8000	42.8000	28.06.2019
5BN	CB Bulgarian American Credit Bank AD-Sofia	10	4,758	30,690.60	BGN	6.4500	6.4500	6.4518	6.4500	28.06.2019
5BP	Billboard AD-Sofia	7	35,064	8,841.20	BGN	0.2520	0.2500	0.2640	0.2640	25.06.2019
5BR	Bulgarian River Shipping AD-Ruse	5	2,601	1,704.26	BGN	0.6550	0.6552	0.6552	0.7700	12.06.2019
5CP	CB Texim Bank AD-Sofia	4	484	1,279.20	BGN	2.6430	2.5200	2.7600	2.7600	21.06.2019
5DOV	Doverie United Holding PLC-Sofia	222	408,557	1,152,744.56	BGN	2.8220	2.7232	3.0600	3.1200	28.06.2019
5EO	Etropal AD-Etropole	8	1,829	10,096.30	BGN	5.5200	4.7000	5.7000	5.7000	28.06.2019
5MH	M+S Hydraulic AD-Kazanlak	53	18,182	136,836.10	BGN	7.5260	7.4000	7.6000	7.5000	28.06.2019
5ODE	Odessos Shiprepair Yard AD-Varna	13	110	7,573.00	BGN	68.8450	68.0588	70.0000	68.0000	27.06.2019
5PET	Petrol AD-Sofia	8	2,723	2,085.75	BGN	0.7660	0.7550	0.8000	0.8000	20.06.2019
5SR	Stara Planina Hold AD-Sofia	78	7,651	43,453.25	BGN	5.6790	5.6500	5.7537	5.7500	28.06.2019
5V2	Holding Varna AD-Varna	77	2,204	87,483.00	BGN	39.6930	38.6000	40.6217	41.2000	28.06.2019
6AB	Albena AD-Albena	82	2,302	99,174.60	BGN	43.0820	42.0000	43.8000	42.8000	28.06.2019
6AM	Alcomet AD-Shumen	24	1,057	11,383.80	BGN	10.6150	10.4345	11.8000	11.8000	27.06.2019
6N3	Holding Nov Vek AD-Sofia	25	1,124	17,818.00	BGN	15.8520	14.7808	16.1761	14.9000	28.06.2019
6R1	Industry Development Holding JSC-Sofia	4	125	227.50	BGN	1.8200	1.8000	1.8300	1.8300	28.06.2019
6R2	Rodna Zemya Holding AD-Dobrich	1	200	400.00	BGN	2.0000	2.0000	2.0000	2.0000	28.06.2019

Trade by Issues

June
2019

Issue	Issuer	Trades	Volume (lots)	Turnover (BGN)	Trading currency	Weighted & Corrected Values			Closing price	As from
						Average price	Min. price	Max. price		
6S4	Severcoop Gamza Holding AD-Sofia	33	84,854	342,735.88	BGN	4.0390	3.7000	4.0400	3.7000	27.06.2019
6S5	Sila Holding AD-Stara Zagora	36	252,640	541,928.80	BGN	2.1450	2.1200	2.1600	2.1600	07.06.2019
6S7	Synergon Holding AD-Sofia	8	831	891.60	BGN	1.0730	0.9750	1.0975	0.9750	27.06.2019
6SOA	Sofia Commerce-Pawn Brokerage AD-Sofia	26	6,017	25,064.30	BGN	4.1660	4.0900	4.2626	4.2600	27.06.2019
6SOP	Sofia Commerce-Pawn Brokerage AD-Sofia	19	5,650	29,678.00	BGN	5.2530	5.2000	5.3722	5.3500	18.06.2019
7TH	Tchaikapharma High Quality Medicines AD-Sofia	9	1,397	13,340.25	BGN	9.5490	9.4500	9.6000	9.6000	28.06.2019
94G	235 Holdings AD-Sofia	2	95,310	2,001,510.00	BGN	21.0000	21.0000	21.0000	21.0000	04.06.2019
A4L	Allterco AD-Sofia	31	9,908	23,674.28	BGN	2.3890	2.3000	2.5000	2.5000	27.06.2019
A72	Agria Group Holding AD-Varna	32	5,677	49,971.40	BGN	8.8020	8.5506	9.4500	9.4500	28.06.2019
A00	BG Agro AD-Varna	1	400	560.00	BGN	1.4000	1.4000	1.4000	1.4000	12.06.2019
BSO	Bulgarian Stock Exchange-Sofia	57	19,592	97,024.30	BGN	4.9220	4.8735	5.2371	5.2500	24.06.2019
EHN	Synthetica AD-Sofia	8	12,165	497,343.00	BGN	40.8830	40.1824	41.6000	42.6000	28.06.2019
GR6	Gradus AD-Stara Zagora	155	131,920	235,748.26	BGN	1.7060	1.6753	1.7348	1.7200	27.06.2019
GTH	Galata Investment Company AD-Varna	1	200	372.00	BGN	1.8600	1.8600	1.8600	1.8600	28.06.2019
S05	Sopharma Trading AD-Sofia	93	13,604	93,144.50	BGN	6.7050	6.5638	6.8436	6.7000	28.06.2019
T43	Zarneni Hrani Bulgaria AD-Sofia	13	13,132	3,093.63	BGN	0.2360	0.2300	0.2401	0.2300	28.06.2019
T57	Trace Group Hold AD-Sofia	66	16,595	46,490.80	BGN	2.8010	2.7151	2.8998	2.8000	28.06.2019

Special Purpose Vehicles Segment

Issue	Issuer	Trades	Volume (lots)	Turnover (BGN)	Trading currency	Weighted & Corrected Values			Closing price	As from
						Average price	Min. price	Max. price		
5AX	Aktiv Properties REIT-Plovdiv	2	350	2,365.00	BGN	6.7570	6.5000	7.1000	7.1000	11.06.2019
5BU	Bulgarian Real Estate Fund REIT-Sofia	200	146,175	294,545.52	BGN	2.0150	1.9593	2.0778	2.0800	28.06.2019
5EX	Exclusive Property REIT-Sofia	3	66,885	70,564.25	BGN	1.0550	1.0500	1.1359	1.3000	28.06.2019
5H4	Balkan and Sea Properties REIT-Varna	1	50	830.00	BGN	16.6000	16.6000	16.6000	16.6000	10.06.2019
6A6	Advance Terrafund REIT-Sofia	164	141,318	267,167.12	BGN	1.8550	1.8312	1.9000	1.8600	28.06.2019
6F3	FairPlay Properties REIT-Sofia	5	4,726	2,128.28	BGN	0.4500	0.4503	0.4503	0.4340	12.06.2019
6S6	Sopharma Properties REIT-Sofia	91	135,454	886,157.30	BGN	6.2840	6.1861	6.5000	6.5000	28.06.2019
6SB	Super Borovetz Property Fund REIT-Varna	2	350	817.00	BGN	2.3340	2.3000	2.3800	2.3800	28.06.2019
BPY	Bravo Property Fund REIT-Sofia	26	27,310	28,006.20	BGN	1.0250	1.0215	1.0300	1.0300	25.06.2019
E7P	Expat Beta REIT-Sofia	2	2,002	1,891.90	BGN	0.9450	0.9450	0.9450	0.9500	19.06.2019
RPR	Roi Property Fund REIT-Sofia	2	300	1,500.00	BGN	5.0000	4.8000	5.4000	5.4000	28.06.2019

Bonds Segment

Issue	Issuer	Trades	Volume (lots)	Turnover (BGN)	Trading currency	Clean Prices (% of nominal)			As from	
						Average price	Min. price	Max. price		
ODC1	Delta Credit SPV-Sofia	1	200	200,000.00	BGN	100.0000	100.0000	100.0000	100.0000	11.06.2019
229E	Elana Financial Holding AD-Sofia	6	130	254,909.16	EUR	100.0000	100.0000	100.0000	100.0000	17.06.2019
2SLA	Specialized Logistic Systems AD-Sofia	1	3	4,719.65	EUR	100.0000	100.0000	100.0000	100.0000	07.06.2019
4CFB	CB Central Cooperative Bank AD-Sofia	2	7	14,290.41	EUR	102.5000	102.5000	102.5000	102.5000	17.06.2019
8AVA	Asterion Bulgaria AD-Sofia	1	18	21,563.48	EUR	100.0000	100.0000	100.0000	100.0000	18.06.2019
S28H	Starcom Holding AD-Etropole	3	89	89,437.36	BGN	100.0000	100.0000	100.0000	100.0000	18.06.2019

Compensatory Instruments Segment

Issue	Issuer	Trades	Volume (lots)	Turnover (BGN)	Trading currency	Weighted Values			Closing price	As from
						Average price	Min. price	Max. price		
BLKB	Housing compensation notes under the CONP Act	1	195	56.16	BGN	0.2880	0.2880	0.2880	0.2880	26.06.2019
BLKC	Registered compensation vouchers under the OUFLL Act and RLFLFF Act	36	212,586	190,404.95	BGN	0.8960	0.8605	0.9130	0.8600	26.06.2019
BLKD	Compensation notes under the CONP Act	17	91,928	27,400.42	BGN	0.2980	0.2900	0.3100	0.2900	25.06.2019

Exchange Traded Products Segment

Issue	Issuer	Trades	Volume (lots)	Turnover (BGN)	Trading currency	Weighted Values			Closing price	As from
						Average price	Min. price	Max. price		
6F3N	FairPlay Properties REIT-Sofia	3	631,567	631.57	BGN	0.0010	0.0010	0.0010	0.0010	27.06.2019
BGX	Expat Bulgaria SOFIX UCITS ETF	26	22,441	22,435.02	BGN	1.0000	0.9830	1.0097	1.0050	27.06.2019
GRX	Expat Greece ASE UCITS ETF	1	122	218.09	EUR	0.9140	0.9140	0.9140	0.9140	19.06.2019
ROX	Expat Romania BET UCITS ETF	7	9,956	20,430.35	EUR	1.0490	1.0150	1.0518	1.0540	21.06.2019
SK9A	Expat Slovakia SAX UCITS ETF	1	150	264.62	EUR	0.9020	0.9020	0.9020	0.9020	28.06.2019

Subscription Rights Segment

Issue	Issuer	Trades	Volume (lots)	Turnover (BGN)	Trading currency	Weighted Values			Closing price	As from
						Average price	Min. price	Max. price		
FAWX	Finance Assistance Management SPV-Sofia	3	150,000	1,500.00	BGN	0.0100	0.0100	0.0100	0.0100	10.06.2019
I67X	Opportunity Bulgaria Investment AD-Sofia	3	425,000	4,250.00	BGN	0.0100	0.0100	0.0100	0.0100	14.06.2019

Government Securities Segment (No trades in the reported period)

IPO Segment (No trades in the reported period)

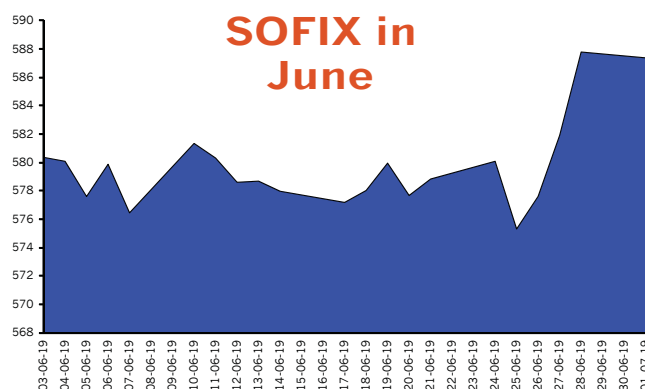
Privatisation Segment (No trades in the reported period)

Total trading statistics on a regulated market with indices components

Index	Volume Traded		Value Traded		Trades	
	Total volume (lots)	% of total volume	Total turnover (BGN)	% of total turnover	All trades #	% of all trades
SOFIX	1,752,670	65.92%	3,702,620.07	37.99%	1,775	56.37%
BGBX 40	2,121,396	79.78%	6,330,147.41	64.95%	2,833	89.97%
BG REIT	288,548	10.85%	567,463.64	5.82%	372	11.81%
BG TR30	2,122,217	79.81%	7,991,825.35	82.00%	2,478	78.69%
CGIX *	315,475	11.86%	896,062.49	9.19%	598	18.99%

Market capitalisation of indices components

Index	Total (BGN)	% of total capitalization
SOFIX	3,426,644,484.47	38.65%
BGBX 40	6,881,937,279.19	77.63%
BG REIT	484,156,563.98	5.46%
BG TR30	5,577,927,556.33	62.92%
CGIX *	1,558,668,070.59	17.58%



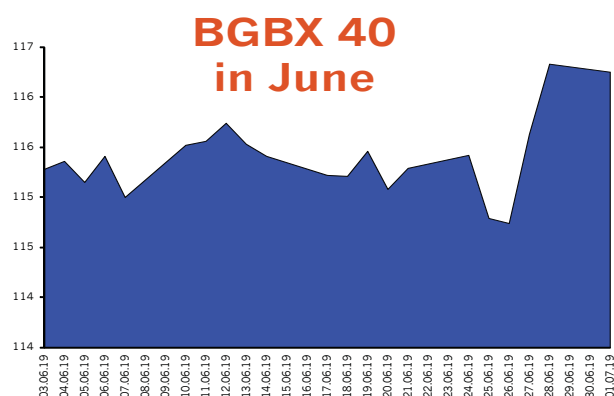
* CGIX is an index of the National Corporate Governance Commission, which is just computed and promoted by BSE as from September 19, 2011.

SOFIX Components

Issuer	Min. price	Max. price	Volume (lots)	Trades	Turnover (BGN)
Advance Terrafund REIT-Sofia	1.8450	1.9300	141,318	164	267,167.12
Gradus AD-Stara Zagora	1.7150	1.8300	131,920	155	235,748.26
Doverie United Holding PLC-Sofia	2.7200	3.1600	408,557	222	1,152,744.56
Eurohold Bulgaria AD-Sofia	1.7800	2.0800	278,183	126	518,969.77
Elana Agrocredit AD-Sofia	1.1500	1.2200	41,625	60	49,060.85
Industrial Holding Bulgaria PLC-Sofia	0.9750	1.0300	73,172	39	73,705.28
M+S Hydraulic AD-Kazanlak	7.4000	7.6000	18,182	53	136,836.10
Sirma Group Holding JSC-Sofia	0.6550	0.7250	215,182	109	146,634.63
Sopharma AD-Sofia	3.3500	3.5500	93,158	198	319,783.75
Stara Planina Hold AD-Sofia	5.6000	5.9000	7,651	78	43,453.25
CB First Investment Bank AD-Sofia	3.1000	3.4600	29,340	97	95,293.80
CB Central Cooperative Bank AD-Sofia	1.5000	1.5750	54,583	87	83,160.83
Bulgarian Real Estate Fund REIT-Sofia	1.9500	2.0800	146,175	200	294,545.52
Chimimport AD-Sofia	1.7300	1.8200	111,420	110	198,033.37
Holding Varna AD-Varna	38.0000	41.6000	2,204	77	87,483.00

BGBX 40 Components

Issuer	Min. price	Max. price	Volume (lots)	Trades	Turnover (BGN)
Agria Group Holding AD-Varna	8.3500	9.4500	5,677	32	49,971.40
Advance Terrafund REIT-Sofia	1.8450	1.9300	141,318	164	267,167.12
Aktiv Properties REIT-Plovdiv	6.5000	7.1000	350	2	2,365.00
Albena AD-Albena	41.8000	44.2000	2,302	82	99,174.60
Allterco AD-Sofia	2.3000	2.5000	9,908	31	23,674.28
Bulgarian Stock Exchange-Sofia	4.9000	5.3000	19,592	57	97,024.30
Velgraf Asset Management AD-Sofia	3.9000	3.9000	200	1	780.00
Gradus AD-Stara Zagora	1.7150	1.8300	131,920	155	235,748.26
Doverie United Holding PLC-Sofia	2.7200	3.1600	408,557	222	1,152,744.56
Eurohold Bulgaria AD-Sofia	1.7800	2.0800	278,183	126	518,969.77
Elana Agrocredit AD-Sofia	1.1500	1.2200	41,625	60	49,060.85
Elhim Iskra AD-Pazardzhik	0.8950	0.9650	13,565	18	12,625.68
Zarneni Hrani Bulgaria AD-Sofia	0.2300	0.2440	13,132	13	3,093.63
Galata Investment Company AD-Varna	1.8600	1.8600	200	1	372.00
Industrial Capital Holding AD-Sofia	2.2200	2.4400	5,375	32	12,262.88
Industrial Holding Bulgaria PLC-Sofia	0.9750	1.0300	73,172	39	73,705.28
Korado Bulgaria AD-Strazhitsa	6.7000	7.0000	3,455	50	23,740.70
Monbat AD-Sofia	6.5500	6.9500	12,376	62	84,600.50
M+S Hydraulic AD-Kazanlak	7.4000	7.6000	18,182	53	136,836.10
Neochim AD-Dimitrograd	23.8000	25.8000	278	14	6,806.80
Oil and Gas Exploration and Production AD-Sofia	6.9500	7.1000	14,029	15	97,821.65
Severcoop Gamza Holding AD-Sofia	3.7000	4.0400	84,854	33	342,735.88
Synergon Holding AD-Sofia	0.9750	1.1000	831	8	891.60
Sirma Group Holding JSC-Sofia	0.6550	0.7250	215,182	109	146,634.63
Sopharma AD-Sofia	3.3500	3.5500	93,158	198	319,783.75
Sopharma Properties REIT-Sofia	6.4000	6.5500	135,454	91	886,157.30
Sopharma Trading AD-Sofia	6.4500	7.1500	13,604	93	93,144.50
Sofia Commerce-Pawn Brokerage AD-Sofia	4.0800	4.2800	6,017	26	25,064.30
Speedy AD-Sofia	48.0000	51.5000	748	27	36,965.00
Stara Planina Hold AD-Sofia	5.6000	5.9000	7,651	78	43,453.25
CB First Investment Bank AD-Sofia	3.1000	3.4600	29,340	97	95,293.80
CB Central Cooperative Bank AD-Sofia	1.5000	1.5750	54,583	87	83,160.83
Trace Group Hold AD-Sofia	2.7000	2.9600	16,595	66	46,490.80
Bulgarian Real Estate Fund REIT-Sofia	1.9500	2.0800	146,175	200	294,545.52
Hydraulic Elements and Systems AD-Yambol	4.8800	4.9600	4,607	30	22,723.10
Chimimport AD-Sofia	1.7300	1.8200	111,420	110	198,033.37
Holding Varna AD-Varna	38.0000	41.6000	2,204	77	87,483.00
Holding Sveta Sofia AD-Sofia	3.5600	3.6000	1,536	17	5,509.20
Tchaikapharma High Quality Medicines AD-Sofia	9.4500	9.6000	1,397	9	13,340.25
CEZ Distribution Bulgaria AD-Sofia	220.0000	280.0000	2,644	248	640,192.00

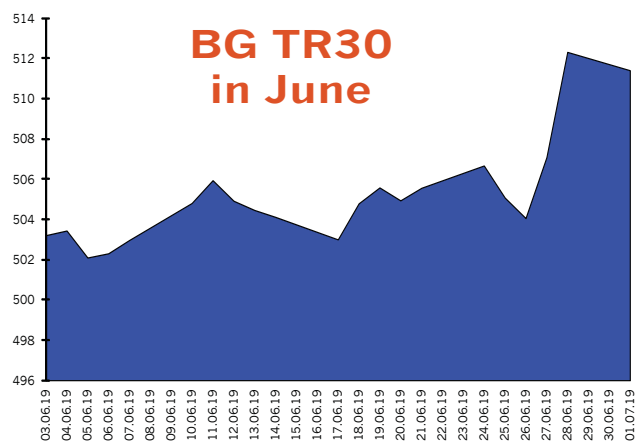
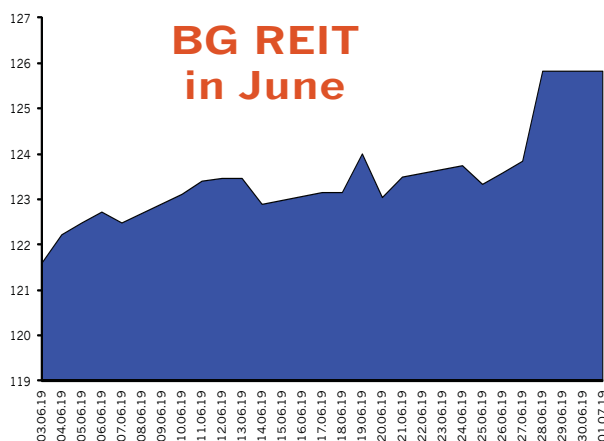


BG REIT Components

Issuer	Min. price	Max. price	Volume (lots)	Trades	Turnover (BGN)
Advance Terrafund REIT-Sofia	1.8450	1.9300	141,318	164	267,167.12
Aktiv Properties REIT-Plovdiv	6.5000	7.1000	350	2	2,365.00
Balkan and Sea Properties REIT-Varna	16.6000	16.6000	50	1	830.00
Roi Property Fund REIT-Sofia	4.8000	5.4000	300	2	1,500.00
Super Borovetz Property Fund REIT-Varna	2.3000	2.3800	350	2	817.00
Bulgarian Real Estate Fund REIT-Sofia	1.9500	2.0800	146,175	200	294,545.52
CCB Real Estate Fund REIT-Sofia	47.8000	47.8000	5	1	239.00

BG TR30 Components

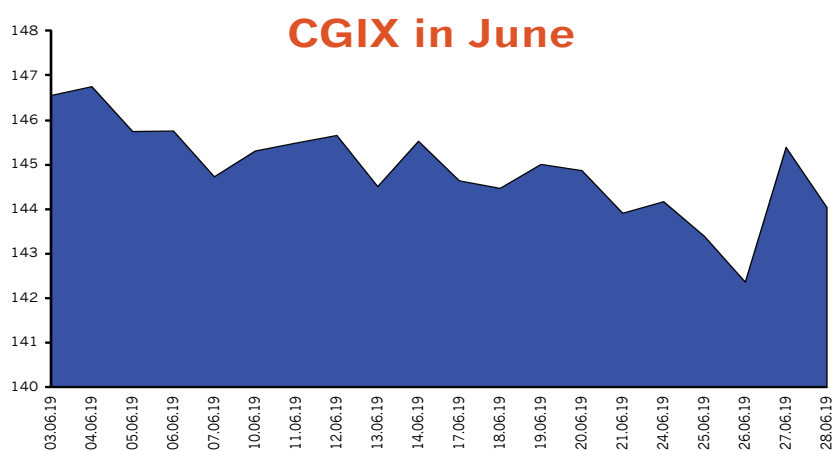
Issuer	Min. price	Max. price	Volume (lots)	Trades	Turnover (BGN)
235 Holdings AD-Sofia	21.0000	21.0000	95,310	2	2,001,510.00
Advance Terrafund REIT-Sofia	1.8450	1.9300	141,318	164	267,167.12
Aktiv Properties REIT-Plovdiv	6.5000	7.1000	350	2	2,365.00
Albena AD-Albena	41.8000	44.2000	2,302	82	99,174.60
Balkan and Sea Properties REIT-Varna	16.6000	16.6000	50	1	830.00
Bulgarian Stock Exchange-Sofia	4.9000	5.3000	19,592	57	97,024.30
Velgraf Asset Management AD-Sofia	3.9000	3.9000	200	1	780.00
Gradus AD-Stara Zagora	1.7150	1.8300	131,920	155	235,748.26
Doverie United Holding PLC-Sofia	2.7200	3.1600	408,557	222	1,152,744.56
Eurohold Bulgaria AD-Sofia	1.7800	2.0800	278,183	126	518,969.77
Elana Agrocredit AD-Sofia	1.1500	1.2200	41,625	60	49,060.85
Galata Investment Company AD-Varna	1.8600	1.8600	200	1	372.00
Industrial Holding Bulgaria PLC-Sofia	0.9750	1.0300	73,172	39	73,705.28
M+S Hydraulic AD-Kazanlak	7.4000	7.6000	18,182	53	136,836.10
Monbat AD-Sofia	6.5500	6.9500	12,376	62	84,600.50
Rodna Zemya Holding AD-Dobrich	2.0000	2.0000	200	1	400.00
Severcoop Gamza Holding AD-Sofia	3.7000	4.0400	84,854	33	342,735.88
Sirma Group Holding JSC-Sofia	0.6550	0.7250	215,182	109	146,634.63
Sopharma AD-Sofia	3.3500	3.5500	93,158	198	319,783.75
Sopharma Properties REIT-Sofia	6.4000	6.5500	135,454	91	886,157.30
Sopharma Trading AD-Sofia	6.4500	7.1500	13,604	93	93,144.50
Stara Planina Hold AD-Sofia	5.6000	5.9000	7,651	78	43,453.25
CB First Investment Bank AD-Sofia	3.1000	3.4600	29,340	97	95,293.80
CB Central Cooperative Bank AD-Sofia	1.5000	1.5750	54,583	87	83,160.83
Bulgarian Real Estate Fund REIT-Sofia	1.9500	2.0800	146,175	200	294,545.52
Chimimport AD-Sofia	1.7300	1.8200	111,420	110	198,033.37
Hirmsnab Bulgaria AD-Sofia	38.0000	42.8000	875	12	34,410.00
Holding Varna AD-Varna	38.0000	41.6000	2,204	77	87,483.00
Holding Sveta Sofia AD-Sofia	3.5600	3.6000	1,536	17	5,509.20
CEZ Distribution Bulgaria AD-Sofia	220.0000	280.0000	2,644	248	640,192.00



Corporate Governance Index CGIX

CGIX Components

Issuer	Min. price	Max. price	Volume (lots)	Trades	Turnover (BGN)
Albena AD-Albena	41.8000	44.2000	2,302	82	99,174.60
Bulgarian Stock Exchange-Sofia	4.9000	5.3000	19,592	57	97,024.30
Industrial Holding Bulgaria PLC-Sofia	0.9750	1.0300	73,172	39	73,705.28
Korado Bulgaria AD-Strazhitsa	6.7000	7.0000	3,455	50	23,740.70
Monbat AD-Sofia	6.5500	6.9500	12,376	62	84,600.50
Sopharma AD-Sofia	3.3500	3.5500	93,158	198	319,783.75
Chimimport AD-Sofia	1.7300	1.8200	111,420	110	198,033.37



CGIX is the index of the companies enjoying good corporate governance as selected by the National Corporate Governance Commission.

The starting date of calculation of the CGIX is September 19, 2011.

CGIX is an index of the National Corporate Governance Commission but is currently computed and promoted by BSE.

The Rules on calculating the Corporate Governance Index (CGIX) are available in Bulgarian at http://download.bse-sofia.bg/others/CGIX_Index_Rules_BG.pdf

Premium Equities Segment* (based on non-consolidated reports**)

Issue	Issuer	P / E	P / S	P / B	P / EBIT	ROA	EBIT / Total Asts.	ROE	EBIT / Equity	Current Ratio	Debt / Equity	Assets Turnover
4CF	CB Central Cooperative Bank AD-Sofia			0.36							0.90	
5F4	CB First Investment Bank AD-Sofia	2.28	0.97	0.43		0.02		0.19			0.91	
6C4	Chimimport AD-Sofia	10.92	6.99	0.34	9.05	0.03	0.03	0.03	0.04	2.81	0.16	0.04
4KX	Korado Bulgaria AD-Strazhitsa	17.75	2.13	4.18	13.24	0.17	0.19	0.24	0.28	2.81	0.33	1.41
5MB	Monbat AD-Sofia	21.88	0.71	1.60	11.38	0.03	0.05	0.07	0.11	1.58	0.54	1.06
SKK	Sirma Group Holding JSC-Sofia	15.01	8.42	0.55	11.54	0.03	0.04	0.04	0.04	0.71	0.23	0.05
3JR	Sopharma AD-Sofia	12.71	1.96	0.85	7.66	0.05	0.06	0.07	0.08	1.35	0.25	0.35

Premium Equities Segment* (based on consolidated reports**)

Issue	Issuer	P / E	P / S	P / B	P / EBIT	ROA	EBIT / Total Asts.	ROE	EBIT / Equity	Current Ratio	Debt / Equity	Assets Turnover
4CF	CB Central Cooperative Bank AD-Sofia	3.36	0.97	0.33		0.01		0.11			0.91	
5F4	CB First Investment Bank AD-Sofia	2.08	0.91	0.42		0.02		0.20			0.91	
6C4	Chimimport AD-Sofia	5.81	0.03	0.29	2.54	0.05	0.08	0.05	0.10	1.10	0.82	7.82
4KX	Korado Bulgaria AD-Strazhitsa											
5MB	Monbat AD-Sofia	50.79	0.85	1.12	9.50	0.01	0.04	0.03	0.08	1.68	0.51	0.89
SKK	Sirma Group Holding JSC-Sofia	5.75	0.63	0.45	3.09	0.08	0.10	0.10	0.12	0.93	0.28	0.72
3JR	Sopharma AD-Sofia	13.64	0.35	0.87	5.16	0.05	0.08	0.06	0.10	1.06	0.53	1.94

Standard Equities Segment* (based on non-consolidated reports**)

Issue	Issuer	P / E	P / S	P / B	P / EBIT	ROA	EBIT / Total Asts.	ROE	EBIT / Equity	Current Ratio	Debt / Equity	Assets Turnover
94G	235 Holdings AD-Sofia			21.22						7.25		
A72	Agria Group Holding AD-Varna	37.60	13.02	1.19	17.95	0.01	0.03	0.03	0.07	0.70	0.56	0.04
6AB	Albena AD-Albena	18.08	1.80	0.39	6.00	0.02	0.02	0.02	0.03	0.31	0.21	0.17
6AM	Alcomet AD-Shumen	16.61	0.58	0.97	7.29	0.04	0.05	0.07	0.08	1.50	0.41	1.08
A4L	Allterco AD-Sofia	51.02	94.46	2.08	43.30	0.03	0.04	0.04	0.05	6.43	0.18	0.02
A00	BG Agro AD-Varna	957.62	78.36	1.08	689.02					24.33		0.01
5BP	Billboard AD-Sofia	18.00	0.49	0.21	2.44	0.01	0.02	0.01	0.03	2.09	0.37	0.27
5BR	Bulgarian River Shipping AD-Ruse		2.06	0.33						0.79	0.20	0.13
BSO	Bulgarian Stock Exchange-Sofia		12.59	3.31						4.69	0.10	0.22
5BN	CB Bulgarian American Credit Bank AD-Sofia	13.05	3.48	0.85		0.01		0.07			0.87	
5CP	CB Texim Bank AD-Sofia	74.87	5.50	2.09				0.03			0.88	
3CZ	CEZ Distribution Bulgaria AD-Sofia		1.25	0.73	5.97					0.74	0.34	0.40
1CZ	CEZ Electro Bulgaria AD-Sofia	9.74	0.23	0.84	8.62	0.04	0.05	0.09	0.10	1.95	0.54	1.77
5DOV	Doverie United Holding PLC-Sofia		39.37	1.76						6.53	0.52	0.02
0EA	Elana Agrocredit AD-Sofia	16.54	5.27	1.01	11.58	0.04	0.06	0.07	0.10	6.98	0.30	0.13
52E	Elhim Iskra AD-Pazardzhik	34.31	0.66	0.68	9.25	0.02	0.02	0.02	0.02	8.01	0.13	0.99
57E	EMKA AD-Sevlievo	16.03	0.55	1.37	8.44	0.08	0.09	0.09	0.10	7.74	0.09	2.30
5EO	Etropal AD-Etropole	581.63	3.48	5.58	34.34		0.02	0.01	0.06	0.87	0.62	0.64
4EH	Eurohold Bulgaria AD-Sofia	217.93	16.63	1.20	19.88		0.03	0.01	0.06	0.13	0.43	0.04
4F6	Fazerles AD-Silistra		0.91	0.51	15.45					16.94	0.06	0.53
4F8	Formoplast AD-Kardzhali		16.03	8.56	379.45					2.07	0.19	0.42
GTH	Galata Investment Company AD-Varna		26.19	1.66						2.82	0.01	0.06
GR6	Gradus AD-Stara Zagora			1.26	0.01					1472.52		
58E	Himsnab Bulgaria AD-Sofia	51.79	82.46	1.25	46.63	0.02	0.02	0.02	0.03	2.94	0.22	0.01
6N3	Holding Nov Vek AD-Sofia	65.89	10.64	1.97	15.51	0.01	0.04	0.03	0.13	0.69	0.69	0.06
4HS	Holding Sveta Sofia AD-Sofia	8.61	4.22	1.01	5.40	0.05	0.08	0.15	0.23	1.08	0.60	0.10
5V2	Holding Varna AD-Varna	60.77	25.36	1.36	30.57	0.02	0.03	0.02	0.04	4.12	0.22	0.04
4HE	Hydraulic Elements and Systems AD-Yambol	16.49	1.41	2.28	9.55	0.12	0.13	0.15	0.17	2.83	0.18	1.39

* Ratios are calculated on the base of the last weighted-average price as of the end of the month

** Financial reports data (ttm)

Methodology for Calculation of Financial Ratios is available at http://download.bse-sofia.bg/pdf/methodology_en.pdf

Financial Ratios

June
2019

Issue	Issuer	P / E	P / S	P / B	P / EBIT	ROA	EBIT / Total Asts.	ROE	EBIT / Equity	Current Ratio	Debt / Equity	Assets Turnover
4I8	Industrial Capital Holding AD-Sofia	20.56	11.85	1.59	20.51	0.07	0.07	0.08	0.08	11.63	0.03	0.13
4ID	Industrial Holding Bulgaria PLC-Sofia	36.04	23.77	0.46	30.73	0.01	0.01	0.01	0.01	0.09	0.08	0.02
6R1	Industry Development Holding JSC-Sofia	5.69	2.53	0.90	2.89	0.06	0.11	0.17	0.34	2.55	0.64	0.13
4IN	Investor.BG AD-Sofia	3098.74	8.56	1.97	499.80					2.05	0.18	0.20
4L4	Lavena AD-Shumen	32.41	1.63	1.83	12.26	0.03	0.04	0.05	0.07	6.50	0.26	0.62
5MH	M+S Hydraulic AD-Kazanlak	21.57	2.44	3.58	12.88	0.15	0.16	0.18	0.20	3.72	0.16	1.31
178B	Neo London Capital PLC-Sofia	3.41		0.79	2.44	0.12	0.17	0.27	0.38	13.01	0.59	
3NB	Neochim AD-Dimitrograd		0.26	0.70						1.80	0.25	1.85
5ODE	Odessos Shiprepair Yard AD-Varna	25.54	1.11	0.63	10.07	0.02	0.02	0.02	0.03	2.28	0.08	0.51
4O1	Oil and Gas Exploration and Production AD-Sofia	30.20	3.67	0.92	10.29	0.02	0.03	0.03	0.04	2.06	0.23	0.19
5PET	Petrol AD-Sofia		0.04	1.50						1.47	0.89	4.45
RGL	Regala Invest AD-Varna	1854.39	125.12	2.18	174.24		0.01		0.01	0.05	0.13	0.02
6R2	Rodna Zemya Holding AD-Dobrich	10.84	5.35	1.22	6.84	0.05	0.08	0.14	0.23	2.61	0.58	0.11
6S4	Severcoop Gamza Holding AD-Sofia	11.46	4.39	0.87	6.16	0.04	0.08	0.09	0.16	4.86	0.56	0.11
6S5	Sila Holding AD-Stara Zagora	17.38	12.50	1.53	14.31	0.07	0.08	0.09	0.11	88.16	0.16	0.10
6SOA	Sofia Commerce-Pawn Brokerage AD-Sofia	9.44	1.70	0.97	8.19	0.09	0.10	0.10	0.11	10.45	0.10	0.51
SO5	Sopharma Trading AD-Sofia	11.71	0.30	2.57	7.81	0.05	0.06	0.24	0.30	1.11	0.78	2.03
OSP	Speedy AD-Sofia	20.41	2.08	4.68	9.38	0.13	0.15	0.25	0.30	0.79	0.56	1.25
3NJ	SS Konstantine And Elena Holding AD-Varna		11.04	1.35						0.82	0.43	0.07
5SR	Stara Planina Hold AD-Sofia	21.14	17.64	3.14	21.13	0.13	0.13	0.15	0.15	2.98	0.11	0.16
6S7	Synergion Holding AD-Sofia		3.03	0.14						8.95	0.29	0.04
EHN	Synthetica AD-Sofia	81.18	40.92	6.69	58.80	0.04	0.06	0.09	0.12	6.26	0.72	0.09
7TH	Tchaikapharma High Quality Medicines AD-Sofia	61.18	18.13	7.13	42.93	0.11	0.12	0.12	0.14	5.53	0.14	0.36
3TV	Toplivo AD-Sofia		0.11	0.18						2.59	0.36	1.02
T57	Trace Group Hold AD-Sofia	4.56	0.35	0.60	3.97	0.09	0.09	0.14	0.14	1.91	0.34	1.12
1VX	Velgraf Asset Management AD-Sofia	75.12	17.35	2.32	32.73	0.02	0.03	0.03	0.05	1.81	0.29	0.09
2YH	VF Alternative AD-Sofia											
4PX	Yuri Gagarin PLC-Plovdiv	17.69	0.10	0.13	1.24		0.01	0.01	0.02	1.60	0.37	0.85
T43	Zarneni Hrani Bulgaria AD-Sofia	23.29	37.82	0.17	17.14	0.01	0.01	0.01	0.01	1.42	0.12	
3ZL	Zlatni Pyasatsi AD-Varna		1.36	0.15	61.49					5.07	0.05	0.10

Standard Equities Segment* (based on consolidated reports**)

Issue	Issuer	P / E	P / S	P / B	P / EBIT	ROA	EBIT / Total Asts.	ROE	EBIT / Equity	Current Ratio	Debt / Equity	Assets Turnover
94G	235 Holdings AD-Sofia			21.37						386.77		
A72	Agria Group Holding AD-Varna	5.14	0.23	0.44	2.48	0.10	0.16	0.25	0.37	1.14	0.58	2.31
6AB	Albena AD-Albena	21.47	1.40	0.39	5.27	0.01	0.02	0.02	0.03	0.50	0.26	0.22
6AM	Alcomet AD-Shumen	16.61	0.58	0.97	7.29	0.04	0.05	0.07	0.08	1.50	0.41	1.08
A4L	Allterco AD-Sofia	9.97	0.79	1.27	7.02	0.17	0.20	0.21	0.25	1.95	0.29	2.14
A00	BG Agro AD-Varna	10.80	0.64	0.80	6.17	0.10	0.12	0.10	0.12	1.04	0.42	1.64
5BP	Billboard AD-Sofia	52.11	0.11	0.20	1.11		0.04		0.05	0.88	0.56	1.22
5BR	Bulgarian River Shipping AD-Ruse		1.38	0.32	731.14					0.93	0.17	0.19
BSO	Bulgarian Stock Exchange-Sofia	9.63	3.25	2.35	7.97	0.29	0.33	0.34	0.38	1.17	0.82	0.87
5BN	CB Bulgarian American Credit Bank AD-Sofia	12.47	3.43	0.84		0.01		0.07			0.87	
5CP	CB Texim Bank AD-Sofia	72.55	5.35	2.08				0.03			0.88	
3CZ	CEZ Distribution Bulgaria AD-Sofia	147,813.33	1.23	0.73	5.56				0.01	0.75	0.34	0.41
5DOV	Doverie United Holding PLC-Sofia	5.83	0.34	0.73	2.55	0.15	0.24	0.29	0.46	1.06	0.70	2.61
5EO	Etropal AD-Etropole	459.68	3.44	5.46	33.33		0.02	0.01	0.06	0.89	0.61	0.65
4EH	Eurohold Bulgaria AD-Sofia	20.98	0.29	2.36	6.75	0.03	0.08	0.06	0.15	1.10	0.86	2.36

* Ratios are calculated on the base of the last weighted-average price as of the end of the month

** Financial reports data (ttm)

Methodology for Calculation of Financial Ratios is available at http://download.bse-sofia.bg/pdf/methodology_en.pdf

Financial Ratios

June
2019

Issue	Issuer	P / E	P / S	P / B	P / EBIT	ROA	EBIT / Total Asts.	ROE	EBIT / Equity	Current Ratio	Debt / Equity	Assets Turnover
GR6	Gradus AD-Stara Zagora			1.25	4.88					4.49	0.12	
58E	Himsnab Bulgaria AD-Sofia	23.61	5.23	0.98	12.56	0.04	0.07	0.05	0.09	2.16	0.38	0.19
6N3	Holding Nov Vek AD-Sofia	38.74	1.29	4.27	8.10	0.02	0.05	0.05	0.19	2.49	0.88	0.46
4HS	Holding Sveta Sofia AD-Sofia	6.45	0.97	0.98	3.41	0.07	0.12	0.19	0.36	1.04	0.74	0.44
5V2	Holding Varna AD-Varna		2.87	1.37	39.01					1.84	0.50	0.35
4I8	Industrial Capital Holding AD-Sofia	12.04	0.14	0.58	1.14	0.11	0.70	0.11	0.73	4.62	0.14	9.24
4ID	Industrial Holding Bulgaria PLC-Sofia	9.85	0.96	0.33	3.67	0.04	0.06	0.05	0.07	1.20	0.21	0.43
6R1	Industry Development Holding JSC-Sofia	4.88	1.51	0.65	2.03	0.07	0.16	0.20	0.49	2.82	0.68	0.22
4IN	Investor.BG AD-Sofia		4.47	2.47						1.82	0.45	0.38
4L4	Lavena AD-Shumen	28.43	1.63	1.80	10.85	0.04	0.05	0.06	0.08	6.14	0.26	0.62
5MH	M+S Hydraulic AD-Kazanlak	20.15	2.37	3.71	12.13	0.16	0.18	0.19	0.21	3.69	0.17	1.35
3NB	Neochim AD-Dimitrograd		0.26	0.70						1.81	0.25	1.86
4O1	Oil and Gas Exploration and Production AD-Sofia	24.60	2.08	1.03	7.98	0.02	0.03	0.03	0.04	2.66	0.22	0.27
5PET	Petrol AD-Sofia		0.04	1.40	29.17					1.31	0.89	4.52
6R2	Rodna Zemya Holding AD-Dobrich	3.11	0.55	1.06	2.15	0.19	0.24	0.50	0.65	1.27	0.67	1.05
6S4	Severcoop Gamza Holding AD-Sofia	6.62	3.04	0.89	3.85	0.07	0.12	0.15	0.26	2.87	0.63	0.15
6S5	Sila Holding AD-Stara Zagora	12.68	2.09	1.41	6.86	0.09	0.16	0.13	0.23	3.09	0.56	0.56
6SOA	Sofia Commerce-Pawn Brokerage AD-Sofia	5.44	0.90	0.96	4.73	0.10	0.11	0.10	0.12	18.08	0.07	0.58
SO5	Sopharma Trading AD-Sofia	25.04	0.24	3.15	9.14	0.02	0.04	0.11	0.17	1.05	0.84	2.49
OSP	Speedy AD-Sofia	23.01	1.39	5.23	7.90	0.11	0.15	0.22	0.29	0.87	0.66	1.85
3NJ	SS Konstantine And Elena Holding AD-Varna		2.04	1.60						0.44	0.70	0.37
5SR	Stara Planina Hold AD-Sofia	15.87	0.50	1.19	3.26	0.17	0.52	0.20	0.58	3.71	0.17	5.56
6S7	Synergon Holding AD-Sofia		0.06	0.08	2.54					1.95	0.20	2.02
EHN	Synthetica AD-Sofia		2.47	7.73	35.48					4.13	0.73	1.41
3TV	Toplivo AD-Sofia		0.08	0.19						2.59	0.37	1.32
T57	Trace Group Hold AD-Sofia	4.92	0.15	0.65	3.07	0.06	0.07	0.10	0.12	1.32	0.51	2.04
1VX	Velgraf Asset Management AD-Sofia	65.90	18.00	2.34	25.65	0.02	0.03	0.03	0.05	1.72	0.31	0.07
4PX	Yuri Gagarin PLC-Plovdiv	8.77	0.08	0.12	1.07	0.01	0.02	0.01	0.03	1.62	0.38	1.05
T43	Zarneni Hrani Bulgaria AD-Sofia	9.34	0.55	0.18	2.36	0.02	0.04	0.02	0.04	1.51	0.26	0.27
3ZL	Zlatni Pyasatsi AD-Varna		0.65	0.17	11.06					5.95	0.06	0.22

SPVs Segment* (based on non-consolidated reports**)

Issue	Issuer	P / E	P / S	P / B	P / EBIT	ROA	EBIT / Total Asts.	ROE	EBIT / Equity	Current Ratio	Debt / Equity	Assets Turnover
6A6	Advance Terrafund REIT-Sofia	14.85	10.14	0.64	14.85	0.04	0.04	0.04	0.04	3.71	0.03	0.06
5AX	Aktiv Properties REIT-Plovdiv		6.34	0.72						0.92	0.32	0.08
5H4	Balkan and Sea Properties REIT-Varna	20.70	12.92	2.03	15.63	0.06	0.08	0.12	0.15	5.68	0.42	0.10
BPY	Bravo Property Fund REIT-Sofia			1.20						70.75	0.01	
5BU	Bulgarian Real Estate Fund REIT-Sofia	9.17	6.28	0.68	8.75	0.06	0.06	0.07	0.07	6.40	0.11	0.09
9BH	Bulgarian Receivables Fund SPE-Sofia			1.11						0.01	0.07	
5BD	Bulland Investments REIT-Sofia		1,269.91	1.00						0.02	0.13	
5EX	Exclusive Property REIT-Sofia	3.51	16.10	0.90	3.31	0.14	0.15	0.31	0.32	0.13	0.49	0.03
E7P	Expat Beta REIT-Sofia		33.06	0.88						0.13	0.21	0.02
6F3	FairPlay Properties REIT-Sofia	8.80	0.73	0.28	7.07	0.02	0.03	0.03	0.04	5.85	0.18	0.29
RPR	Roi Property Fund REIT-Sofia	5.09	1.89	1.17	3.80	0.10	0.13	0.26	0.35	3.63	0.56	0.27
6S6	Sopharma Properties REIT-Sofia	137.71	12.14	2.30	19.42	0.01	0.08	0.02	0.12	0.07	0.30	0.13
6SB	Super Borovetz Property Fund REIT-Varna	193.51	38.90	1.47	18.43		0.03	0.01	0.08	0.74	0.66	0.01

* Ratios are calculated on the base of the last weighted-average price as of the end of the month

** Financial reports data (ttm)

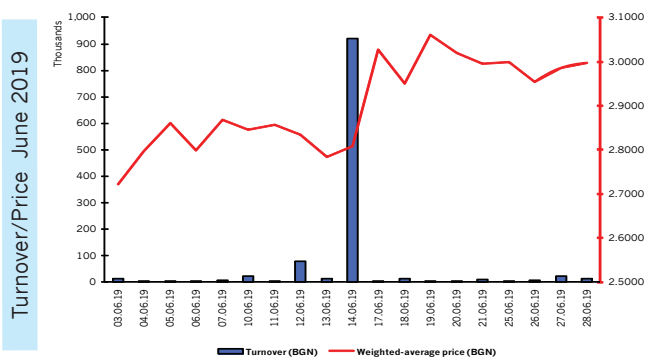
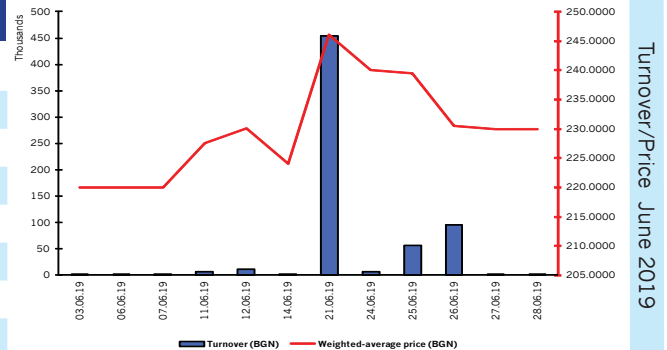
Methodology for Calculation of Financial Ratios is available at http://download.bse-sofia.bg/pdf/methodology_en.pdf

Top 5 Stocks by Trades

June 2019

CEZ Distribution Bulgaria

BSE code of the issue	3CZ
Volume of the issue (common shares)	1,928,000
Nominal value (BGN per share)	1.00
Last gross dividend 2018 (BGN per share)	0.00
Trading on regulated market as from the beginning of the year	
Volume in lots	5,798
Value in BGN	1,279,781.00
Trades	475

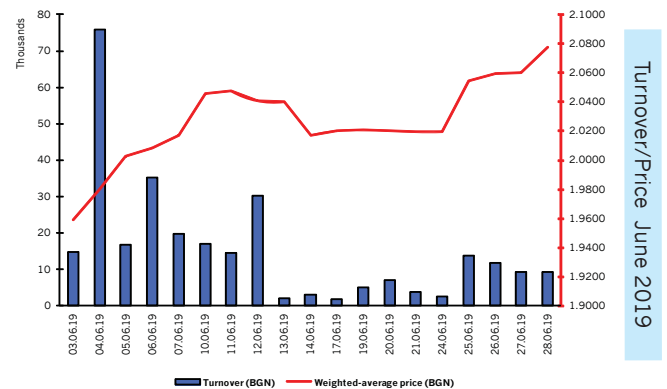


Doverie United Holding

BSE code of the issue	5DOV
Volume of the issue (common shares)	18,736,099
Nominal value (BGN per share)	1.00
Last gross dividend 2018 (BGN per share)	0.00
Trading on regulated market as from the beginning of the year	
Volume in lots	1,403,655
Value in BGN	3,632,511.70
Trades	1,536

Bulgarian Real Estate Fund REIT

BSE code of the issue	5BU
Volume of the issue (common shares)	34,641,925
Nominal value (BGN per share)	1.00
Last gross dividend 2018 (BGN per share)	0.0996
Trading on regulated market as from the beginning of the year	
Volume in lots	1,133,356
Value in BGN	2,164,560.82
Trades	739

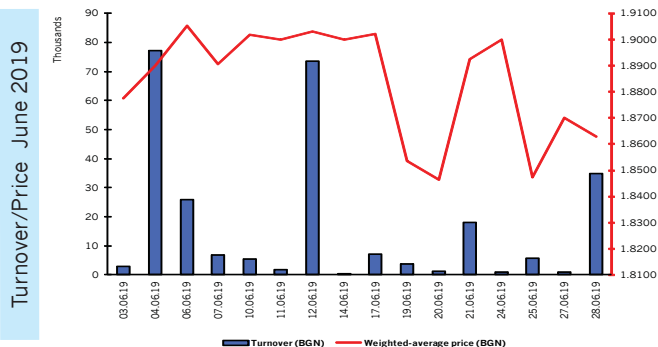
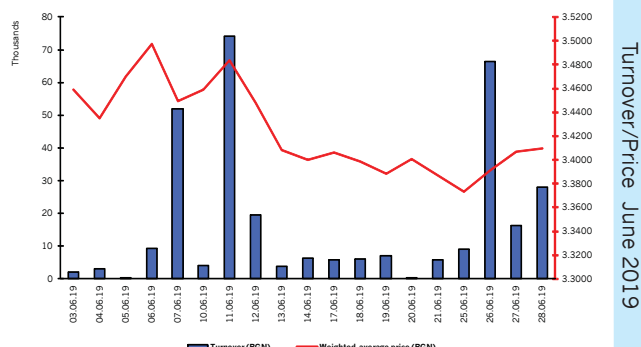


Top 5 Stocks by Trades

June 2019

Sopharma

BSE code of the issue	3JR
Volume of the issue (common shares)	134,797,899
Nominal value (BGN per share)	1.00
Last gross dividend 2018 (BGN per share)	0.00
Trading on regulated market as from the beginning of the year	
Volume in lots	1,152,423
Value in BGN	3,874,175.98
Trades	1,037



Advance Terrafund REIT

BSE code of the issue	6A6
Volume of the issue (common shares)	85,110,091
Nominal value (BGN per share)	1.00
Last gross dividend 2018 (BGN per share)	0.0470
Trading on regulated market as from the beginning of the year	
Volume in lots	2,310,777
Value in BGN	4,386,598.79
Trades	1,112