

June  
2018

# MONTHLY BULLETIN



БФБ

BULGARIAN STOCK EXCHANGE  
1000 Sofia, 6 Tri ushi St.  
Tel: (+359 2) 937 09 45; Fax: (+359 2) 937 09 46  
<http://www.bse-sofia.bg>; e-mail: [bse@bse-sofia.bg](mailto:bse@bse-sofia.bg)

# General Statistics

June 2018

Capitalization of BSE Main Market		Change	
As of 30 June 2018			
Market Segment	Capitalization	May * 2018	June * 2017
Premium Equities Segment	2,161,526,444.50	-1.32%	-5.63%
Standard Equities Segment	6,106,443,025.25	-1.59%	-7.83%
Special Purpose Vehicles Segment	692,585,609.10	-0.17%	9.03%
<b>Total Capitalization of BSE Main Market</b>	<b>8,960,555,078.85</b>	<b>-1.42%</b>	<b>-6.18%</b>

\* as of the end of the period

Issues admitted to trading on BSE Main Market			
Market Segment	Number of new issues	Number of delisted issues	Number of listed issues as of the end of the month
Premium Equities Segment	0	0	7
Standard Equities Segment	0	1	77
Special Purpose Vehicles Segment	0	0	15
Bonds Segment	4	0	60
Compensatory Instruments Segment	0	0	3
Exchange Traded Products Segment	0	0	12
Subscription Rights Segment	0	0	0
Initial Public Offering Segment	1	1	0
Government Securities Segment	0	0	20
<b>TOTAL :</b>	<b>5</b>	<b>2</b>	<b>194</b>

\* as of the end of the period

## BSE Indices

### SOFIX

Value *	634.26
Monthly change	-0.36%
Annual change	-9.84%
P/E **	10.37
P/B **	0.83

### BGBX 40

Value *	124.90
Monthly change	-1.12%
Annual change	-6.94%
P/E **	12.32
P/B **	1.29

### BG TR30

Value *	525.39
Monthly change	-0.55%
Annual change	-1.88%
P/E **	46.74
P/B **	1.47

### BG REIT

Value *	116.21
Monthly change	0.64%
Annual change	2.14%
P/E **	12.44
P/B **	1.08

\* Values as of 30 June 2018

\*\* P (prices) are weighted-average

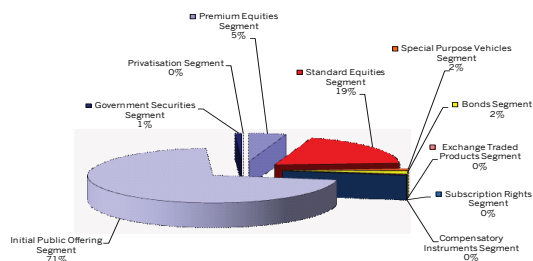
\*\* Financial reports data (ttm)

## Monthly Trading by BSE Main Market Segments

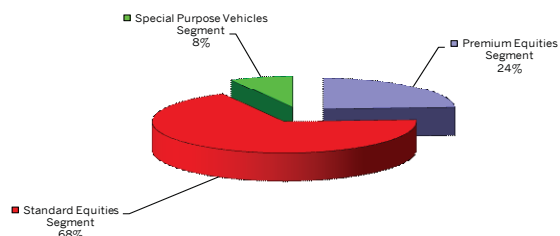
Market Segment	June 2018			Change in turnover (%)	
	Trades	Turnover (BGN)	Volume (lots)	May 2018	June 2017
Premium Equities Segment	1,282	5,451,946	2,123,420	71.82%	-76.43%
Standard Equities Segment	1,507	21,884,285	8,864,877	66.69%	-13.14%
Special Purpose Vehicles Segment	561	1,726,193	1,284,548	126.58%	-52.21%
Bonds Segment	62	1,926,929	1,465	14.32%	-30.92%
Compensatory Instruments Segment	125	399,489	1,023,474	0.48%	34.70%
Exchange Traded Products Segment	70	90,945	322,117	-12.37%	-18.47%
Subscription Rights Segment	0	0	0	-100.00%	-100.00%
Initial Public Offering Segment	1,414	81,391,356	45,217,420	n/a	n/a
Government Securities Segment	1	1,021,656	1,000	n/a	n/a
Privatisation Segment	0	0	0	n/a	n/a
<b>TOTAL:</b>	<b>5,022</b>	<b>113,892,798</b>	<b>58,838,321</b>	<b>491.62%</b>	<b>106.40%</b>
OTC trades ***	0	0	0	n/a	-100.00%

\*\*\* Effective as from 03 January 2018, no OTC trades June be announced through the trading system of BSE-Sofia

### Turnover by Segments of BSE Main Market



### Capitalization by Segments of BSE Main Market



### New issues admitted to trading on the BSE Main Market in June

Issue	Issuer	First Trading Day	Trading Currency	Amount of the issue in the respective currency	Market Segment
1BKA	IT Soft EAD-Sofia	19.06.2018	BGN	7,000,000	Bonds Segment
16TA	Adara JSC-Sofia	19.06.2018	BGN	15,000,000	Bonds Segment
2AL2	Alteron REIT-Varna	21.06.2018	BGN	10,000,000	Bonds Segment
4PRA	Premier Fund REIT-Varna	26.06.2018	BGN	20,000,000	Bonds Segment

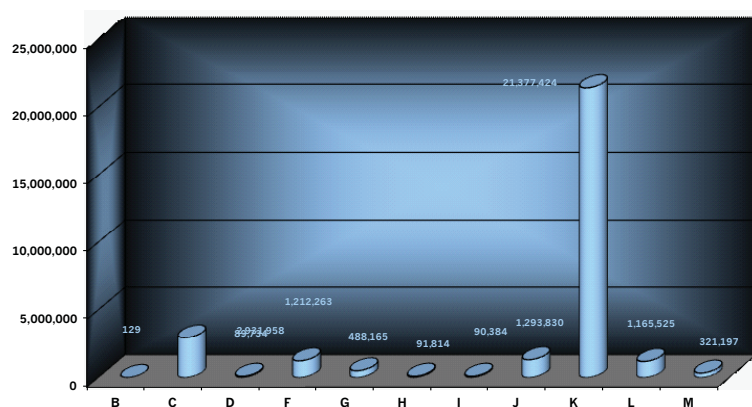
### Daily-Average Trading by BSE Main Market Segments

Market Segment	June 2018			Change in turnover (%)	
	Trades	Turnover (BGN)	Volume (lots)	May 2018	June 2017
Premium Equities Segment	61	259,616	101,115	63.64%	-75.31%
Standard Equities Segment	72	1,042,109	422,137	58.75%	-9.00%
Special Purpose Vehicles Segment	27	82,200	61,169	115.79%	-49.93%
Bonds Segment	3	91,759	70	8.88%	-27.63%
Compensatory Instruments Segment	6	19,023	48,737	-4.30%	41.11%
Exchange Traded Products Segment	3	4,331	15,339	-16.54%	-14.59%
Subscription Rights Segment	0	0	0	-100.00%	-100.00%
Initial Public Offering Segment	67	3,875,779	2,153,210	n/a	n/a
Government Securities Segment	0	48,650	48	n/a	n/a
Privatisation Segment	0	0	0	n/a	n/a
<b>TOTAL:</b>	<b>239</b>	<b>5,423,467</b>	<b>2,801,825</b>	<b>463.45%</b>	<b>116.23%</b>
OTC trades ***	0	0	0	n/a	-100.00%

\*\*\* Effective as from 03 January 2018, no OTC trades June be announced through the trading system of BSE-Sofia

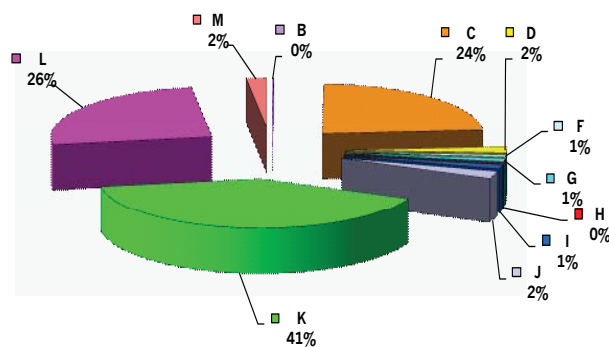
Trading by Industries (according to NACE.BG-2008)		Trades	Volume (lots)	Turnover (BGN)
B	Mining and quarrying	1	20	129.00
C	Manufacturing	1,039	607,451	2,931,957.99
D	Electricity,gas,steam and air conditioning supply	33	192	89,734.00
F	Construction	76	924,857	1,212,263.36
G	Wholesale and retail trade; repair of motor vehicles and motorcycles	225	116,786	488,165.45
H	Transportation and storage	39	54,502	91,813.69
I	Accommodation and food service activities	73	2,252	90,383.90
J	Information and communication	2	96,550	1,293,830.00
K	Financial and insurance activities	1,629	9,896,511	21,377,423.85
L	Real estate activities	62	243,489	1,165,525.30
M	Professional, scientific and technical activities	171	330,235	321,197.27

## Share of industries in the total turnover (BGN) on the BSE Main Market in June



- B Mining and quarrying
- C Manufacturing
- D Electricity,gas,steam and air conditioning supply
- F Construction
- G Wholesale and retail trade; repair of motor vehicles and motorcycles
- H Transportation and storage
- I Accommodation and food service activities
- J Information and communication
- K Financial and insurance activities
- L Real estate activities
- M Professional, scientific and technical activities

## Share of industries in the total turnover on the BSE Main Market in the last 365 days



- B Mining and quarrying
- C Manufacturing
- D Electricity,gas,steam and air conditioning supply
- F Construction
- G Wholesale and retail trade; repair of motor vehicles and motorcycles
- H Transportation and storage
- I Accommodation and food service activities
- J Information and communication
- K Financial and insurance activities
- L Real estate activities
- M Professional, scientific and technical activities

## TOP 5

### Liquidity Ranking

Issuer	Trades	Volume (lots)	Turnover (BGN)
Sopharma AD-Sofia	503	444,217	1,881,186.24
Chimimport AD-Sofia	257	1,158,227	2,599,485.82
Advance Terrafund REIT-Sofia	251	241,839	528,979.54
Sopharma Trading AD-Sofia	188	61,175	454,285.55
Doverie United Holding PLC-Sofia	153	55,723	86,553.33

## TOP 5

### Members

Trades		Turnover (BGN)	
Inv. Intermediary "Karoll"	3,085	Inv. Intermediary "First Financial Brokerage House"	165,489,773.29
Inv. Intermediary "First Financial Brokerage House"	2,091	Inv. Intermediary "Euro - Finance"	23,081,327.20
Inv. Intermediary "Elana Trading"	1,207	Inv. Intermediary "Karoll"	9,496,673.78
Inv. Intermediary "BenchMark Finance"	1,077	Inv. Intermediary "BenchMark Finance"	4,331,564.61
Inv. Intermediary "Capman"	402	Inv. Intermediary "Elana Trading"	4,014,539.11

## TOP 30

### Capitalization as of 30 June 2018

Issues of shares on the BSE Main Market

Issue	Issuer	Nominal (BGN)	Amount (Shares)	Closing price (BGN)	Capitalization (BGN)
7TH	Tchaikapharma High Quality Medicines AD-Sofia	1.00	72,200,000	8.1000	584,820,000.00
3JR	Sopharma AD-Sofia	1.00	134,797,899	4.0700	548,627,448.93
6C4	Chimimport AD-Sofia	1.00	239,646,267	2.2700	543,997,026.09
3CZ	CEZ Distribution Bulgaria AD-Sofia	1.00	1,928,000	248.0000	478,144,000.00
5F4	CB First Investment Bank AD-Sofia	1.00	110,000,000	3.5400	389,400,000.00
5MB	Monbat AD-Sofia	1.00	39,000,000	8.3000	323,700,000.00
6AM	Alcomet AD-Shumen	1.00	17,952,959	17.9000	321,357,966.10
4EH	Eurohold Bulgaria AD-Sofia	1.00	197,525,600	1.5000	296,288,400.00
5MH	M+S Hydraulic AD-Kazanlak	1.00	39,055,200	7.3500	287,055,720.00
1VX	Velgraf Asset Management AD-Sofia	1.00	68,979,758	3.6800	253,845,509.44
6AB	Albena AD-Albena	1.00	4,273,126	57.0000	243,568,182.00
SO5	Sopharma Trading AD-Sofia	1.00	32,905,009	7.2000	236,916,064.80
OSP	Speedy AD-Sofia	1.00	5,377,619	40.0000	215,104,760.00
4CF	CB Central Cooperative Bank AD-Sofia	1.00	113,154,291	1.8000	203,677,723.80
5V2	Holding Varna AD-Varna	1.00	5,235,900	37.2000	194,775,480.00
6A6	Advance Terrafund REIT-Sofia	1.00	85,110,091	2.1900	186,391,099.29
5BN	CB Bulgarian American Credit Bank AD-Sofia	1.00	24,691,313	7.4000	182,715,716.20
5SR	Stara Planina Hold AD-Sofia	1.00	21,000,000	7.1500	150,150,000.00
3MZ	Svilosa AD-Svishtov	1.00	31,754,944	4.2000	133,370,764.80
6S6	Sopharma Properties REIT-Sofia	1.00	20,103,965	6.5000	130,675,772.50
6AG	Agro Finance REIT-Plovdiv	1.00	32,219,708	4.0000	128,878,832.00
EHN	Synthetica AD-Sofia	1.00	3,000,000	42.0000	126,000,000.00
GTH	Galata Investment Company AD-Varna	1.00	68,571,234	1.7500	119,999,659.50
3NB	Neochim AD-Dimitrovgrad	1.00	2,654,358	44.4000	117,853,495.20
57B	Bulgartabac Holding AD-Sofia	1.00	7,367,222	15.7000	115,665,385.40
58E	Himsnab Bulgaria AD-Sofia	1.00	2,494,631	43.0000	107,269,133.00
1CZ	CEZ Electro Bulgaria AD-Sofia	10.00	5,000	21,400.0000	107,000,000.00
5H4	Balkan and Sea Properties REIT-Varna	1.00	6,925,156	14.8000	102,492,308.80
4ID	Industrial Holding Bulgaria PLC-Sofia	1.00	107,400,643	0.9450	101,493,607.64
4KX	Korado Bulgaria AD-Strazhitsa	1.00	13,168,614	7.4500	98,106,174.30

## Premium Equities Segment

Issue	Issuer	Nominal (BGN)	Amount (Shares)	Closing price (BGN)	Capitalisation (BGN)
3JR	Sopharma AD-Sofia	1.00	134,797,899	4.0700	548,627,448.93
4CF	CB Central Cooperative Bank AD-Sofia	1.00	113,154,291	1.8000	203,677,723.80
4KX	Korado Bulgaria AD-Strazhitsa	1.00	13,168,614	7.4500	98,106,174.30
5F4	CB First Investment Bank AD-Sofia	1.00	110,000,000	3.5400	389,400,000.00
5MB	Monbat AD-Sofia	1.00	39,000,000	8.3000	323,700,000.00
6C4	Chimimport AD-Sofia	1.00	239,646,267	2.2700	543,997,026.09
SKK	Sirma Group Holding JSC-Sofia	1.00	59,360,518	0.9100	54,018,071.38

## Standard Equities Segment

Issue	Issuer	Nominal (BGN)	Amount (Shares)	Closing price (BGN)	Capitalisation (BGN)
6A8	Advance Equity Holding AD-Sofia	1.00	35,945,592	0.7400	26,599,738.08
A72	Agria Group Holding AD-Varna	1.00	6,800,000	11.0000	74,800,000.00
6AB	Albena AD-Albena	1.00	4,273,126	57.0000	243,568,182.00
6AM	Alcomet AD-Shumen	1.00	17,952,959	17.9000	321,357,966.10
A4L	Allterco AD-Sofia	1.00	15,000,000	1.9700	29,550,000.00
6AR	Aroma AD-Sofia	1.00	15,491,829	1.5400	23,857,416.66
6AN	Asenova Krepost AD-Asenovgrad	3.00	2,546,011	11.0000	28,006,121.00
A00	BG Agro AD-Varna	1.00	40,357,440	2.2000	88,786,368.00
5BP	Billboard AD-Sofia	1.00	15,000,000	0.3300	4,950,000.00
40E	Bioiasis AD-Sofia	1.00	1,200,000	16.0800	19,296,000.00
BPT	Bulgarian Private Equity Fund AD-Sofia	1.00	3,325,006	1.0670	3,547,781.40
5BR	Bulgarian River Shipping AD-Ruse	1.00	35,708,674	0.6600	23,567,724.84
BSO	Bulgarian Stock Exchange-Sofia	1.00	6,582,860	5.9000	38,838,874.00
57B	Bulgartabac Holding AD-Sofia	1.00	7,367,222	15.7000	115,665,385.40
5BN	CB Bulgarian American Credit Bank AD-Sofia	1.00	24,691,313	7.4000	182,715,716.20
5CP	CB Texim Bank AD-Sofia	1.00	27,995,036	2.7000	75,586,597.20
C81	CBA Asset Management AD-Veliko Tarnovo	1.00	2,020,000	0.8700	1,757,400.00
3CZ	CEZ Distribution Bulgaria AD-Sofia	1.00	1,928,000	248.0000	478,144,000.00
1CZ	CEZ Electro Bulgaria AD-Sofia	10.00	5,000	21,400.0000	107,000,000.00
CODA	Concord Fund-7 South-East Europe	10.00	967,000	11.3000	10,927,100.00
5DOV	Doverie United Holding PLC-Sofia	1.00	18,736,099	1.5900	29,790,397.41
0EA	Elana Agrocredit AD-Sofia	1.00	36,629,925	1.1100	40,659,216.75
52E	Elhim Iskra AD-Pazardzhik	1.00	25,108,410	1.2100	30,381,176.10
57E	EMKA AD-Sevlievo	1.00	21,505,776	2.8800	61,936,634.88
5EO	Etropal AD-Etropole	1.00	5,000,000	5.6000	28,000,000.00
4EH	Eurohold Bulgaria AD-Sofia	1.00	197,525,600	1.5000	296,288,400.00
6A9	Favorit Hold AD-Sofia	1.00	2,356,923	2.0000	4,713,846.00
4F6	Fazerles AD-Silistra	1.00	515,000	23.0000	11,845,000.00
4F8	Formoplast AD-Kardzhali	1.00	3,798,905	5.5500	21,083,922.75
5FC	Futures Capital AD-Sofia	1.00	420,500	24.0000	10,092,000.00
GTH	Galata Investment Company AD-Varna	1.00	68,571,234	1.7500	119,999,659.50
58E	Himnab Bulgaria AD-Sofia	1.00	2,494,631	43.0000	107,269,133.00
6N3	Holding Nov Vek AD-Sofia	1.00	4,110,469	14.6000	60,012,847.40
5V2	Holding Varna AD-Varna	1.00	5,235,900	37.2000	194,775,480.00
4HE	Hydraulic Elements and Systems AD-Yambol	1.00	18,193,752	5.0000	90,968,760.00
4HI	Hydroizomat AD-Sofia	1.00	2,989,440	1.2500	3,736,800.00
4I8	Industrial Capital Holding AD-Sofia	1.00	15,551,960	2.7400	42,612,370.40
4ID	Industrial Holding Bulgaria PLC-Sofia	1.00	107,400,643	0.9450	101,493,607.64
4IN	Investor.BG AD-Sofia	1.00	4,782,362	14.0000	66,953,068.00
4KU	Kauchuk AD-Sofia	1.00	942,091	22.6000	21,291,256.60
4L4	Lavena AD-Shumen	1.00	319,981	103.0000	32,958,043.00

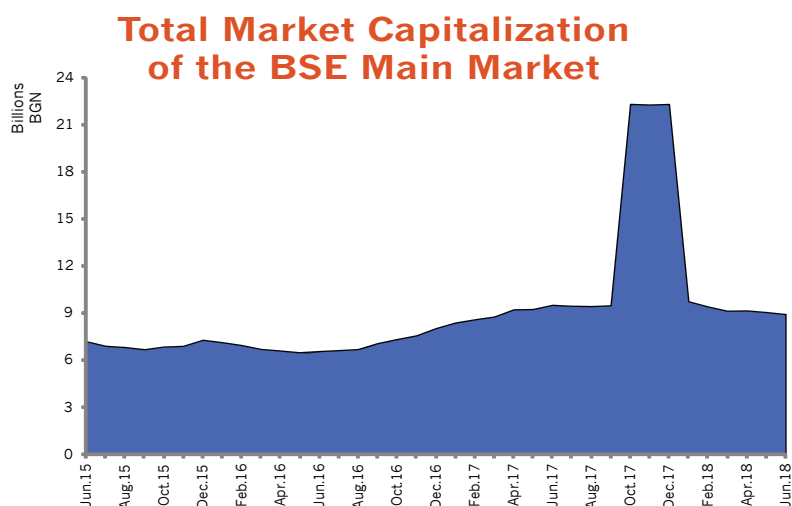
# Capitalisation by Issues

June  
2018

Issue	Issuer	Nominal (BGN)	Amount (Shares)	Closing price (BGN)	Capitalisation (BGN)
6L1	Lomsko Pivo AD-Lom	1.00	4,500,000	0.5650	2,542,500.00
5MR	Momina Krepost AD-Veliko Tarnovo	1.00	1,691,184	3.0000	5,073,552.00
5MH	M+S Hydraulic AD-Kazanlak	1.00	39,055,200	7.3500	287,055,720.00
178B	Neo London Capital PLC-Sofia	100.00	99,950	120.0000	11,994,000.00
3NB	Neochim AD-Dimitrovgrad	1.00	2,654,358	44.4000	117,853,495.20
5ODE	Odessos Shiprepair Yard AD-Varna	1.00	586,642	97.0000	56,904,274.00
401	Oil and Gas Exploration and Production AD-Sofia	1.00	12,228,062	6.4500	78,870,999.90
5PET	Petrol AD-Sofia	4.00	27,312,403	0.8950	24,444,600.69
OPH	Phoenix Capital Holding AD-Sofia	100.00	1,000	100.0000	100,000.00
RBL	Real Bulland JSC-Sofia	1.00	2,500,000	1.0000	2,500,000.00
RGL	Regala Invest AD-Varna	1.00	18,428,734	2.6000	47,914,708.40
6S4	Severcoop Gamza Holding AD-Sofia	2.00	2,673,899	3.1200	8,342,564.88
6S5	Sila Holding AD-Stara Zagora	1.00	36,852,997	2.1200	78,128,353.64
3JL	Slanchev Bryag AD-Slanchev Bryag	1.00	1,957,808	3.6600	7,165,577.28
6SOP	Sofia Commerce-Pawn Brokerage AD-Sofia	1.00	201,154	5.1500	1,035,943.10
6SOA	Sofia Commerce-Pawn Brokerage AD-Sofia	1.00	2,400,000	3.6600	8,784,000.00
OS8	Solarpro Holding AD-Sofia	1.00	46,763,461	0.7800	36,475,499.58
SO5	Sopharma Trading AD-Sofia	1.00	32,905,009	7.2000	236,916,064.80
SL9	Sparky Eltos AD-Lovech	1.00	39,985,608	0.2480	9,916,430.78
OSP	Speedy AD-Sofia	1.00	5,377,619	40.0000	215,104,760.00
3NJ	SS Konstantine And Elena Holding AD-Varna	1.00	2,309,561	22.4000	51,734,166.40
5SR	Stara Planina Hold AD-Sofia	1.00	21,000,000	7.1500	150,150,000.00
3MZ	Svilosa AD-Svishtov	1.00	31,754,944	4.2000	133,370,764.80
6S7	Synergon Holding AD-Sofia	1.00	18,358,849	1.2200	22,397,795.78
EHN	Synthetica AD-Sofia	1.00	3,000,000	42.0000	126,000,000.00
7TH	Tchaikapharma High Quality Medicines AD-Sofia	1.00	72,200,000	8.1000	584,820,000.00
T24	TK-Hold PLC-Sofia	1.00	8,539,384	1.5000	12,809,076.00
5T6	Todoroff AD-Sofia	1.00	3,400,000	0.2360	802,400.00
3TV	Toplivo AD-Sofia	1.00	5,416,829	3.9800	21,558,979.42
T57	Trace Group Hold AD-Sofia	1.00	24,200,000	3.9200	94,864,000.00
59X	Unipharm AD-Sofia	1.00	6,000,000	4.0000	24,000,000.00
4V5	Varna-Plod AD-Varna	1.00	52,709	398.0000	20,978,182.00
1VX	Velgraf Asset Management AD-Sofia	1.00	68,979,758	3.6800	253,845,509.44
4PX	Yuri Gagarin PLC-Plovdiv	1.00	1,003,904	25.2000	25,298,380.80
T43	Zarneni Hrani Bulgaria AD-Sofia	1.00	195,660,287	0.3340	65,350,535.86
3ZL	Zlatni Pyasatsi AD-Varna	1.00	6,493,577	2.6000	16,883,300.20

### Special Purpose Vehicles Segment

Issue	Issuer	Nominal (BGN)	Amount (Shares)	Closing price (BGN)	Capitalisation (BGN)
28R	BPD Industrial Real Estate Fund REIT-Sofia	1.00	650,000	1.0100	656,500.00
4IC	Intercapital Property Development REIT-Sofia	1.00	6,011,476	0.1110	667,273.84
4PY	Prime Property BG REIT-Sofia	1.00	35,706,593	0.6300	22,495,153.59
5AX	Aktiv Properties REIT-Plovdiv	9.00	2,192,011	5.0000	10,960,055.00
5BD	Bulland Investments REIT-Sofia	1.00	15,008,125	1.1000	16,508,937.50
5BU	Bulgarian Real Estate Fund REIT-Sofia	1.00	20,150,000	1.9100	38,486,500.00
5H4	Balkan and Sea Properties REIT-Varna	1.00	6,925,156	14.8000	102,492,308.80
6A6	Advance Terrafund REIT-Sofia	1.00	85,110,091	2.1900	186,391,099.29
6A7	Agroenergy Invest REIT-Sofia	1.00	27,961,916	1.0470	29,276,126.05
6AG	Agro Finance REIT-Plovdiv	1.00	32,219,708	4.0000	128,878,832.00
6BMA	Fund Estates REIT-Sofia	1.00	23,394,706	0.0390	912,393.53
6F3	FairPlay Properties REIT-Sofia	1.00	33,145,400	0.5900	19,555,786.00
6S6	Sopharma Properties REIT-Sofia	1.00	20,103,965	6.5000	130,675,772.50
E7P	Expat Beta REIT-Sofia	1.00	5,143,190	0.9000	4,628,871.00
GE5	Glenmoore Capital REIT-Varna	1.00	650,000		





# Trade by Issues

June  
2018

## Premium Equities Segment

Issue	Issuer	Trades	Volume (lots)	Turnover (BGN)	Trading currency	Weighted & Corrected Values			Closing price	As from
						Average price	Min. price	Max. price		
3JR	Sopharma AD-Sofia	503	444,217	1,881,186.24	BGN	4.1290	4.0864	4.1550	4.0700	29.06.2018
4CF	CB Central Cooperative Bank AD-Sofia	135	98,685	170,416.39	BGN	1.7270	1.6966	1.8000	1.8000	29.06.2018
4KX	Korado Bulgaria AD-Strazhitsa	60	9,791	72,758.30	BGN	7.3780	7.2374	7.7000	7.4500	29.06.2018
5F4	CB First Investment Bank AD-Sofia	80	58,123	206,936.98	BGN	3.5600	3.5266	3.8157	3.5400	29.06.2018
5MB	Monbat AD-Sofia	95	25,472	213,542.70	BGN	8.3830	8.2972	8.5536	8.3000	29.06.2018
6C4	Chimimport AD-Sofia	257	1,158,227	2,599,485.82	BGN	2.2440	2.2304	2.2825	2.2700	29.06.2018
SKK	Sirma Group Holding JSC-Sofia	152	328,905	307,619.81	BGN	0.9350	0.9004	0.9782	0.9100	29.06.2018

## Standard Equities Segment

Issue	Issuer	Trades	Volume (lots)	Turnover (BGN)	Trading currency	Weighted & Corrected Values			Closing price	As from
						Average price	Min. price	Max. price		
0EA	Elana Agrocredit AD-Sofia	72	77,464	85,729.15	BGN	1.1070	1.0933	1.1128	1.1100	28.06.2018
0SP	Speedy AD-Sofia	22	1,459	58,474.20	BGN	40.0780	40.0000	40.8000	40.0000	29.06.2018
178B	Neo London Capital PLC-Sofia	1	3	360.00	BGN	120.0000	120.0000	120.0000	120.0000	11.06.2018
1CZ	CEZ Electro Bulgaria AD-Sofia	2	2	43,400.00	BGN	21,700.0000	21,400.0000	22,000.0000	21,400.0000	27.06.2018
1VX	Velgraf Asset Management AD-Sofia	3	220,150	805,752.00	BGN	3.6600	3.6600	3.6800	3.6800	22.06.2018
3CZ	CEZ Distribution Bulgaria AD-Sofia	31	190	46,334.00	BGN	243.8630	240.0000	250.0000	248.0000	28.06.2018
3JL	Slanchev Bryag AD-Slanchev Bryag	2	1,000	3,660.00	BGN	3.6600	3.6600	3.6600	3.6600	12.06.2018
3MZ	Svilosa AD-Svishtov	51	11,190	46,799.90	BGN	4.1820	4.0999	4.3775	4.2000	28.06.2018
3NB	Neochim AD-Dimitrovgrad	32	2,422	109,108.80	BGN	44.8470	44.6930	46.5900	44.6000	21.06.2018
3NJ	SS Konstantine And Elena Holding AD-Varna	1	6,866	153,798.40	BGN	22.4000	22.4000	22.4000	22.4000	22.06.2018
3TV	Toplivo AD-Sofia	10	3,865	15,362.44	BGN	3.9750	3.9540	3.9912	3.9800	29.06.2018
3ZL	Zlatni Pyasatsi AD-Varna	5	699	1,803.40	BGN	2.5800	2.4600	2.6000	2.6000	25.06.2018
4EH	Eurohold Bulgaria AD-Sofia	59	6,755,986	10,012,368.47	BGN	1.4820	1.4096	1.5150	1.5000	29.06.2018
4F6	Fazerles AD-Silistra	1	50	1,150.00	BGN	23.0000	23.0000	23.0000	23.0000	13.06.2018
4F8	Formoplast AD-Kardzhali	12	275	1,448.50	BGN	5.2670	5.2000	5.5500	5.5500	29.06.2018
4HE	Hydraulic Elements and Systems AD-Yambol	48	63,160	316,908.00	BGN	4.9960	4.8840	5.0330	5.0000	29.06.2018
4HI	Hydrozomat AD-Sofia	9	902,298	1,127,854.52	BGN	1.2500	1.2000	1.2500	1.2500	22.06.2018
4I8	Industrial Capital Holding AD-Sofia	31	8,653	24,190.64	BGN	2.7960	2.7495	2.8382	2.7400	28.06.2018
4ID	Industrial Holding Bulgaria PLC-Sofia	38	159,933	152,619.54	BGN	0.9540	0.9486	0.9700	0.9450	26.06.2018
4IN	Investor.BG AD-Sofia	2	96,550	1,293,830.00	BGN	13.4010	13.4000	14.0000	14.0000	29.06.2018
4KU	Kauchuk AD-Sofia	1	50	1,130.00	BGN	22.6000	22.6000	22.6000	22.6000	13.06.2018
4L4	Lavena AD-Shumen	20	866	88,875.00	BGN	102.6270	101.0000	108.3333	103.0000	25.06.2018
4O1	Oil and Gas Exploration and Production AD-Sofia	1	20	129.00	BGN	6.4500	6.4500	6.4500	6.4500	11.06.2018
4PX	Yuri Gagarin PLC-Plovdiv	14	382	10,191.20	BGN	26.6790	25.2000	33.0000	25.2000	29.06.2018
52E	Elhim Iskra AD-Pazardzhik	11	5,543	6,505.65	BGN	1.1740	1.1080	1.2100	1.2100	28.06.2018
57B	Bulgartabac Holding AD-Sofia	78	3,496	47,909.20	BGN	13.7040	12.1537	19.9000	15.7000	29.06.2018
57E	EMKA AD-Sevlievo	20	5,688	15,944.72	BGN	2.7420	2.6650	2.8800	2.8800	28.06.2018
58E	Himsnab Bulgaria AD-Sofia	1	3,580	153,940.00	BGN	43.0000	43.0000	43.0000	43.0000	22.06.2018
5BN	CB Bulgarian American Credit Bank AD-Sofia	1	280	2,072.00	BGN	7.4000	7.4000	7.4000	7.4000	08.06.2018
5BP	Billboard AD-Sofia	19	21,332	6,292.15	BGN	0.2950	0.2869	0.3300	0.3300	29.06.2018
5BR	Bulgarian River Shipping AD-Ruse	17	53,043	33,339.49	BGN	0.6290	0.6050	0.6673	0.6600	26.06.2018
5CP	CB Texim Bank AD-Sofia	6	672	1,750.40	BGN	2.6050	2.5000	2.7000	2.7000	27.06.2018
5DOV	Doverie United Holding PLC-Sofia	153	55,723	86,553.33	BGN	1.5530	1.5116	1.6840	1.5900	29.06.2018
5EO	Etropal AD-Etropole	5	1,740	8,721.00	BGN	5.0120	5.0000	5.6000	5.6000	29.06.2018
5MH	M+S Hydraulic AD-Kazanlak	50	7,142	52,726.15	BGN	7.3830	7.3333	7.6242	7.3500	29.06.2018
5MR	Momina Krepost AD-Veliko Tarnovo	1	48	144.00	BGN	3.0000	3.0000	3.0000	3.0000	20.06.2018
5ODE	Odessos Shiprepair Yard AD-Varna	1	1	97.00	BGN	97.0000	97.0000	97.0000	97.0000	27.06.2018
5PET	Petrol AD-Sofia	6	921	825.51	BGN	0.8960	0.8900	0.9500	0.8950	21.06.2018
5SR	Stara Planina Hold AD-Sofia	51	7,364	53,541.85	BGN	7.1510	7.0990	7.3210	7.1500	29.06.2018

# Trade by Issues

June  
2018

Issue	Issuer	Trades	Volume (lots)	Turnover (BGN)	Trading currency	Weighted & Corrected Values			Closing price	As from
						Average price	Min. price	Max. price		
5T6	Todoroff AD-Sofia	1	119	28.08	BGN	0.2360	0.2360	0.2360	0.2360	11.06.2018
5V2	Holding Varna AD-Varna	22	163,893	5,834,832.60	BGN	35.6010	35.4000	37.1053	37.2000	29.06.2018
6A8	Advance Equity Holding AD-Sofia	1	100	74.00	BGN	0.7400	0.7400	0.7400	0.7400	25.06.2018
6A9	Favorit Hold AD-Sofia	2	35	70.00	BGN	2.0000	2.0000	2.0000	2.0000	20.06.2018
6AB	Albena AD-Albena	68	1,553	88,580.50	BGN	57.0380	56.4731	58.0000	57.0000	29.06.2018
6AM	Alcomet AD-Shumen	22	5,178	68,605.40	BGN	12.9930	12.7480	17.9000	17.9000	27.06.2018
6AN	Asenova Krepost AD-Asenovgrad	2	150	1,640.00	BGN	10.9330	10.9333	10.9333	11.0000	21.06.2018
6AR	Aroma AD-Sofia	11	3,729	5,633.89	BGN	1.5110	1.4000	1.5400	1.5400	21.06.2018
6L1	Lomsko Pivo AD-Lorn	10	2,201	1,134.80	BGN	0.5160	0.5117	0.5650	0.5650	27.06.2018
6N3	Holding Nov Vek AD-Sofia	7	187	2,660.50	BGN	14.2270	13.8000	14.5333	14.6000	29.06.2018
6S4	Severcoop Gamza Holding AD-Sofia	10	235	687.98	BGN	2.9280	2.7400	3.2000	3.1200	27.06.2018
6S5	Sila Holding AD-Stara Zagora	1	150	318.00	BGN	2.1200	2.1200	2.1200	2.1200	21.06.2018
6S7	Synergon Holding AD-Sofia	30	29,221	33,472.31	BGN	1.1450	1.0600	1.2200	1.2200	28.06.2018
6SOA	Sofia Commerce-Pawn Brokerage AD-Sofia	18	8,019	28,934.88	BGN	3.6080	3.5800	3.6600	3.6600	28.06.2018
6SOP	Sofia Commerce-Pawn Brokerage AD-Sofia	10	1,558	7,990.30	BGN	5.1290	4.5600	5.2000	5.1500	26.06.2018
7TH	Tchaikapharma High Quality Medicines AD-Sofia	11	2,455	19,886.50	BGN	8.1000	8.0500	8.2000	8.1000	29.06.2018
A4L	Allterco AD-Sofia	14	3,410	6,386.89	BGN	1.8730	1.7590	1.9700	1.9700	28.06.2018
A72	Agria Group Holding AD-Varna	18	1,222	13,483.50	BGN	11.0340	10.9000	11.5000	11.0000	28.06.2018
A00	BG Agro AD-Varna	4	849	1,662.14	BGN	1.9580	1.8500	2.2000	2.2000	22.06.2018
BSO	Bulgarian Stock Exchange-Sofia	50	17,471	101,586.80	BGN	5.8010	5.7070	5.9582	5.9000	29.06.2018
C81	CBA Asset Management AD-Veliko Tarnovo	1	108	93.96	BGN	0.8700	0.8700	0.8700	0.8700	29.06.2018
CODA	Concord Fund-7 South-East Europe	1	50	565.00	BGN	11.3000	11.3000	11.3000	11.3000	21.06.2018
EHN	Synthetica AD-Sofia	14	5,625	236,250.00	BGN	42.0000	42.0000	42.0000	42.0000	29.06.2018
GTH	Galata Investment Company AD-Varna	3	700	1,215.00	BGN	1.7360	1.7000	1.7500	1.7500	29.06.2018
SL9	Sparky Eltos AD-Lovech	11	1,944	390.71	BGN	0.2010	0.1901	0.2480	0.2480	18.06.2018
S05	Sopharma Trading AD-Sofia	188	61,175	454,285.55	BGN	7.1380	7.0420	7.2660	7.2000	29.06.2018
T24	TK-Hold PLC-Sofia	1	50	75.00	BGN	1.5000	1.5000	1.5000	1.5000	26.06.2018
T43	Zarneni Hrani Bulgaria AD-Sofia	21	50,825	17,691.95	BGN	0.3480	0.3340	0.3520	0.3340	28.06.2018
T57	Trace Group Hold AD-Sofia	67	22,559	84,408.84	BGN	3.7420	3.6182	3.9000	3.9200	29.06.2018

## Special Purpose Vehicles Segment

Issue	Issuer	Trades	Volume (lots)	Turnover (BGN)	Trading currency	Weighted & Corrected Values			Closing price	As from
						Average price	Min. price	Max. price		
28R	BPD Industrial Real Estate Fund REIT-Sofia	1	15,000	15,150.00	BGN	1.0100	1.0100	1.0100	1.0100	25.06.2018
4IC	Intercapital Property Development REIT-Sofia	1	100	11.10	BGN	0.1110	0.1110	0.1110	0.1110	15.06.2018
4PY	Prime Property BG REIT-Sofia	4	160,235	93,010.80	BGN	0.5800	0.5800	0.6400	0.6300	21.06.2018
5AX	Aktiv Properties REIT-Plovdiv	6	1,501	7,448.00	BGN	4.9620	4.8400	5.0000	5.0000	26.06.2018
5BD	Bulland Investments REIT-Sofia	16	7,275	7,494.88	BGN	1.0300	0.9300	1.1000	1.1000	29.06.2018
5BU	Bulgarian Real Estate Fund REIT-Sofia	132	139,239	255,520.72	BGN	1.8350	1.8220	1.8924	1.9100	29.06.2018
5H4	Balkan and Sea Properties REIT-Varna	1	50	740.00	BGN	14.8000	14.8000	14.8000	14.8000	27.06.2018
6A6	Advance Terrafund REIT-Sofia	251	241,839	528,979.54	BGN	2.1870	2.1738	2.2000	2.1900	29.06.2018
6BMA	Fund Estates REIT-Sofia	12	67,443	2,817.91	BGN	0.0420	0.0367	0.0460	0.0390	26.06.2018
6F3	FairPlay Properties REIT-Sofia	55	584,800	388,728.94	BGN	0.6650	0.5939	0.6988	0.5900	28.06.2018
6S6	Sopharma Properties REIT-Sofia	8	64,805	424,289.60	BGN	6.5470	6.5000	6.5503	6.5000	29.06.2018
E7P	Expat Beta REIT-Sofia	0	2,261	2,001.40	BGN	0.8850	0.8501	0.9000	0.9000	28.06.2018

## Bonds Segment

Issue	Issuer	Trades	Volume (lots)	Turnover (BGN)	Trading currency	Clean Prices (% of nominal)			Closing price	As from
						Average price	Min. price	Max. price		
0EA2	Elana Agrocredit AD-Sofia	3	6	11,843.45	EUR	100.3300	100.0010	101.0000	100.0010	21.06.2018
0FDB	Finance Direct AD-Sofia	1	3	4,558.40	EUR	102.5000	102.5000	102.5000	102.5000	04.06.2018
0FDC	Finance Direct AD-Sofia	1	3	5,970.37	EUR	101.0000	101.0000	101.0000	101.0000	04.06.2018
1BKA	IT Soft EAD-Sofia	1	300	302,183.40	BGN	100.0000	100.0000	100.0000	100.0000	28.06.2018
4CFB	CB Central Cooperative Bank AD-Sofia	1	140	287,161.93	EUR	103.0000	103.0000	103.0000	103.0000	14.06.2018
5BNF	CB Bulgarian American Credit Bank AD-Sofia	1	5	4,336.67	EUR	100.0000	100.0010	100.0010	100.0010	04.06.2018
5MBA	Monbat AD-Sofia	8	206	419,239.66	EUR	102.9100	100.0000	103.0000	100.0010	20.06.2018
5V2C	Holding Varna AD-Varna	1	45	93,100.67	EUR	103.0000	103.0000	103.0000	103.0000	14.06.2018
6SBA	Super Borovets Property Fund REIT-Varna	1	60	120,283.52	EUR	102.5000	102.5000	102.5000	102.5000	14.06.2018
8AVA	Asterion Bulgaria AD-Sofia	3	20	26,630.07	EUR	100.0000	100.0000	100.0000	100.0000	20.06.2018
8AVB	Avto Union AD-Sofia	16	77	77,000.00	BGN	100.0000	100.0000	100.0000	100.0000	19.06.2018
9M7C	Web Finance Holding AD-Sofia	2	88	178,956.18	EUR	103.5000	103.5000	103.5000	103.5000	05.06.2018
9RTE	HypoCredit AD-Sofia	4	350	231,908.98	EUR	50.0900	50.0750	50.1250	50.0000	07.06.2018
BULA	Bulgarplod-Sofia AD-Sofia	1	80	80,240.00	BGN	100.3000	100.3000	100.3000	100.3000	22.06.2018
E8DA	Eurolease Group EAD-Sofia	17	79	80,493.14	BGN	100.0000	100.0000	100.0000	100.0000	19.06.2018
S28H	Starcom Holding AD-Etropole	1	3	3,022.11	BGN	100.0000	100.0000	100.0000	100.0000	15.06.2018

# Trade by Issues

June  
2018

## Compensatory Instruments Segment

Issue	Issuer	Trades	Volume (lots)	Turnover (BGN)	Trading currency	Weighted Values			Closing price	As from
						Average price	Min. price	Max. price		
BLKC	Registered compensation vouchers under the OUFL Act and RLFLFF Act	67	193,891	149,602.08	BGN	0.7720	0.7500	0.7828	0.7500	29.06.2018
BLKD	Compensation notes under the CONP Act	58	829,583	249,887.04	BGN	0.3010	0.2990	0.3100	0.2990	29.06.2018

## Exchange Traded Products Segment

Issue	Issuer	Trades	Volume (lots)	Turnover (BGN)	Trading currency	Weighted Values			Closing price	As from
						Average price	Min. price	Max. price		
6F3N	FairPlay Properties REIT-Sofia	2	251,627	251.63	BGN	0.0010	0.0010	0.0010	0.0010	21.06.2018
BGX	Expat Bulgaria SOFIX UCITS ETF	48	53,213	60,496.62	BGN	1.1370	1.1166	1.1710	1.1450	29.06.2018
CZX	Expat Czech PX UCITS ETF	1	80	154.43	EUR	0.9870	0.9870	0.9870	0.9870	08.06.2018
ECDC	Expat Croatia CROBEX UCITS ETF	3	4,520	7,818.15	EUR	0.8840	0.8800	0.9180	0.9180	29.06.2018
ESNB	Expat Serbia BELEX15 UCITS ETF	2	97	178.01	EUR	0.9380	0.9210	0.9450	0.9210	19.06.2018
GRX	Expat Greece ASE UCITS ETF	1	260	474.95	EUR	0.9340	0.9340	0.9340	0.9340	28.06.2018
HUBE	Expat Hungary BUX UCITS ETF	1	2,000	3,227.12	EUR	0.8250	0.8250	0.8250	0.8250	22.06.2018
MKK1	Expat Macedonia MBI10 UCITS ETF	1	400	844.92	EUR	1.0800	1.0800	1.0800	1.0800	29.06.2018
PLX	Expat Poland WIG20 UCITS ETF	4	2,100	3,324.13	EUR	0.8090	0.8000	0.8660	0.8060	29.06.2018
ROX	Expat Romania BET UCITS ETF	3	2,880	5,325.53	EUR	0.9450	0.9400	0.9600	0.9600	29.06.2018
SK9A	Expat Slovakia SAX UCITS ETF	2	2,470	4,135.68	EUR	0.8560	0.8500	0.8820	0.8820	29.06.2018
SLQX	Expat Slovenia SBI TOP UCITS ETF	2	2,470	4,713.55	EUR	0.9760	0.9700	1.0000	1.0000	29.06.2018

## IPO Segment

Issue	Issuer	Trades	Volume (lots)	Turnover (BGN)	Trading currency	Prices			Last trade date
						Average price	Min. price	Max. price	
GR6T	Gradus AD-Stara Zagora	1,414	45,217,420	81,391,356.00	BGN	1.8000	1.8000	1.8000	19.06.2018

## Government Securities Segment

Issue	Issuer	Trades	Volume (lots)	Turnover (BGN)	Trading currency	Clean Prices (% of nominal)			As from	
						Average price	Min. price	Max. price		
BLKZ	Ministry of Finance	1	1,000	1,021,656.00	BGN	102.0100	102.0100	102.0100	102.0100	04.06.2018

## Subscription Rights Segment (No trades in the reported period)

## Privatisation Segment (No trades in the reported period)

## Total trading statistics on a regulated market with indices components

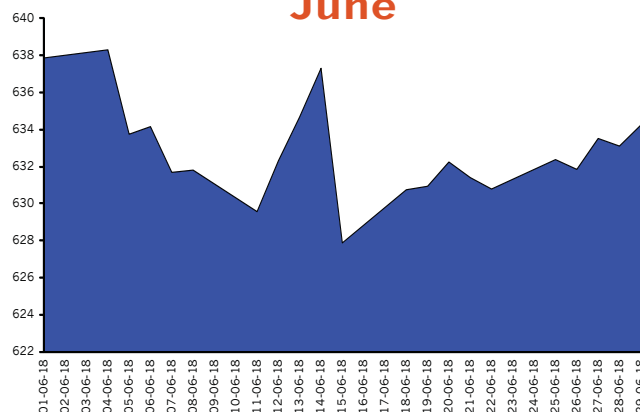
Index	Volume Traded		Value Traded		Trades	
	Total volume (lots)	% of total volume	Total turnover (BGN)	% of total turnover	All trades #	% of all trades
SOFIX	9,661,718	78.72%	22,476,593.32	77.34%	2,063	61.58%
BGBX 40	10,697,433	87.16%	24,891,926.88	85.65%	3,076	91.82%
BG REIT	388,813	3.17%	794,083.14	2.73%	403	12.03%
BG TR30	10,165,204	82.83%	24,844,472.02	85.49%	2,695	80.45%
CGIX *	1,082,047	8.82%	2,880,513.32	9.91%	1,024	30.57%

## Market capitalisation of indices components

Index	Total (BGN)	% of total capitalization
SOFIX	3,399,227,936.54	37.94%
BGBX 40	6,144,830,612.51	68.58%
BG REIT	450,868,830.47	5.03%
BG TR30	5,551,680,628.21	61.96%
CGIX *	1,420,505,725.75	15.85%

\* CGIX is an index of the National Corporate Governance Commission, which is just computed and promoted by BSE-Sofia as from September 19, 2011.

## SOFIX in June

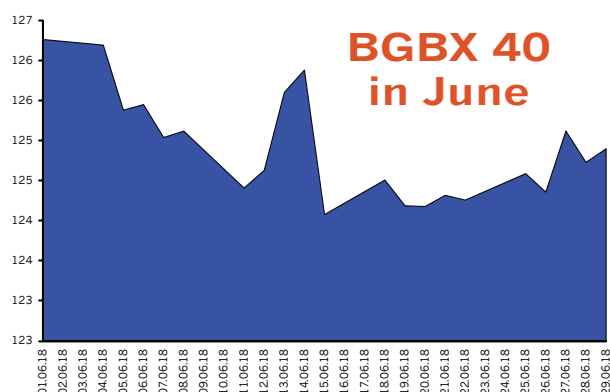


## SOFIX Components

Issuer	Min. price	Max. price	Volume (lots)	Trades	Turnover (BGN)
Advance Terrafund REIT-Sofia	2.1700	2.2000	241,839	251	528,979.54
Albena AD-Albena	56.0000	58.5000	1,553	68	88,580.50
Doverie United Holding PLC-Sofia	1.5000	1.6900	55,723	153	86,553.33
Eurohold Bulgaria AD-Sofia	1.4000	1.5150	6,755,986	59	10,012,368.47
Industrial Holding Bulgaria PLC-Sofia	0.9450	0.9700	159,933	38	152,619.54
Monbat AD-Sofia	8.2000	8.6000	25,472	95	213,542.70
Sirma Group Holding JSC-Sofia	0.9000	0.9900	328,905	152	307,619.81
Sopharma AD-Sofia	4.0500	4.2900	444,217	503	1,881,186.24
Stara Planina Hold AD-Sofia	7.0500	7.9000	7,364	51	53,541.85
CB First Investment Bank AD-Sofia	3.5000	3.8300	58,123	80	206,936.98
CB Central Cooperative Bank AD-Sofia	1.6350	1.8250	98,685	135	170,416.39
Trace Group Hold AD-Sofia	3.5600	3.9200	22,559	67	84,408.84
Bulgarian Real Estate Fund REIT-Sofia	1.8100	1.9200	139,239	132	255,520.72
Chimimport AD-Sofia	2.1800	2.2900	1,158,227	257	2,599,485.82
Holding Varna AD-Varna	35.4000	37.2000	163,893	22	5,834,832.60

## BGBX 40 Components

Issuer	Min. price	Max. price	Volume (lots)	Trades	Turnover (BGN)
Agria Group Holding AD-Varna	10.9000	11.5000	1,222	18	13,483.50
Advance Terrafund REIT-Sofia	2.1700	2.2000	241,839	251	528,979.54
Aktiv Properties REIT-Plovdiv	4.8400	5.0000	1,501	6	7,448.00
Albena AD-Albena	56.0000	58.5000	1,553	68	88,580.50
Alcomet AD-Shumen	13.0000	17.9000	5,178	22	68,605.40
Allterco AD-Sofia	1.7300	2.0000	3,410	14	6,386.89
Billboard AD-Sofia	0.2780	0.3300	21,332	19	6,292.15
Bulgartabac Holding AD-Sofia	12.0000	19.9000	3,496	78	47,909.20
Bulgarian Stock Exchange-Sofia	5.7000	6.4500	17,471	50	101,586.80
Doverie United Holding PLC-Sofia	1.5000	1.6900	55,723	153	86,553.33
Eurohold Bulgaria AD-Sofia	1.4000	1.5150	6,755,986	59	10,012,368.47
Elana Agrocredit AD-Sofia	1.0900	1.1200	77,464	72	85,729.15
EMKA AD-Sevlievo	2.6400	2.9000	5,688	20	15,944.72
Zarneni Hrani Bulgaria AD-Sofia	0.3340	0.3540	50,825	21	17,691.95
Industrial Capital Holding AD-Sofia	2.7200	2.8400	8,653	31	24,190.64
Industrial Holding Bulgaria PLC-Sofia	0.9450	0.9700	159,933	38	152,619.54
Korado Bulgaria AD-Strazhitsa	7.2000	7.7000	9,791	60	72,758.30
Monbat AD-Sofia	8.2000	8.6000	25,472	95	213,542.70
M+S Hydraulic AD-Kazanlak	7.3000	7.7000	7,142	50	52,726.15
Neochim AD-Dimitrograd	44.6000	46.8000	2,422	32	109,108.80
Oil and Gas Exploration and Production AD-Sofia	6.4500	6.4500	20	1	129.00
Svilosa AD-Svishtov	4.0800	4.4600	11,190	51	46,799.90
Severcoop Gamza Holding AD-Sofia	2.7400	3.2000	235	10	687.98
Synergon Holding AD-Sofia	1.0600	1.2200	29,221	30	33,472.31
Sirma Group Holding JSC-Sofia	0.9000	0.9900	328,905	152	307,619.81
Sopharma AD-Sofia	4.0500	4.2900	444,217	503	1,881,186.24
Sopharma Properties REIT-Sofia	6.5000	6.6000	64,805	74	424,289.60
Sopharma Trading AD-Sofia	7.2000	7.6000	61,175	188	454,285.55
Speedy AD-Sofia	40.0000	41.0000	1,459	22	58,474.20
Stara Planina Hold AD-Sofia	7.0500	7.9000	7,364	51	53,541.85
CB First Investment Bank AD-Sofia	3.5000	3.8300	58,123	80	206,936.98
CB Central Cooperative Bank AD-Sofia	1.6350	1.8250	98,685	135	170,416.39
Toplivo AD-Sofia	3.9000	4.0000	3,865	10	15,362.44
Trace Group Hold AD-Sofia	3.5600	3.9200	22,559	67	84,408.84
FairPlay Properties REIT-Sofia	0.5900	0.7000	584,800	55	388,728.94
Bulgarian Real Estate Fund REIT-Sofia	1.8100	1.9200	139,239	132	255,520.72
Hydraulic Elements and Systems AD-Yambol	5.0000	5.4000	63,160	48	316,908.00
Chimimport AD-Sofia	2.1800	2.2900	1,158,227	257	2,599,485.82
Holding Varna AD-Varna	35.4000	37.2000	163,893	22	5,834,832.60
CEZ Distribution Bulgaria AD-Sofia	240.0000	254.0000	190	31	46,334.00

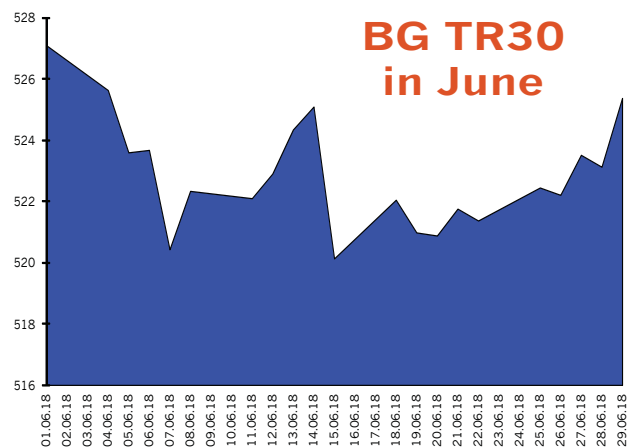
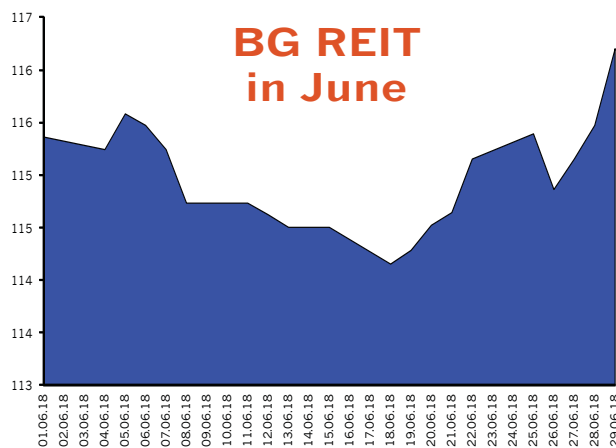


## BG REIT Components

Issuer	Min. price	Max. price	Volume (lots)	Trades	Turnover (BGN)
Advance Terrafund REIT-Sofia	2.1700	2.2000	241,839	251	528,979.54
Balkan and Sea Properties REIT-Varna	14.8000	14.8000	50	1	740.00
Bulland Investments REIT-Sofia	0.8850	1.1100	7,275	16	7,494.88
Roi Property Fund REIT-Sofia	4.0000	4.0000	50	1	200.00
Super Borovets Property Fund REIT-Varna	1.9200	1.9200	350	1	672.00
Bulgarian Real Estate Fund REIT-Sofia	1.8100	1.9200	139,239	132	255,520.72
CCB Real Estate Fund REIT-Sofia	47.6000	47.6000	10	1	476.00

## BG TR30 Components

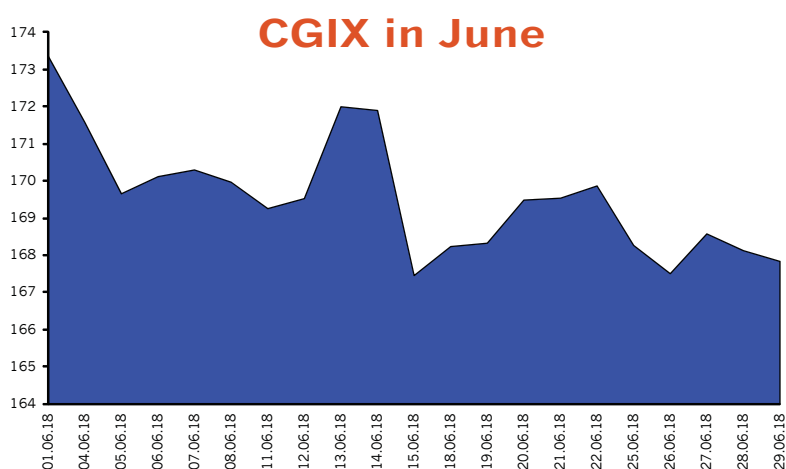
Issuer	Min. price	Max. price	Volume (lots)	Trades	Turnover (BGN)
Advance Terrafund REIT-Sofia	2.1700	2.2000	241,839	251	528,979.54
Albena AD-Albena	56.0000	58.5000	1,553	68	88,580.50
Balkan and Sea Properties REIT-Varna	14.8000	14.8000	50	1	740.00
Bulgarian Stock Exchange-Sofia	5.7000	6.4500	17,471	50	101,586.80
Velgraf Asset Management AD-Sofia	3.6600	3.6800	220,150	3	805,752.00
Doverie United Holding PLC-Sofia	1.5000	1.6900	55,723	153	86,553.33
Eurohold Bulgaria AD-Sofia	1.4000	1.5150	6,755,986	59	10,012,368.47
Elana Agrocredit AD-Sofia	1.0900	1.1200	77,464	72	85,729.15
Galata Investment Company AD-Varna	1.7000	1.7500	700	3	1,215.00
Industrial Capital Holding AD-Sofia	2.7200	2.8400	8,653	31	24,190.64
Industrial Holding Bulgaria PLC-Sofia	0.9450	0.9700	159,933	38	152,619.54
Korado Bulgaria AD-Strazhitsa	7.2000	7.7000	9,791	60	72,758.30
M+S Hydraulic AD-Kazanlak	7.3000	7.7000	7,142	50	52,726.15
Monbat AD-Sofia	8.2000	8.6000	25,472	95	213,542.70
Neochim AD-Dimitrovgrad	44.6000	46.8000	2,422	32	109,108.80
Synergon Holding AD-Sofia	1.0600	1.2200	29,221	30	33,472.31
Sirma Group Holding JSC-Sofia	0.9000	0.9900	328,905	152	307,619.81
Sopharma AD-Sofia	4.0500	4.2900	444,217	503	1,881,186.24
Sopharma Properties REIT-Sofia	6.5000	6.6000	64,805	74	424,289.60
Sopharma Trading AD-Sofia	7.2000	7.6000	61,175	188	454,285.55
Stara Planina Hold AD-Sofia	7.0500	7.9000	7,364	51	53,541.85
CB First Investment Bank AD-Sofia	3.5000	3.8300	58,123	80	206,936.98
CB Texim Bank AD-Sofia	2.5000	2.7000	672	6	1,750.40
CB Central Cooperative Bank AD-Sofia	1.6350	1.8250	98,685	135	170,416.39
Trace Group Hold AD-Sofia	3.5600	3.9200	22,559	67	84,408.84
Bulgarian Real Estate Fund REIT-Sofia	1.8100	1.9200	139,239	132	255,520.72
Chimimport AD-Sofia	2.1800	2.2900	1,158,227	257	2,599,485.82
Himsnab Bulgaria AD-Sofia	43.0000	43.0000	3,580	1	153,940.00
Holding Varna AD-Varna	35.4000	37.2000	163,893	22	5,834,832.60
CEZ Distribution Bulgaria AD-Sofia	240.0000	254.0000	190	31	46,334.00



## Corporate Governance Index CGIX

### CGIX Components

Issuer	Min. price	Max. price	Volume (lots)	Trades	Turnover (BGN)
Bulgarian Stock Exchange-Sofia	5.7000	6.4500	17,471	50	101,586.80
Industrial Holding Bulgaria PLC-Sofia	0.9450	0.9700	159,933	38	152,619.54
Monbat AD-Sofia	8.2000	8.6000	25,472	95	213,542.70
Sirma Group Holding JSC-Sofia	0.9000	0.9900	328,905	152	307,619.81
Sopharma AD-Sofia	4.0500	4.2900	444,217	503	1,881,186.24
Stara Planina Hold AD-Sofia	7.0500	7.9000	7,364	51	53,541.85
CB Central Cooperative Bank AD-Sofia	1.6350	1.8250	98,685	135	170,416.39



CGIX is the index of the companies enjoying good corporate governance as selected by the National Corporate Governance Commission.

The starting date of calculation of the CGIX is September 19, 2011.

CGIX is an index of the National Corporate Governance Commission but is currently computed and promoted by BSE-Sofia.

The Rules on calculating the Corporate Governance Index (CGIX) are available in Bulgarian at [http://download.bse-sofia.bg/others/CGIX\\_Index\\_Rules\\_BG.pdf](http://download.bse-sofia.bg/others/CGIX_Index_Rules_BG.pdf)



### Premium Equities Segment\* (based on non-consolidated reports\*\*)

Issue	Issuer	P / E	P / S	P / B	P / EBIT	ROA	EBIT / Total Asts.	ROE	EBIT / Equity	Current Ratio	Debt / Equity	Assets Turnover
4CF	CB Central Cooperative Bank AD-Sofia	5.28	1.10	0.44		0.01		0.09				0.04
5F4	CB First Investment Bank AD-Sofia	4.43	1.00	0.46		0.01		0.10				0.05
6C4	Chimimport AD-Sofia	12.93	225.44	0.43		0.03		0.03		4.34	0.11	0.04
4KX	Korado Bulgaria AD-Strazhitsa	15.64	2.01	4.41		0.20	0.24	0.28	0.34	3.18	0.20	1.52
5MB	Monbat AD-Sofia	61.20	0.94	2.00	24.15	0.02	0.05	0.03	0.08	2.17	0.86	1.21
SKK	Sirma Group Holding JSC-Sofia	29.77	8.91	0.78	21.21	0.02	0.03	0.03	0.04	3.35	0.14	0.08
3JR	Sopharma AD-Sofia	12.44	2.38	1.05	9.77	0.07	0.09	0.09	0.11	2.37	0.15	0.37

### Premium Equities Segment\* (based on consolidated reports\*\*)

Issue	Issuer	P / E	P / S	P / B	P / EBIT	ROA	EBIT / Total Asts.	ROE	EBIT / Equity	Current Ratio	Debt / Equity	Assets Turnover
4CF	CB Central Cooperative Bank AD-Sofia	5.47	0.98	0.46		0.01		0.09				0.04
5F4	CB First Investment Bank AD-Sofia	4.23	0.96	0.41		0.01		0.10				0.05
6C4	Chimimport AD-Sofia	7.34	1.25	0.39		0.01		0.05		1.24	1.98	1.19
4KX	Korado Bulgaria AD-Strazhitsa											
5MB	Monbat AD-Sofia	13.39	1.04	1.41	7.56	0.06	0.11	0.11	0.20	1.79	0.76	0.81
SKK	Sirma Group Holding JSC-Sofia	11.89	1.00	0.66	3.66	0.04	0.12	0.06	0.18	1.38	0.17	0.42
3JR	Sopharma AD-Sofia	14.77	0.48	1.07	6.39	0.04	0.09	0.07	0.17	1.32	0.54	1.15

### Standard Equities Segment\* (based on non-consolidated reports\*\*)

Issue	Issuer	P / E	P / S	P / B	P / EBIT	ROA	EBIT / Total Asts.	ROE	EBIT / Equity	Current Ratio	Debt / Equity	Assets Turnover
6A8	Advance Equity Holding AD-Sofia	11.46	6.88	0.76	34.23	0.06	0.02	0.07	0.02	3.80	0.23	0.14
A72	Agria Group Holding AD-Varna	15.56	133.57	1.52		0.04		0.10		0.76	1.12	0.07
6AB	Albena AD-Albena	41.04	2.66	0.53	12.89	0.01	0.03	0.01	0.04	0.33	0.13	0.16
6AM	Alcomet AD-Shumen	20.61	0.87	1.83	10.00	0.06	0.12	0.09	0.19	1.65	0.57	1.33
A4L	Allterco AD-Sofia	54.62	44.24	1.70		0.03		0.03		0.70	0.23	0.03
6AR	Aroma AD-Sofia	14.63	0.78	0.85	6.36	0.04	0.10	0.06	0.14	2.62	0.10	0.81
6AN	Asenova Krepost AD-Asenovgrad	131.30	0.83	1.15	17.27		0.03	0.01	0.07	1.63	0.58	0.68
A00	BG Agro AD-Varna	6,341.88	234.26	1.62						131.86		0.01
5BP	Billboard AD-Sofia	16.12	0.62	0.23	2.94	0.01	0.06	0.01	0.08	2.86	0.29	0.26
40E	Bioiasis AD-Sofia					0.05	0.07	0.06	0.08	8.89		0.24
BPT	Bulgarian Private Equity Fund AD-Sofia			1.24						797.50		
5BR	Bulgarian River Shipping AD-Ruse	26.39	1.88	0.32		0.01		0.01		0.75	0.02	0.14
BSO	Bulgarian Stock Exchange-Sofia	52.58	17.88	3.65	450.83	0.07	0.01	0.07	0.01	4.07	0.01	0.20
57B	Bulgartabac Holding AD-Sofia	5.33	1.46	1.23	6.78	0.12	0.09	0.17	0.13	1.37	0.01	0.42
5BN	CB Bulgarian American Credit Bank AD-Sofia	21.09	4.83	1.05		0.01		0.05				0.03
5CP	CB Texim Bank AD-Sofia	78.25	5.13	2.10				0.03				0.07
C81	CBA Asset Management AD-Veliko Tarnovo	0.80	0.34	0.73	0.60	0.18	0.25	6.70	8.94	0.37	2.97	0.43
3CZ	CEZ Distribution Bulgaria AD-Sofia	17.29	1.15	0.79	4.91	0.03	0.11			0.88	0.21	0.48
1CZ	CEZ Electro Bulgaria AD-Sofia	2.66	0.10	0.82		0.14	0.15	0.34	0.38	1.92	0.08	3.63
5DOV	Doverie United Holding PLC-Sofia		148.74	0.85						26.78	0.80	0.02
0EA	Elana Agrocredit AD-Sofia	14.29	44.62	2.01		0.04		0.09		2.59	1.59	0.01
52E	Elhim Iskra AD-Pazardzhik	723.36	0.85	0.96			0.05		0.06	10.38	0.02	1.03
57E	EMKA AD-Sevlievo	19.22	0.61	1.60	9.38	0.07	0.15	0.09	0.18	5.88	0.03	2.34
5EO	Etropal AD-Etropole	875.00	3.63	5.22	29.54		0.08	0.01	0.18	1.14	0.65	0.65
4EH	Eurohold Bulgaria AD-Sofia		863.26	0.88						0.34	0.73	0.01
6A9	Favorit Hold AD-Sofia		214.27	0.48						0.12	0.02	
4F6	Fazerles AD-Silistra		1.07	0.54			0.04		0.04	15.71	0.02	0.47

\* Ratios are calculated on the base of the last weighted-average price as of the end of the month

\*\* Financial reports data (ttm)

Methodology for Calculation of Financial Ratios is available at [http://download.bse-sofia.bg/pdf/methodology\\_en.pdf](http://download.bse-sofia.bg/pdf/methodology_en.pdf)

# Financial Ratios

June  
2018

Issue	Issuer	P / E	P / S	P / B	P / EBIT	ROA	EBIT / Total Asts.	ROE	EBIT / Equity	Current Ratio	Debt / Equity	Assets Turnover
4F8	Formoplast AD-Kardzhali		14.30	7.88						1.77		0.21
5FC	Futures Capital AD-Sofia			23.47						6.24	23.05	
GTH	Galata Investment Company AD-Varna	329.67	863.31	1.57						2.23		
58E	Himnab Bulgaria AD-Sofia	39.83	27.73	1.29	65.25	0.03	0.02	0.03	0.02	2.59		0.04
6N3	Holding Nov Vek AD-Sofia	66.38	2,986.93	1.85		0.01		0.03		0.89	2.23	0.05
5V2	Holding Varna AD-Varna	79.36	148.53	1.23	306.92	0.01		0.02		2.11	0.45	0.03
4HE	Hydraulic Elements and Systems AD-Yambol	20.98	1.58	2.59		0.10	0.19	0.13	0.24	2.44		1.35
4HI	Hydroizomat AD-Sofia	23.36	4.25	0.73		0.03		0.03		3.29	0.02	0.14
4I8	Industrial Capital Holding AD-Sofia	22.91	8,572.24	1.81		0.08		0.08		16.82		0.11
4ID	Industrial Holding Bulgaria PLC-Sofia	3.69	14,681.05	0.36		0.08		0.10		0.09	0.25	0.09
4IN	Investor.BG AD-Sofia		5.68	1.67						4.21		0.27
4KU	Kauchuk AD-Sofia	23.92	0.81	0.82	13.41	0.03	0.05	0.03	0.06	5.30		0.84
4L4	Lavena AD-Shumen	20.35	1.73	2.33	10.15	0.06	0.12	0.13	0.26	3.16	0.52	0.70
6L1	Lomsko Pivo AD-Lom	847.50	0.31	0.33			0.05		0.10	0.80	0.39	0.53
5MR	Momina Krepost AD-Veliko Tarnovo		1.92	1.06						4.73	0.02	0.48
5MH	M+S Hydraulic AD-Kazanlak	18.21	2.43	3.84	11.34	0.18	0.29	0.22	0.35	3.28		1.34
178B	Neo London Capital PLC-Sofia	4.71	159.92	0.96		0.22		0.23		250.20		0.01
3NB	Neochim AD-Dimitrovgrad	24.79	0.52	1.00	6.33	0.03	0.12	0.04	0.16	2.37	0.17	1.45
5ODE	Odessos Shiprepair Yard AD-Varna	24.64	1.79	0.87	11.61	0.03	0.07	0.04	0.08	2.52		0.45
4O1	Oil and Gas Exploration and Production AD-Sofia	25.85	3.49	0.82	10.05	0.02	0.06	0.03	0.08	2.60	0.04	0.18
5PET	Petrol AD-Sofia	14.48	0.13	1.09	18.77	0.04	0.03	0.20	0.16	1.65	1.76	4.73
OPH	Phoenix Capital Holding AD-Sofia					0.10		3.18		1.32	86.28	
RBL	Real Bulland JSC-Sofia		56.82	1.07						209.86		0.02
RGL	Regala Invest AD-Varna	1,707.37	123.21	2.03			0.01		0.01	0.06	0.12	0.01
6S4	Severcoop Gamza Holding AD-Sofia	20.50	219.54	0.79		0.03		0.04		1.32		0.07
6S5	Sila Holding AD-Stara Zagora	10,035.87		1.64						4.15	0.52	0.05
3JL	Slanchev Bryag AD-Slanchev Bryag		2.41	0.17	10.66		0.01		0.02	0.67	0.02	0.06
6SOA	Sofia Commerce-Pawn Brokerage AD-Sofia	8.75	1.50	0.83	7.60	0.09	0.10	0.09	0.11	21.79	0.02	0.51
OS8	Solarpro Holding AD-Sofia	69.08	4.01	0.73	120.78	0.01	0.01	0.01	0.01	2.10	0.02	0.16
SO5	Sopharma Trading AD-Sofia	17.77	0.34	3.02	13.22	0.04	0.06	0.18	0.25	1.12	1.94	2.15
SL9	Sparky Eltos AD-Lovech		0.36	0.30						1.13	2.50	0.20
OSP	Speedy AD-Sofia	22.32	1.95	4.16	11.27	0.11	0.22	0.20	0.40	1.20	0.39	1.29
3NJ	SS Konstantine And Elena Holding AD-Varna	5.06	3.63	1.14	6.20	0.16	0.13	0.26	0.21	0.63	0.13	0.22
5SR	Stara Planina Hold AD-Sofia	27.05	1,925.00	3.95		0.13		0.15		3.47		0.16
3MZ	Svilosa AD-Svishtov		109.19	2.76						5.48		0.02
6S7	Synergon Holding AD-Sofia	9.91	38.22	0.17		0.02		0.02		7.27	0.06	0.13
EHN	Synthetica AD-Sofia	51.22	3,937.50	7.54		0.11		0.16		3.81	0.42	
7TH	Tchaikapharma High Quality Medicines AD-Sofia	56.58	14.89	6.10		0.10	0.14	0.12	0.17	4.76	0.13	0.36
T24	TK-Hold PLC-Sofia	12.13	12,801.60	0.72		0.03		0.06		1.20		0.05
5T6	Todoroff AD-Sofia		0.52	4.14						0.39	9.01	0.39
3TV	Toplivo AD-Sofia		0.14	0.19	117.66					2.06	0.42	0.89
T57	Trace Group Hold AD-Sofia	16.48	0.54	0.93	37.63	0.03	0.01	0.06	0.03	1.37	0.17	0.96
59X	Unipharm AD-Sofia	12.01	1.17	1.26		0.09	0.18	0.11	0.21	4.77	0.03	0.97
4V5	Varna-Plod AD-Varna	11.40	8.27	0.85	15.95	0.07	0.05	0.08	0.06	47.04		0.10
1VX	Velgraf Asset Management AD-Sofia	156.12	26.08	2.22	37.38	0.01	0.04	0.02	0.07	1.31	0.34	0.05
4PX	Yuri Gagarin PLC-Plovdiv	4.43	0.20	0.31	1.80	0.05	0.12	0.07	0.18	2.04	0.17	1.08
T43	Zarneni Hrani Bulgaria AD-Sofia	12.44	52.70	0.24		0.02		0.02		3.02	0.02	
3ZL	Zlatni Pyasatsi AD-Varna		1.43	0.16	77.09					8.59	0.01	0.11

\* Ratios are calculated on the base of the last weighted-average price as of the end of the month

\*\* Financial reports data (ttm)

Methodology for Calculation of Financial Ratios is available at [http://download.bse-sofia.bg/pdf/methodology\\_en.pdf](http://download.bse-sofia.bg/pdf/methodology_en.pdf)

# Financial Ratios

June  
2018

## Standard Equities Segment\* (based on consolidated reports\*\*)

Issue	Issuer	P / E	P / S	P / B	P / EBIT	ROA	EBIT / Total Asts.	ROE	EBIT / Equity	Current Ratio	Debt / Equity	Assets Turnover
6A8	Advance Equity Holding AD-Sofia	11.85	1.84	1.72	7.66	0.06	0.09	0.15	0.23	2.31	0.84	0.40
A72	Agria Group Holding AD-Varna	5.62	0.37	0.70	3.07	0.05	0.09	0.13	0.24	1.19	1.46	0.73
6AB	Albena AD-Albena	164.69	2.02	0.52	9.48		0.04		0.05	0.49	0.19	0.19
6AM	Alcomet AD-Shumen	21.33	0.87	1.84	10.17	0.05	0.11	0.09	0.19	1.65	0.58	1.32
A4L	Allterco AD-Sofia	13.22	0.72	1.16	8.66	0.06	0.09	0.09	0.14	1.51	0.22	1.13
6AR	Aroma AD-Sofia	10.99	0.76	0.86	5.35	0.06	0.12	0.08	0.17	2.03	0.18	0.81
6AN	Asenova Krepost AD-Asenovgrad	128.87	0.82	1.14	16.76		0.03	0.01	0.07	1.67	0.57	0.68
A00	BG Agro AD-Varna	18.46	0.96	1.30	11.07	0.05	0.08	0.07	0.12	1.27	0.51	0.89
5BP	Billboard AD-Sofia	12.22	0.14	0.23	1.13	0.01	0.08	0.02	0.21	0.90	0.85	0.68
BPT	Bulgarian Private Equity Fund AD-Sofia			1.25						402.75		
5BR	Bulgarian River Shipping AD-Ruse		1.23	0.29	26.54		0.01		0.01	1.19	0.02	0.20
BSO	Bulgarian Stock Exchange-Sofia	30.29	12.10	3.48	52.79	0.05	0.03	0.13	0.07	1.13	0.01	0.13
57B	Bulgartabac Holding AD-Sofia	2.61	0.22	0.30		0.04		0.11		0.94	0.45	0.48
5BN	CB Bulgarian American Credit Bank AD-Sofia	20.08	4.80	1.31		0.01		0.05				0.03
5CP	CB Texim Bank AD-Sofia	76.58	6.17	2.08				0.03				0.06
C81	CBA Asset Management AD-Veliko Tarnovo	0.77	0.34	0.74	0.60	0.19	0.25			0.38	2.60	0.44
3CZ	CEZ Distribution Bulgaria AD-Sofia	16.33	1.13	0.78	4.55	0.03	0.12	0.05	0.17	0.88	0.22	0.48
5DOV	Doverie United Holding PLC-Sofia		0.22	0.45	10.80		0.01		0.04	1.45	0.97	0.70
57E	EMKA AD-Sevlievo	4.23	0.20	0.87	3.26					4.34	0.53	
5EO	Etropal AD-Etropole	509.09	3.58	5.11	28.06		0.08	0.01	0.18	1.17	0.64	0.64
4EH	Eurohold Bulgaria AD-Sofia	14.57	0.21	1.73	7.85	0.01	0.03	0.13	0.24	1.14	2.21	0.97
6A9	Favorit Hold AD-Sofia			0.11						0.92	0.42	
5FC	Futures Capital AD-Sofia	917.45	388.15	28.59	630.75	0.03	0.04	0.03	0.05	0.57	0.01	0.07
58E	Himsnab Bulgaria AD-Sofia		5.11	1.02	17.40		0.03		0.06	2.06	0.43	0.10
6N3	Holding Nov Vek AD-Sofia			4.21						1.41	6.08	
5V2	Holding Varna AD-Varna	27.93	2.66	1.20	12.63	0.02	0.04	0.04	0.10	1.38	1.30	0.19
4HI	Hydroizomat AD-Sofia	21.11	4.15	0.76		0.03		0.04		3.21	0.02	0.15
4I8	Industrial Capital Holding AD-Sofia	10.58	0.18	0.91	1.32	0.03	0.21	0.09	0.72	4.09	0.05	1.46
4ID	Industrial Holding Bulgaria PLC-Sofia	12.01	0.74	0.27	2.51	0.01	0.07	0.02	0.11	0.46	0.35	0.24
4IN	Investor.BG AD-Sofia		3.52	2.09						2.01	0.25	0.33
4KU	Kauchuk AD-Sofia	83.17	0.89	0.84	18.63	0.01	0.04	0.01	0.05	4.74		0.76
4L4	Lavena AD-Shumen	19.52	1.72	2.30	9.51	0.06	0.12	0.14	0.28	3.09	0.52	0.69
5MH	M+S Hydraulic AD-Kazanlak	20.29	2.55	4.13	12.16	0.17	0.28	0.21	0.35	3.43		1.35
3NB	Neochim AD-Dimitrovgrad	28.86	0.52	1.00	6.12	0.03	0.12	0.04	0.17	2.38	0.17	1.47
5ODE	Odessos Shiprepair Yard AD-Varna	19.28	1.95	0.90	14.80	0.04	0.05	0.05	0.06	3.53	0.14	0.38
4O1	Oil and Gas Exploration and Production AD-Sofia	20.89	2.57	0.78	9.83	0.03	0.06	0.04	0.08	3.52	0.04	0.23
5PET	Petrol AD-Sofia	0.97	0.13	1.13		0.61			0.03	1.30	1.84	4.76
6S4	Severcoop Gamza Holding AD-Sofia	16.29		0.94		0.04		0.05		3.19		0.19
6S5	Sila Holding AD-Stara Zagora	88.16	6.01	1.68		0.01		0.03		1.94	1.14	0.14
3JL	Slanchev Bryag AD-Slanchev Bryag			0.86						10.04		
6SOA	Sofia Commerce-Pawn Brokerage AD-Sofia			0.83						24.19	0.02	
OS8	Solarpro Holding AD-Sofia	41.54	1.66	0.69	4.96	0.01	0.07	0.02	0.14	3.50	0.68	0.23
SO5	Sopharma Trading AD-Sofia	28.21	0.30	3.52	15.22	0.02	0.04	0.13	0.24	1.12	2.52	2.25
SL9	Sparky Eltos AD-Lovech		0.31	0.59						0.95	5.62	0.21
OSP	Speedy AD-Sofia	26.34	1.34	4.54	10.31	0.09	0.23	0.18	0.46	1.18	0.43	1.75
3NJ	SS Konstantine And Elena Holding AD-Varna	7.15	1.82	1.31	4.33	0.06	0.11	0.21	0.34	0.37	1.47	0.25
5SR	Stara Planina Hold AD-Sofia	18.75	0.66	1.57	4.09	0.04	0.18	0.09	0.40	3.67	0.02	1.10
3MZ	Svilosa AD-Svishtov	7.94	1.06	1.11	5.23	0.12	0.18	0.15	0.23	3.53	0.11	0.88

\* Ratios are calculated on the base of the last weighted-average price as of the end of the month

\*\* Financial reports data (ttm)

Methodology for Calculation of Financial Ratios is available at [http://download.bse-sofia.bg/pdf/methodology\\_en.pdf](http://download.bse-sofia.bg/pdf/methodology_en.pdf)

# Financial Ratios

June  
2018

Issue	Issuer	P / E	P / S	P / B	P / EBIT	ROA	EBIT / Total Asts.	ROE	EBIT / Equity	Current Ratio	Debt / Equity	Assets Turnover
6S7	Synergon Holding AD-Sofia		0.08	0.10	2.78		0.02		0.03	1.18	0.24	0.79
EHN	Synthetica AD-Sofia		2.51	6.64	19.87		0.09		0.33	1.10	1.85	0.71
T24	TK-Hold PLC-Sofia	100.01	0.60	0.33	5.38		0.05		0.06	4.25	0.01	0.43
3TV	Toplivo AD-Sofia		0.10	0.20	42.98					1.43	0.52	1.14
T57	Trace Group Hold AD-Sofia	21.09	0.28	0.98	9.42	0.02	0.04	0.05	0.11	1.11	0.22	1.42
4V5	Varna-Plod AD-Varna	11.13	7.35	0.84	13.94	0.07	0.05	0.08	0.06	25.87	0.11	0.10
1VX	Velgraf Asset Management AD-Sofia	142.64	23.27	2.23	31.56					1.16	0.40	
4PX	Yuri Gagarin PLC-Plovdiv			0.30						2.00	0.23	
T43	Zarneni Hrani Bulgaria AD-Sofia	77.52	0.63	0.25	5.23		0.02		0.05	1.66	0.23	0.20
3ZL	Zlatni Pyasatsi AD-Varna		0.72	0.18	14.50		0.01		0.01	8.53	0.01	0.23

## SPVs Segment\* (based on non-consolidated reports\*\*)

Issue	Issuer	P / E	P / S	P / B	P / EBIT	ROA	EBIT / Total Asts.	ROE	EBIT / Equity	Current Ratio	Debt / Equity	Assets Turnover
6A6	Advance Terrafund REIT-Sofia	6.30	3.69	0.77		0.12	0.12	0.13	0.12	3.16		0.21
6AG	Agro Finance REIT-Plovdiv	21.00	19.12	2.12		0.09	0.09	0.10	0.10	0.44		0.10
6A7	Agroenergy Invest REIT-Sofia					0.03	0.03	0.03	0.04	16.24	0.12	0.06
5AX	Aktiv Properties REIT-Plovdiv		26.22	0.50						0.22	0.18	0.02
5H4	Balkan and Sea Properties REIT-Varna	163.44	95.78	1.89		0.01		0.02		45.42	0.95	0.01
28R	BPD Industrial Real Estate Fund REIT-Sofia			1.16						81.57		
5BU	Bulgarian Real Estate Fund REIT-Sofia	6.89	2.52	0.50		0.06	0.07	0.08	0.08	1.71	0.13	0.17
5BD	Bulland Investments REIT-Sofia	28.45		0.95		0.03		0.03		0.30	0.18	
E7P	Expat Beta REIT-Sofia		25.72	0.82						0.48	0.17	0.03
6F3	FairPlay Properties REIT-Sofia		1.36	0.39			0.03		0.04	2.55	0.12	0.18
6BMA	Fund Estates REIT-Sofia		1.92	0.55						0.11	23.68	0.01
GE5	Glenmoore Capital REIT-Varna									68.40		
4IC	Intercapital Property Development REIT-Sofia	0.12	0.04	0.19	0.06	0.10	0.21	1.37	2.90	0.27	6.46	0.31
4PY	Prime Property BG REIT-Sofia	1,860.02		0.62	2,232.02					4.66		
6S6	Sopharma Properties REIT-Sofia	196.19	12.04	2.47		0.01	0.08	0.01	0.13	0.05	0.40	0.13

\* Ratios are calculated on the base of the last weighted-average price as of the end of the month

\*\* Financial reports data (ttm)

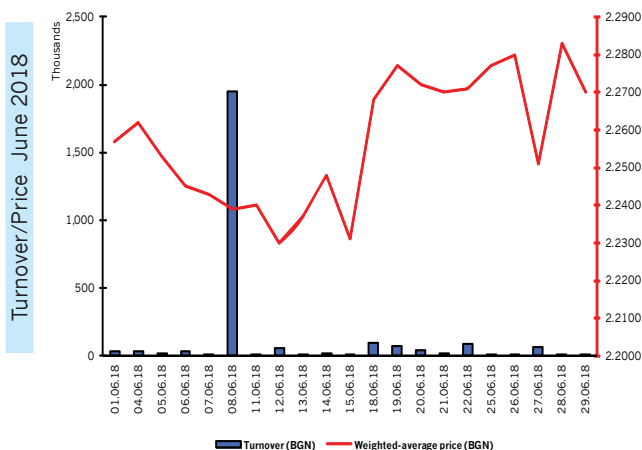
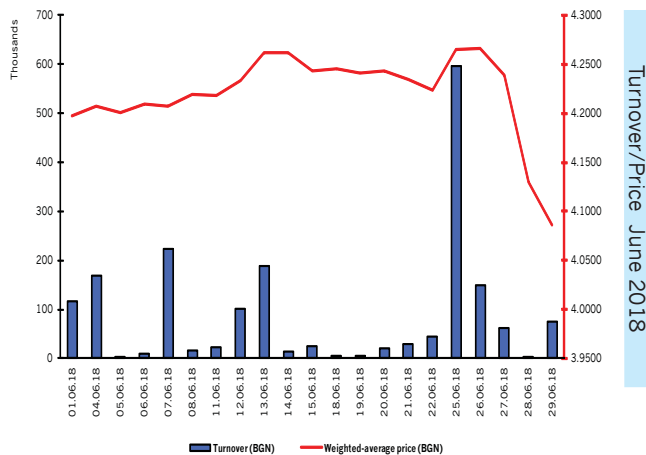
Methodology for Calculation of Financial Ratios is available at [http://download.bse-sofia.bg/pdf/methodology\\_en.pdf](http://download.bse-sofia.bg/pdf/methodology_en.pdf)

# Top 5 Stocks by Trades

June 2018

## Sopharma

BSE code of the issue	3JR
Volume of the issue (common shares)	134,797,899
Nominal value (BGN per share)	1.00
Gross dividend 2017 (BGN per share)	0.1100
Trading on regulated market as from the beginning of the year	
Volume in lots	3,731,447
Value in BGN	15,857,193.14
Trades	1,900
OTC trades as from the beginning of the year *	
Value in BGN	45,368.00
Volume in lots	21,200

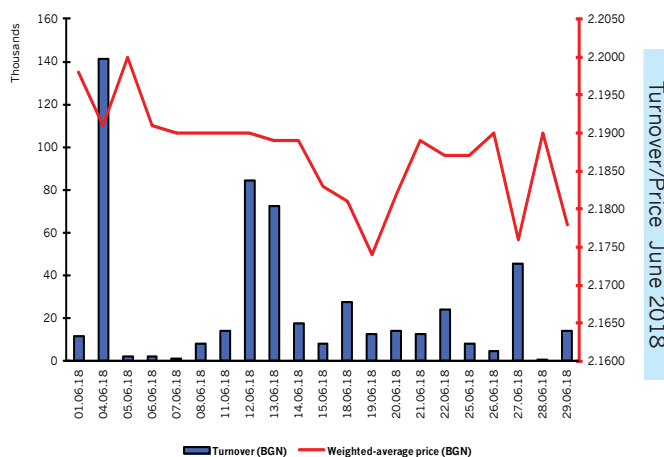


## Chimimport

BSE code of the issue	6C4
Volume of the issue (common shares)	239,646,267
Nominal value (BGN per share)	1.00
Gross dividend 2017 (BGN per share)	0.0630
Trading on regulated market as from the beginning of the year	
Volume in lots	9,355,238
Value in BGN	21,596,388.94
Trades	4,841
OTC trades as from the beginning of the year *	
Value in BGN	0.00
Volume in lots	0

## Advance Terrafund REIT

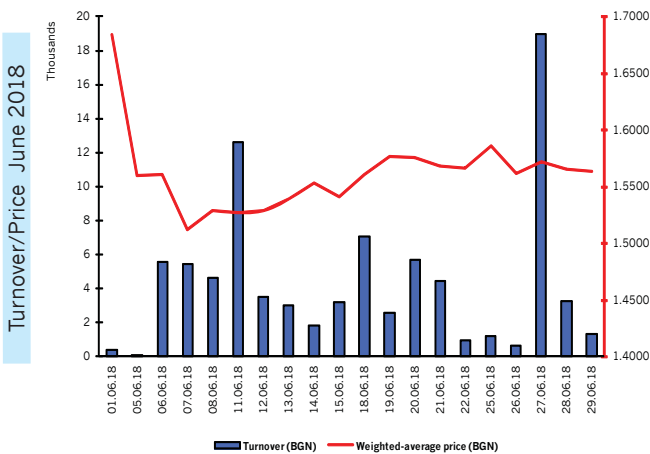
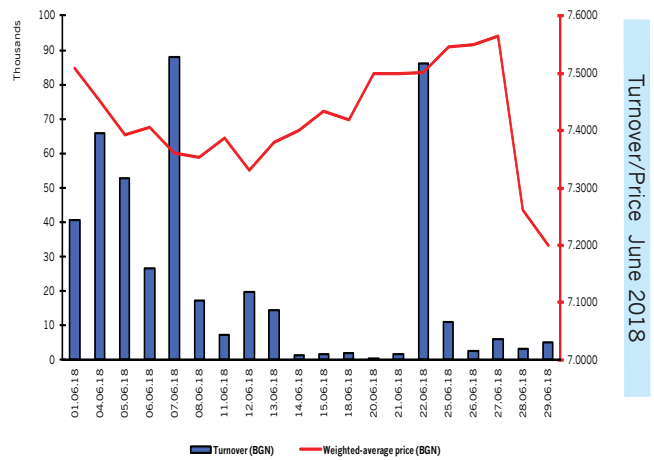
BSE code of the issue	6A6
Volume of the issue (common shares)	85,110,091
Nominal value (BGN per share)	1.00
Gross dividend 2017 (BGN per share)	0.1060
Trading on regulated market as from the beginning of the year	
Volume in lots	1,594,671
Value in BGN	3,522,435.14
Trades	1,400
OTC trades as from the beginning of the year *	
Value in BGN	0.00
Volume in lots	0



\* Effective as from 03 January 2018, no OTC trades June be announced through the trading system of BSE-Sofia

## Sopharma Trading

BSE code of the issue	S05
Volume of the issue (common shares)	32,905,009
Nominal value (BGN per share)	1.00
Gross dividend 2017 (BGN per share)	0.3000
Trading on regulated market as from the beginning of the year	
Volume in lots	120,847
Value in BGN	933,582.55
Trades	514
OTC trades as from the beginning of the year *	
Value in BGN	0.00
Volume in lots	0



## Doverie United Holding

BSE code of the issue	5DOV
Volume of the issue (common shares)	18,736,099
Nominal value (BGN per share)	1.00
Gross dividend 2017 (BGN per share)	0.00
Trading on regulated market as from the beginning of the year	
Volume in lots	229,686
Value in BGN	432,745.18
Trades	510
OTC trades as from the beginning of the year *	
Value in BGN	0.00
Volume in lots	0