

**JULY
2024**

MONTHLY BULLETIN



БФБ

BULGARIAN STOCK EXCHANGE
1000 Sofia, 6 Tri ushi St.
Tel: (+359 2) 937 09 45; 937 09 34
<http://www.bse-sofia.bg>; e-mail: bse@bse-sofia.bg

General Statistics

July
2024

Capitalization of BSE Main Market		Change	
As of 31 July 2024			
Market Segment	Capitalization	June * 2024	July * 2023
EuroBridge Market Segment	1 335 009 608.80	n/a	n/a
Premium Equities Segment	2 668 136 283.72	-30.22%	6.31%
Standard Equities Segment	8 530 301 631.41	2.35%	9.08%
Special Purpose Vehicles Segment	1 266 854 735.56	-0.42%	7.81%
Total Capitalization of BSE Main Market	13 800 302 259.49	2.76%	19.95%

* as of the end of the period

Issues admitted to trading on BSE Main Market			
Market Segment	Number of new issues	Number of delisted issues	Number of listed issues as of the end of the month
EuroBridge Market Segment	0	0	1
Premium Equities Segment	0	0	9
Standard Equities Segment	0	0	56
Special Purpose Vehicles Segment	0	0	17
Bonds Segment	6	1	111
Compensatory Instruments Segment	0	0	3
Exchange Traded Products Segment	1	0	22
Subscription Rights Segment	0	0	0
Initial Public Offering Segment	0	0	0
Government Securities Segment	0	1	16
TOTAL :	7	2	234

* as of the end of the period

BSE Indices

SOFIX

Value *	867.27
Monthly change	2.31%
Annual change	26.21%
P/E **	7.50
P/B **	1.81

BGBX 40

Value *	170.49
Monthly change	1.32%
Annual change	14.54%
P/E **	10.98
P/B **	1.85

BG TR30

Value *	864.32
Monthly change	1.47%
Annual change	11.83%
P/E **	57.04
P/B **	2.88

BG REIT

Value *	192.55
Monthly change	0.91%
Annual change	0.30%
P/E **	18.47
P/B **	2.32

* Values as of 31 July 2024

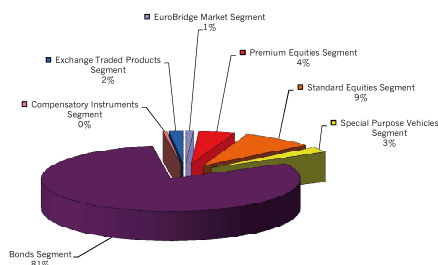
** P (prices) are weighted-average

** Financial reports data (ttm)

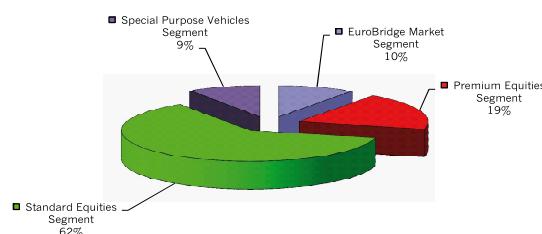
Monthly Trading by BSE Main Market Segments

Market Segment	July 2024			Change in turnover (%)	
	Trades	Turnover (BGN)	Volume (lots)	June 2024	July 2023
EuroBridge Market Segment	195	845 730	11 481	n/a	n/a
Premium Equities Segment	1 932	3 967 504	1 506 967	-78.89%	-5.83%
Standard Equities Segment	1 992	8 057 915	2 399 220	-55.49%	-64.11%
Special Purpose Vehicles Segment	545	2 343 720	534 508	97.30%	-46.39%
Bonds Segment	73	71 139 517	43 608	178.60%	669.48%
Compensatory Instruments Segment	80	431 150	704 048	59.27%	118.32%
Exchange Traded Products Segment	74	1 552 389	173 291	591.37%	137.74%
Subscription Rights Segment	0	0	0	-100.00%	-100.00%
Initial Public Offering Segment	0	0	0	n/a	n/a
Government Securities Segment	0	0	0	n/a	n/a
Privatisation Segment	0	0	0	n/a	n/a
TOTAL:	4 891	88 337 925	5 373 123	36.71%	114.75%

Turnover by Segments of BSE Main Market



Capitalization by Segments of BSE Main Market



New issues admitted to trading on the BSE Main Market in July

Issue	Issuer	First Trading Day	Currency	Amount of the issue in the respective currency	Market Segment
BAMC	CB Bulgarian American Credit Bank AD	01.07.2024	EUR	15 000 000	Bonds Segment
FSGA	Finance Security Group AD	30.07.2024	EUR	11 000 000	Bonds Segment
NICB	New Industrial Company AD	23.07.2024	BGN	30 000 000	Bonds Segment
TBID	CB TBI Bank EAD	16.07.2024	EUR	20 000 000	Bonds Segment
ZNHB	Zenith Investment Holding AD	31.07.2024	EUR	11 000 000	Bonds Segment
BINB	Bulfinance Investment AD	16.07.2024	EUR	10 000 000	Bonds Segment
BSPW	Balkan and Sea Properties REIT	15.07.2024	BGN	2 999 995	Exchange Traded Products Segment

Daily-Average Trading by BSE Main Market Segments

Market Segment	July 2024			Change in turnover (%)	
	Trades	Turnover (BGN)	Volume (lots)	June 2024	July 2023
EuroBridge Market Segment	20	84 573	1 148	n/a	n/a
Premium Equities Segment	84	172 500	65 520	-81.65%	-14.02%
Standard Equities Segment	87	350 344	104 314	-61.30%	-67.23%
Special Purpose Vehicles Segment	24	101 901	23 239	71.57%	-51.05%
Bonds Segment	3	3 093 022	1 896	142.26%	602.57%
Compensatory Instruments Segment	3	18 746	30 611	38.50%	99.33%
Exchange Traded Products Segment	3	67 495	7 534	501.19%	117.07%
Subscription Rights Segment	0	0	0	-100.00%	-100.00%
Initial Public Offering Segment	0	0	0	n/a	n/a
Government Securities Segment	0	0	0	n/a	n/a
Privatisation Segment	0	0	0	n/a	n/a
TOTAL:	224	3 888 581	234 263	20.36%	98.52%

Number of trading sessions in July

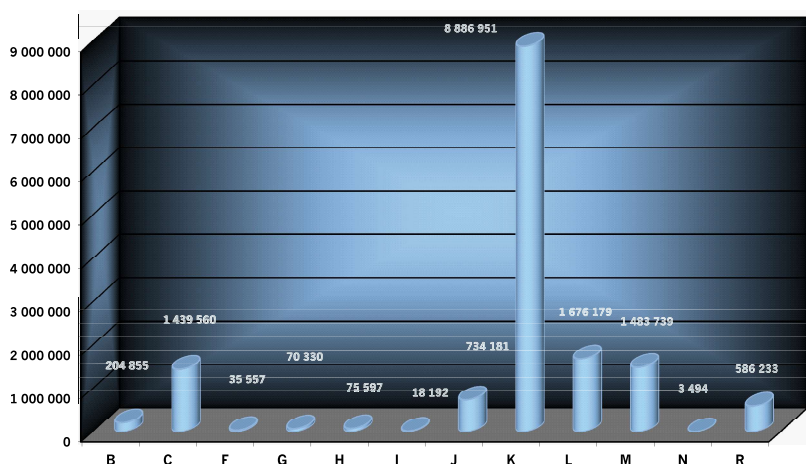
23

Monthly Average USD/BGN Exchange Rate

1.8045

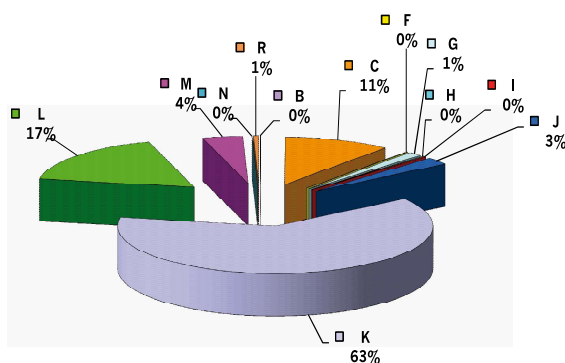
Trading by sections under NACE, Rev. 2		Trades	Volume (lots)	Turnover (BGN)
B	Mining and quarrying	4	38 650	204 855.00
C	Manufacturing	899	247 696	1 439 560.41
F	Construction	20	7 487	35 557.00
G	Wholesale and retail trade; repair of motor vehicles and motorcycles	103	82 114	70 330.17
H	Transportation and storage	22	1 166	75 596.84
I	Accommodation and food service activities	25	696	18 192.20
J	Information and communication	189	70 088	734 181.00
K	Financial and insurance activities	2 456	3 191 487	8 886 948.22
L	Real estate activities	73	252 794	1 676 179.14
M	Professional, scientific and technical activities	726	520 553	1 483 738.68
N	Administrative and support service activities	2	1 900	3 494.00
R	Arts, entertainment and recreation	145	37 545	586 233.40

Share of sections under NACE, Rev. 2 in the total turnover (BGN) on the BSE Main Market in July



- B Mining and quarrying
- C Manufacturing
- F Construction
- G Wholesale and retail trade; repair of motor vehicles and motorcycles
- H Transportation and storage
- I Accommodation and food service activities
- J Information and communication
- K Financial and insurance activities
- L Real estate activities
- M Professional, scientific and technical activities
- N Administrative and support service activities
- R Arts, entertainment and recreation

Share of sections under NACE, Rev. 2 in the total turnover on the BSE Main Market in the last 365 days



- B Mining and quarrying
- C Manufacturing
- F Construction
- G Wholesale and retail trade; repair of motor vehicles and motorcycles
- H Transportation and storage
- I Accommodation and food service activities
- J Information and communication
- K Financial and insurance activities
- L Real estate activities
- M Professional, scientific and technical activities
- N Administrative and support service activities
- R Arts, entertainment and recreation

TOP 5

Liquidity Ranking

Issuer	Trades	Volume (lots)	Turnover (BGN)
Shelly Group AD	511	29 372	2 119 176.82
Sirma Group Holding AD	326	467 981	523 681.58
Chimimport AD	294	605 626	446 356.38
Advance Terrafund REIT-Sofia	282	146 492	467 966.87
Eleven Capital AD-Sofia	271	39 509	715 907.00

TOP 5

Members

Trades		Turnover (BGN)	
Inv. Intermediary "Karoll" AD	4 154	CB "Central Cooperative Bank" AD	51 948 662.74
Inv. Intermediary "Elana Trading" AD	2 004	Inv. Intermediary "Real Finance" AD	37 740 042.61
Inv. Intermediary "BenchMark Finance" AD	987	Inv. Intermediary "ABV Investments" EOOD	26 514 134.15
Inv. Intermediary "UG Market" EAD	485	Inv. Intermediary "Euro - Finance" AD	12 149 265.85
Inv. Intermediary "First Financial Brokerage House" EOOD	424	Inv. Intermediary "First Financial Brokerage House" EOOD	8 892 195.84

TOP 30

Capitalization as of 31 July 2024

Issues of shares on the BSE Main Market

Issue	Issuer	Amount (Shares)	Closing price	Trading currency	Capitalization (BGN)
THQM	Tchaikapharma High Quality Medicines AD	91 800 000	17.3000	BGN	1 588 140 000.00
SLYG	Shelly Group AD	18 105 559	37.7000	EUR	1 335 009 608.80
SFA	Sopharma AD	179 100 063	5.8800	BGN	1 053 108 370.44
SPDY	Speedy AD-Sofia	5 377 619	188.0000	BGN	1 010 992 372.00
FIB	CB First Investment Bank AD-Sofia	149 084 800	4.9200	BGN	733 497 216.00
MSH	M+S Hydraulic AD-Kazanlak	39 445 200	10.2000	BGN	402 341 040.00
EUBG	Eurohold Bulgaria AD	260 500 000	1.4900	BGN	388 145 000.00
GR6	Gradus AD-Stara Zagora	243 608 710	1.3800	BGN	336 180 019.80
VAM	Velgraf Asset Management AD-Sofia	68 979 758	4.7200	BGN	325 584 457.76
HVAR	Holding Varna AD	6 485 897	45.4000	BGN	294 459 723.80
ATER	Advance Terrafund REIT-Sofia	85 110 091	3.2100	BGN	273 203 392.11
SO	Smart Organic AD	11 340 999	22.4000	BGN	254 038 377.60
SPH	Stara Planina Hold AD-Sofia	21 000 000	10.2000	BGN	214 200 000.00
TIB	Telematic Interactive Bulgaria AD-Sofia	12 960 018	16.5000	BGN	213 840 297.00
CCB	CB Central Cooperative Bank AD	127 129 970	1.6400	BGN	208 493 150.80
SFI	Sopharma Properties REIT-Sofia	21 951 320	9.4000	BGN	206 342 408.00
SFT	Sopharma Trading AD-Sofia	34 276 050	5.7000	BGN	195 373 485.00
DUH	Doverie United Holding PLC	21 499 855	8.5400	BGN	183 608 761.70
CHIM	Chimimport AD	239 646 267	0.7650	BGN	183 329 394.26
ODES	Odessos Shiprepair Yard AD-Varna	586 642	310.0000	BGN	181 859 020.00
SYN	Synthetica AD	3 000 000	60.0000	BGN	180 000 000.00
GTH	Galata Investment Company AD	68 571 234	2.5600	BGN	175 542 359.04
HRZ	Rodna Zemya Holding AD	56 010 597	3.0400	BGN	170 272 214.88
IHB	Industrial Holding Bulgaria PLC-Sofia	96 808 417	1.7000	BGN	164 574 308.90
BSP	Balkan and Sea Properties REIT	6 925 156	23.0000	BGN	159 278 588.00
CHSB	Himsnab Bulgaria AD-Sofia	2 494 631	63.0000	BGN	157 161 753.00
AGH	Agria Group Holding AD	6 800 000	20.8000	BGN	141 440 000.00
CAPM	Capital Management SPV-Sofia	1 758 296	80.0000	BGN	140 663 680.00
ALCM	Alcomet AD-Shumen	17 952 959	6.8500	BGN	122 977 769.15
TXIM	CB Texim Bank AD	33 595 036	3.6000	BGN	120 942 129.60

Capitalisation by Issues

July
2024

EuroBridge Market Segment

Issue	Issuer	Nominal (BGN)	Amount (Shares)	Closing price (EUR)	Capitalisation (EUR)
SLYG	Shelly Group AD	1.00	18 105 559	37.7000	682 579 574.30

Premium Equities Segment

Issue	Issuer	Nominal (BGN)	Amount (Shares)	Closing price (BGN)	Capitalisation (BGN)
AGH	Agria Group Holding AD	1.00	6 800 000	20.8000	141 440 000.00
BSE	Bulgarian Stock Exchange AD	1.00	13 165 720	7.5500	99 401 186.00
CCB	CB Central Cooperative Bank AD	1.00	127 129 970	1.6400	208 493 150.80
CHIM	Chimimport AD	1.00	239 646 267	0.7650	183 329 394.26
FIB	CB First Investment Bank AD-Sofia	1.00	149 084 800	4.9200	733 497 216.00
KBG	Korado Bulgaria AD	1.00	13 168 614	4.9200	64 789 580.88
MONB	Monbat AD	1.00	39 000 000	3.0000	117 000 000.00
SFA	Sopharma AD	1.00	179 100 063	5.8800	1 053 108 370.44
SGH	Sirma Group Holding AD	1.00	59 360 518	1.1300	67 077 385.34

Standard Equities Segment

Issue	Issuer	Nominal (BGN)	Amount (Shares)	Closing price (BGN)	Capitalisation (BGN)
ALB	Albena AD	1.00	4 273 126	26.2000	111 955 901.20
ALCM	Alcomet AD-Shumen	1.00	17 952 959	6.8500	122 977 769.15
ASKR	Asenova Krepost AD	3.00	4 296 006	15.0000	64 440 090.00
BNR	Bianor Holding AD	1.00	12 290 133	6.1000	74 969 811.30
BBRD	Billboard AD-Sofia	1.00	15 000 000	0.4500	6 750 000.00
BRP	Bulgarian River Shipping AD-Ruse	1.00	35 708 674	0.5050	18 032 880.37
BMTL	Bulmetal AD	1.00	7 155 179	8.6000	61 534 539.40
TXIM	CB Texim Bank AD	1.00	33 595 036	3.6000	120 942 129.60
DUH	Doverie United Holding PLC	1.00	21 499 855	8.5400	183 608 761.70
EAC	Elana Agrocredit AD	1.00	46 692 133	1.0900	50 894 424.97
11C	Eleven Capital AD-Sofia	1.00	2 301 528	17.9000	41 197 351.20
ELHM	Elhim Iskra AD-Pazardzhik	1.00	25 108 410	0.8000	20 086 728.00
EMKA	EMKA AD-Sevlievo	1.00	43 399 452	2.0600	89 402 871.12
ETR	Etropal AD-Etropole	1.00	5 000 000	4.2000	21 000 000.00
EUBG	Eurohold Bulgaria AD	1.00	260 500 000	1.4900	388 145 000.00
FZLS	Fazerles AD-Silistra	1.00	515 000	16.1000	8 291 500.00
FORM	Formoplast AD-Kardzhali	1.00	3 798 905	6.4000	24 312 992.00
GTH	Galata Investment Company AD	1.00	68 571 234	2.5600	175 542 359.04
GR6	Gradus AD-Stara Zagora	1.00	243 608 710	1.3800	336 180 019.80
CHSB	Himsnab Bulgaria AD-Sofia	1.00	2 494 631	63.0000	157 161 753.00
HCEN	Holding Center AD	1.00	735 910	39.8000	29 289 218.00
HNVK	Holding Nov Vek AD	1.00	5 610 437	21.2000	118 941 264.40
HSOF	Holding Sveta Sofia AD-Sofia	1.00	9 940 391	3.4800	34 592 560.68
HVAR	Holding Varna AD	1.00	6 485 897	45.4000	294 459 723.80
HES	Hydraulic Elements and Systems /HES/ AD-Yambol	1.00	18 193 752	5.6000	101 885 011.20
HIKA	Industrial Capital Holding AD-Sofia	1.00	15 864 544	2.7400	43 468 850.56
IHB	Industrial Holding Bulgaria PLC-Sofia	1.00	96 808 417	1.7000	164 574 308.90
IDH	Industry Development Holding AD	1.00	9 980 925	2.6800	26 748 879.00
IBG	Investor.BG AD-Sofia	1.00	4 782 362	21.4000	102 342 546.80
MSH	M+S Hydraulic AD-Kazanlak	1.00	39 445 200	10.2000	402 341 040.00
NLC	Neo London Capital PLC	100.00	99 950	210.0000	20 989 500.00
NEOH	Neochim AD	1.00	2 654 358	20.6000	54 679 774.80
ODES	Odessos Shiprepair Yard AD-Varna	1.00	586 642	310.0000	181 859 020.00
NGAZ	Oil and Gas Exploration and Production AD-Sofia	1.00	12 228 062	5.4000	66 031 534.80
PET	Petrol AD	4.00	27 312 403	0.8700	23 761 790.61
HRZ	Rodna Zemya Holding AD	1.00	56 010 597	3.0400	170 272 214.88
GAMZ	Severcoop Gamza Holding AD-Sofia	2.00	5 347 798	4.2000	22 460 751.60

Capitalisation by Issues

July
2024

Issue	Issuer	Nominal (BGN)	Amount (Shares)	Closing price (BGN)	Capitalisation (BGN)
HSI	Sila Holding AD	1.00	36 852 997	3.0200	111 296 050.94
SO	Smart Organic AD	1.00	11 340 999	22.4000	254 038 377.60
SCOM	Sofia Commerce-Pawn Brokerage AD	1.00	8 937 384	4.0600	36 285 779.04
SFT	Sopharma Trading AD-Sofia	1.00	34 276 050	5.7000	195 373 485.00
SPDY	Speedy AD-Sofia	1.00	5 377 619	188.0000	1 010 992 372.00
SKEH	SS Konstantine and Elena Holding AD	1.00	3 309 560	23.0000	76 119 880.00
SPH	Stara Planina Hold AD-Sofia	1.00	21 000 000	10.2000	214 200 000.00
SNRG	Synergon Holding AD-Sofia	1.00	18 358 849	1.0300	18 909 614.47
SYN	Synthetica AD	1.00	3 000 000	60.0000	180 000 000.00
THQM	Tchaikapharma High Quality Medicines AD	1.00	91 800 000	17.3000	1 588 140 000.00
TBS	Telelink Business Services Group AD	1.00	12 500 000	8.5000	106 250 000.00
TIB	Telematic Interactive Bulgaria AD-Sofia	1.00	12 960 018	16.5000	213 840 297.00
TCH	TK-Hold PLC	1.00	8 539 384	7.0000	59 775 688.00
TOPL	Toplivo AD-Sofia	1.00	5 416 829	5.6000	30 334 242.40
T57	Trace Group Hold AD-Sofia	1.00	24 200 000	4.5600	110 352 000.00
VAM	Velgraf Asset Management AD-Sofia	1.00	68 979 758	4.7200	325 584 457.76
WMG	Web Media Group AD-Sofia	1.00	7 840 000	1.6000	12 544 000.00
ZHBG	Zarneni Hrani Bulgaria AD-Sofia	1.00	195 660 287	0.1370	26 805 459.32
HLEV	Zlaten Lev Holding AD	1.00	6 481 960	3.6000	23 335 056.00

Special Purpose Vehicles Segment

Issue	Issuer	Nominal (BGN)	Amount (Shares)	Closing price (BGN)	Capitalisation (BGN)
AKTV	Aktiv Properties REIT	9.00	2 192 011	5.7000	12 494 462.70
ALT	Alteron REIT	1.00	1 504 998	25.2000	37 925 949.60
ATER	Advance Terrafund REIT-Sofia	1.00	85 110 091	3.2100	273 203 392.11
BPF	Bravo Property Fund REIT	1.00	36 700 000	1.0600	38 902 000.00
BREF	Bulgarian Real Estate Fund REIT-Sofia	1.00	34 641 925	2.6400	91 454 682.00
BRF	Bulgarian Receivables Fund SPE	1.00	1 500 000	1.7800	2 670 000.00
BSP	Balkan and Sea Properties REIT	1.00	6 925 156	23.0000	159 278 588.00
CAPM	Capital Management SPV-Sofia	1.00	1 758 296	80.0000	140 663 680.00
EXPR	Exclusive Property REIT-Sofia	1.00	9 452 340	2.0000	18 904 680.00
FAM	Finance Assistance Management SPV	1.00	650 000	4.2600	2 769 000.00
FPP	FairPlay Properties REIT-Sofia	1.00	78 545 400	0.8650	67 941 771.00
LAND	Bulland Investments REIT-Sofia	1.00	15 008 125	0.9300	13 957 556.25
PREM	Premier Fund REIT	1.00	1 799 999	13.6000	24 479 986.40
RPF	Roi Property Fund REIT	1.00	6 162 500	8.5500	52 689 375.00
SBPF	Super Borovetz Property Fund REIT	1.00	23 379 995	3.1000	72 477 984.50
SFB	Sopharma Buildings REIT	1.00	3 899 940	13.0000	50 699 220.00
SFI	Sopharma Properties REIT-Sofia	1.00	21 951 320	9.4000	206 342 408.00



Trade by Issues

July
2024

EuroBridge Market Segment

Issue	Issuer	Trades	Volume (lots)	Turnover (BGN)	Trading currency	Weighted & Corrected Values			Closing price	As from
						Average price	Min. price	Max. price		
SLYG	Shelly Group AD	195	11 481	845 730.02	EUR	37.6634	35.0051	38.4606	37.7000	31.07.2024

Premium Equities Segment

Issue	Issuer	Trades	Volume (lots)	Turnover (BGN)	Trading currency	Weighted & Corrected Values			Closing price	As from
						Average price	Min. price	Max. price		
AGH	Agria Group Holding AD	111	11 040	226 990.00	BGN	20.5607	20.0765	21.1000	20.8000	31.07.2024
BSE	Bulgarian Stock Exchange AD	204	32 212	243 720.35	BGN	7.5661	7.4559	7.7936	7.5500	31.07.2024
CCB	CB Central Cooperative Bank AD	83	136 313	221 375.35	BGN	1.6240	1.5700	1.6446	1.6400	30.07.2024
CHIM	Chimimport AD	294	605 626	446 356.38	BGN	0.7370	0.6900	0.7640	0.7650	31.07.2024
FIB	CB First Investment Bank AD-Sofia	199	110 259	514 418.70	BGN	4.6655	4.4064	4.8971	4.9200	31.07.2024
KBG	Korado Bulgaria AD	28	3 372	15 809.81	BGN	4.6834	4.4088	4.9003	4.9200	30.07.2024
MONB	Monbat AD	171	74 552	221 496.10	BGN	2.9710	2.8400	3.0800	3.0000	31.07.2024
SFA	Sopharma AD	200	47 721	280 209.20	BGN	5.8480	5.7989	5.9200	5.8800	31.07.2024
SGH	Sirma Group Holding AD	326	467 981	523 681.58	BGN	1.1066	1.0254	1.1600	1.1300	31.07.2024

Standard Equities Segment

Issue	Issuer	Trades	Volume (lots)	Turnover (BGN)	Trading currency	Weighted & Corrected Values			Closing price	As from
						Average price	Min. price	Max. price		
11C	Eleven Capital AD-Sofia	271	39 509	715 907.00	BGN	17.8199	17.2349	18.3711	17.9000	31.07.2024
ALB	Albena AD	25	696	18 192.20	BGN	26.1317	25.0333	26.6889	26.2000	30.07.2024
ALCM	Alcomet AD-Shumen	29	2 526	17 095.45	BGN	6.7678	6.6000	7.0000	6.8500	31.07.2024
ASKR	Asenova Krepost AD	12	13 052	200 990.00	BGN	15.3992	15.0000	15.4000	15.0000	30.07.2024
BBRD	Billboard AD-Sofia	9	14 683	6 566.90	BGN	0.4473	0.4160	0.4560	0.4500	24.07.2024
BMTL	Bulmetal AD	2	875	7 375.00	BGN	8.4286	8.4000	8.6000	8.6000	16.07.2024
BNR	Bianor Holding AD	176	50 038	306 101.00	BGN	6.1174	5.7909	6.3500	6.1000	31.07.2024
BRP	Bulgarian River Shipping AD-Ruse	3	760	480.84	BGN	0.6327	0.5050	0.6436	0.5050	30.07.2024
CHSB	Himsnab Bulgaria AD-Sofia	7	1 606	101 181.00	BGN	63.0019	63.0000	63.5000	63.0000	30.07.2024
DUH	Doverie United Holding PLC	183	37 444	322 354.20	BGN	8.6090	8.5160	8.7969	8.5400	31.07.2024
EAC	Elana Agrocredit AD	50	97 180	105 070.93	BGN	1.0812	1.0739	1.0900	1.0900	31.07.2024
ELHM	Elhim Iskra AD-Pazardzhik	18	13 600	10 423.95	BGN	0.7665	0.7161	0.9300	0.8000	31.07.2024
EMKA	EMKA AD-Sevlievo	66	23 763	46 965.49	BGN	1.9764	1.9126	2.0600	2.0600	31.07.2024
ETR	Etropal AD-Etropole	5	13 100	57 622.00	BGN	4.3986	4.2000	4.3998	4.2000	23.07.2024
EUBG	Eurohold Bulgaria AD	232	1 466 769	2 212 256.65	BGN	1.5082	1.4455	1.5522	1.4900	31.07.2024
FORM	Formoplast AD-Kardzhali	3	9 000	57 600.00	BGN	6.4000	6.4000	6.4000	6.4000	10.07.2024
FZLS	Fazerles AD-Silistra	8	203	3 281.80	BGN	16.1665	16.1000	16.2000	16.1000	24.07.2024
GAMZ	Severcoop Gamza Holding AD-Sofia	4	175	705.00	BGN	4.0286	4.0000	4.2000	4.2000	30.07.2024
GR6	Gradus AD-Stara Zagora	18	9 043	12 660.07	BGN	1.4000	1.3800	1.4500	1.3800	30.07.2024
GTH	Galata Investment Company AD	4	80 000	204 800.00	BGN	2.5600	2.5600	2.5600	2.5600	23.07.2024
HCEN	Holding Center AD	1	10	398.00	BGN	39.8000	39.8000	39.8000	39.8000	29.07.2024
HES	Hydraulic Elements and Systems /HES/ AD-Yambol	30	4 076	22 338.05	BGN	5.4804	5.3643	5.6000	5.6000	31.07.2024
HIKA	Industrial Capital Holding AD-Sofia	11	1 533	4 272.18	BGN	2.7085	2.6747	2.7400	2.7400	29.07.2024
HLEV	Zlaten Lev Holding AD	3	75	265.00	BGN	3.5333	3.4000	3.6000	3.6000	30.07.2024
HNVK	Holding Nov Vek AD	2	27	571.00	BGN	21.1481	21.0000	21.2000	21.2000	31.07.2024
HRZ	Rodna Zemlya Holding AD	8	90 000	273 600.00	BGN	3.0400	3.0400	3.0400	3.0400	23.07.2024
HSI	Sila Holding AD	14	77 220	233 204.40	BGN	3.0200	3.0200	3.0200	3.0200	29.07.2024

Trade by Issues

July
2024

Issue	Issuer	Trades	Volume (lots)	Turnover (BGN)	Trading currency	Weighted & Corrected Values			Closing price	As from
						Average price	Min. price	Max. price		
H Sof	Holding Sveta Sofia AD-Sofia	5	475	1 690.12	BGN	3.5581	3.4800	3.8512	3.4800	23.07.2024
HVAR	Holding Varna AD	19	723	32 686.60	BGN	45.2097	45.2000	45.4000	45.4000	15.07.2024
IBG	Investor.BG AD-Sofia	12	20 000	428 000.00	BGN	21.4000	21.4000	21.4000	21.4000	24.07.2024
IDH	Industry Development Holding AD	2	135	360.60	BGN	2.6711	2.5600	2.6800	2.6800	30.07.2024
IHB	Industrial Holding Bulgaria PLC-Sofia	13	2 937	5 024.70	BGN	1.7108	1.7000	1.7636	1.7000	29.07.2024
LAV	Lavena AD	5	479	910.46	BGN	1.9008	1.9000	1.9200	1.9200	17.07.2024
MSH	M+S Hydraulic AD-Kazanlak	76	9 477	93 797.60	BGN	9.8974	9.7654	10.7000	10.2000	31.07.2024
NEOH	Neochim AD	47	2 289	44 116.50	BGN	19.2733	18.2000	20.5041	20.6000	30.07.2024
NGAZ	Oil and Gas Exploration and Production AD-Sofia	4	38 650	204 855.00	BGN	5.3003	5.3000	5.4000	5.4000	30.07.2024
NLC	Neo London Capital PLC	2	4	832.00	BGN	208.0000	206.0000	210.0000	210.0000	30.07.2024
ODES	Odessos Shiprepair Yard AD-Varna	6	66	21 040.00	BGN	318.7879	310.1333	326.0000	310.0000	30.07.2024
PET	Petrol AD	34	20 924	18 192.27	BGN	0.8694	0.7260	0.9500	0.8700	24.07.2024
SCOM	Sofia Commerce-Pawn Brokerage AD	30	7 581	30 047.86	BGN	3.9421	3.8408	4.0520	4.0600	30.07.2024
SFT	Sopharma Trading AD-Sofia	43	7 665	44 233.10	BGN	5.7708	5.7500	5.9093	5.7000	31.07.2024
SKEH	SS Konstantine and Elena Holding AD	1	25	575.00	BGN	23.0000	23.0000	23.0000	23.0000	26.07.2024
SNRG	Synergon Holding AD-Sofia	34	17 828	18 376.42	BGN	1.0308	0.9680	1.1200	1.0300	31.07.2024
SO	Smart Organic AD	177	14 367	323 388.60	BGN	22.5091	21.5800	23.8000	22.4000	31.07.2024
SPDY	Speedy AD-Sofia	19	406	75 116.00	BGN	179.9489	179.0470	188.0000	188.0000	31.07.2024
SPH	Stara Planina Hold AD-Sofia	22	2 625	26 066.50	BGN	9.9301	9.8500	10.2000	10.2000	31.07.2024
SYN	Synthetica AD	3	10 800	648 000.00	BGN	60.0000	60.0000	60.0000	60.0000	02.07.2024
T57	Trace Group Hold AD-Sofia	20	7 487	35 557.00	BGN	4.5866	4.4650	4.7044	4.5600	31.07.2024
TBS	Teelink Business Services Group AD	18	2 023	17 160.10	BGN	8.4825	8.3610	8.5504	8.5000	30.07.2024
TCH	TK-Hold PLC	8	376	2 594.80	BGN	6.9011	6.5000	7.3000	7.0000	17.07.2024
THQM	Tchaikapharma High Quality Medicines AD	7	495	8 533.50	BGN	16.6729	15.8323	17.3000	17.3000	31.07.2024
TIB	Telematic Interactive Bulgaria AD-Sofia	145	37 545	586 233.40	BGN	15.6142	14.5066	16.5000	16.5000	31.07.2024
TOPL	Toplivo AD-Sofia	1	190	1 064.00	BGN	5.6000	5.6000	5.6000	5.6000	31.07.2024
TXIM	CB Texim Bank AD	1	100	360.00	BGN	3.6000	3.6000	3.6000	3.6000	22.07.2024
VAM	Velgraf Asset Management AD-Sofia	18	93 200	439 904.00	BGN	4.7200	4.7200	4.7200	4.7200	29.07.2024
WMG	Web Media Group AD-Sofia	1	50	80.00	BGN	1.6000	1.6000	1.6000	1.6000	17.07.2024
ZHBG	Zarneni Hrani Bulgaria AD-Sofia	25	53 335	6 840.80	BGN	0.1283	0.1202	0.1338	0.1370	30.07.2024

Special Purpose Vehicles Segment

Issue	Issuer	Trades	Volume (lots)	Turnover (BGN)	Trading currency	Weighted & Corrected Values			Closing price	As from
						Average price	Min. price	Max. price		
AKTV	Aktiv Properties REIT	2	500	2 940.00	BGN	5.8800	5.7000	5.9000	5.7000	08.07.2024
ALT	Alteron REIT	1	20	504.00	BGN	25.2000	25.2000	25.2000	25.2000	08.07.2024
ATER	Advance Terrafund REIT-Sofia	282	146 492	467 966.87	BGN	3.1945	3.1459	3.2434	3.2100	31.07.2024
BPF	Bravo Property Fund REIT	22	39 319	42 113.14	BGN	1.0710	1.0600	1.1000	1.0600	31.07.2024
BREF	Bulgarian Real Estate Fund REIT-Sofia	170	258 516	670 914.30	BGN	2.5953	2.5011	2.6400	2.6400	31.07.2024
BRF	Bulgarian Receivables Fund SPE	2	1 900	3 494.00	BGN	1.7126	1.7000	1.7800	1.7800	30.07.2024
BSP	Balkan and Sea Properties REIT	17	38 520	885 960.00	BGN	23.0000	23.0000	23.0000	23.0000	30.07.2024
CAPM	Capital Management SPV-Sofia	9	2 550	204 000.00	BGN	80.0000	80.0000	80.0000	80.0000	24.07.2024
EXPR	Exclusive Property REIT-Sofia	1	150	300.00	BGN	2.0000	2.0000	2.0000	2.0000	22.07.2024
FAM	Finance Assistance Management SPV	1	100	426.00	BGN	4.2600	4.2600	4.2600	4.2600	24.07.2024
FPP	FairPlay Properties REIT-Sofia	9	38 786	34 870.21	BGN	0.8990	0.8500	0.9200	0.8650	24.07.2024
LAND	Bulland Investments REIT-Sofia	5	5 630	5 192.40	BGN	0.9223	0.9200	0.9300	0.9300	26.07.2024
PREM	Premier Fund REIT	1	30	408.00	BGN	13.6000	13.6000	13.6000	13.6000	08.07.2024
RPF	Roi Property Fund REIT	2	100	855.00	BGN	8.5500	8.5500	8.5500	8.5500	31.07.2024
SBPF	Super Borovetz Property Fund REIT	1	100	310.00	BGN	3.1000	3.1000	3.1000	3.1000	22.07.2024
SFB	Sopharma Buildings REIT	14	1 650	22 097.00	BGN	13.3921	12.5762	14.0000	13.0000	31.07.2024
SFI	Sopharma Properties REIT-Sofia	6	145	1 368.75	BGN	9.4397	9.4000	9.4500	9.4000	30.07.2024

Trade by Issues

July
2024

Bonds Segment

Issue	Issuer	Trades	Volume (lots)	Turnover (BGN)	Trading currency	Clean Prices (% of nominal)				As from
						Average price	Min. price	Max. price	Closing price	
OZ4A	Zenith Investment Holding AD	4	2 068	1 244 104.10	EUR	100.5000	100.5000	100.5000	100.5000	08.07.2024
4CFB	CB Central Cooperative Bank AD	2	200	404 043.90	EUR	101.0000	101.0000	101.0000	101.0000	26.07.2024
5CPA	CB Texim Bank AD	14	8 000	8 081 478.14	BGN	100.0000	100.0000	100.0000	100.0000	10.07.2024
8AVA	Asterion Bulgaria AD	1	1	827.32	EUR	100.0000	100.0000	100.0000	100.0000	25.07.2024
ASKB	Asenova Krepost AD	1	456	459 648.00	BGN	100.8000	100.8000	100.8000	100.8000	26.07.2024
BAMB	CB Bulgarian American Credit Bank AD	1	1	97 334.96	EUR	99.0000	99.0000	99.0000	99.0000	30.07.2024
BAMC	CB Bulgarian American Credit Bank AD	6	46	9 062 816.40	EUR	100.0100	100.0000	100.1000	100.0000	22.07.2024
BINB	Bulfinance Investment AD	2	3 300	6 571 852.68	EUR	100.1000	100.1000	100.1000	100.1000	18.07.2024
CPDB	Campus Property Development EAD	2	4 200	4 299 919.08	BGN	100.1000	100.1000	100.1000	100.1000	11.07.2024
DUHB	Doverie United Holding PLC	3	59	61 270.32	BGN	101.9700	101.0000	101.9990	101.9990	25.07.2024
ECHB	Elea Capital Holding AD	5	1 389	2 739 397.11	EUR	100.2000	100.1500	100.2000	100.2000	26.07.2024
FASB	Financial Assets AD	2	7 500	7 552 006.89	BGN	100.1000	100.1000	100.1000	100.1000	10.07.2024
FPMB	Finance Plus Management Holding AD	2	16	31 384.27	EUR	100.0100	100.0063	100.0063	100.0000	02.07.2024
FSGA	Finance Security Group AD	2	4 000	7 965 816.45	EUR	100.1000	100.1000	100.1000	100.1000	31.07.2024
HEKB	Ekip-98 Holding AD	1	100	101 368.85	BGN	100.5000	100.5000	100.5000	100.5000	08.07.2024
HLEA	Zlaten Lev Holding AD	1	1 000	1 008 146.99	BGN	100.1000	100.1000	100.1000	100.1000	30.07.2024
ITFA	ITF Group AD	2	15	7 624.25	BGN	100.0100	100.0100	100.0100	100.0100	24.07.2024
KAMB	Kambana Invest EAD	3	4 060	8 056 910.02	EUR	100.1000	100.1000	100.1000	100.1000	29.07.2024
NICB	New Industrial Company AD	2	4 800	4 905 298.89	BGN	100.1000	100.1000	100.1000	100.1000	25.07.2024
OPBB	Opportunity Bulgaria Investment AD	1	2	2 025.14	BGN	100.0000	100.0000	100.0000	100.0000	03.07.2024
S28H	Starcom Holding AD	3	381	374 395.72	BGN	100.0000	100.0000	100.0000	100.0000	05.07.2024
TBIB	CB TBI Bank EAD	4	21	4 147 988.42	EUR	100.0000	100.0000	100.0000	100.0000	17.07.2024
TIZB	Tiz Invest AD	5	430	870 899.79	EUR	100.3300	100.1000	100.5000	100.1000	31.07.2024
VAMB	Velgraf Asset Management AD-Sofia	1	57	99 695.82	EUR	100.1000	100.1000	100.1000	100.1000	08.07.2024
ZENB	Zenith Properties REIT	2	506	1 007 856.76	EUR	100.2000	100.2000	100.2000	100.2000	09.07.2024
ZNHB	Zenith Investment Holding AD	1	1 000	1 985 407.21	EUR	100.2000	100.2000	100.2000	100.2000	31.07.2024

Exchange Traded Products Segment

Issue	Issuer	Trades	Volume (lots)	Turnover (BGN)	Trading currency	Weighted Values			Closing price	As from
						Average price	Min. price	Max. price		
ALFW	Alpha Bulgaria AD	1	1 000	530.00	BGN	0.5300	0.5300	0.5300	0.5300	24.07.2024
BGX	Expat Bulgaria SOFIX UCITS ETF	19	15 158	18 426.96	BGN	1.2157	1.1920	1.2400	1.2200	29.07.2024
BGXS	Expat Bulgaria Short SOFIX	6	30 190	15 203.04	BGN	0.5036	0.5035	0.5160	0.5160	31.07.2024
CCR7	Concord Fund-7 South-East Europe	20	91 320	1 305 876.00	BGN	14.3000	14.3000	14.3000	14.3000	30.07.2024
CZX	Expat Czech PX UCITS ETF	1	500	1 298.68	EUR	1.3280	1.3280	1.3280	1.3280	03.07.2024
DYN	NIF Dynamic	2	15 430	180 531.00	BGN	11.7000	11.7000	11.7000	11.7000	26.07.2024
ECDC	Expat Croatia CROBEX UCITS ETF	2	1 620	3 001.78	EUR	0.9474	0.9340	0.9690	0.9690	26.07.2024
ESNB	Expat Serbia BELEX15 UCITS ETF	1	1 000	1 815.02	EUR	0.9280	0.9280	0.9280	0.9280	03.07.2024
FPPV	FairPlay Properties REIT-Sofia	1	6 000	474.00	BGN	0.0790	0.0790	0.0790	0.0790	18.07.2024
GLDX	Expat Gold	10	3 274	8 395.88	EUR	1.3111	1.2960	1.3410	1.2990	29.07.2024
GRX	Expat Greece ASE UCITS ETF	2	665	1 515.19	EUR	1.1650	1.1600	1.1800	1.1800	11.07.2024
HUBE	Expat Hungary BUX UCITS ETF	2	1 120	1 868.14	EUR	0.8528	0.8480	0.8930	0.8930	31.07.2024
MKK1	Expat Macedonia MBI10 UCITS ETF	1	1 000	4 021.20	EUR	2.0560	2.0560	2.0560	2.0560	03.07.2024
PLX	Expat Poland WIG20 UCITS ETF	2	767	1 066.14	EUR	0.7107	0.7020	0.7270	0.7270	11.07.2024
SFAW	Sopharma AD	2	2 247	4 086.95	BGN	1.8188	1.7100	1.8500	1.7100	15.07.2024
SK9A	Expat Slovakia SAX UCITS ETF	1	1 000	1 056.15	EUR	0.5400	0.5400	0.5400	0.5400	03.07.2024
SLQX	Expat Slovenia SBI TOP UCITS ETF	1	1 000	3 223.22	EUR	1.6480	1.6480	1.6480	1.6480	03.07.2024

Compensatory Instruments Segment

Issue	Issuer	Trades	Volume (lots)	Turnover (BGN)	Trading currency	Weighted Values			Closing price	As from
						Average price	Min. price	Max. price		
BLKB	Housing compensation notes under the CONP Act	16	189 000	66 008.00	BGN	0.3492	0.3300	0.3741	0.3700	30.07.2024
BLKC	Registered compensation vouchers under the OUFL Act and RLFLFF Act	51	415 548	330 776.73	BGN	0.7960	0.7701	0.8477	0.7700	31.07.2024
BLKD	Compensation notes under the CONP Act	13	99 500	34 364.88	BGN	0.3454	0.3403	0.3600	0.3600	30.07.2024

Subscription Rights Segment (No trades in the reported period)

Government Securities Segment (No trades in the reported period)

IPO Segment (No trades in the reported period)

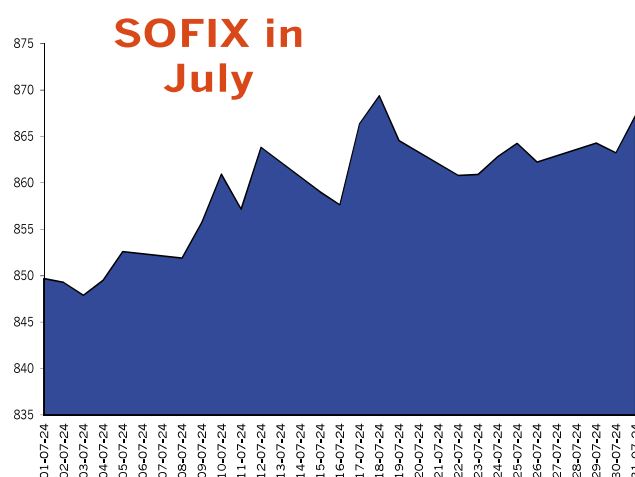
Privatisation Segment (No trades in the reported period)

Total trading statistics on a regulated market with indices components

Index	Volume Traded		Value Traded		Trades	
	Total volume (lots)	% of total volume	Total turnover (BGN)	% of total turnover	All trades #	% of all trades
SOFIX	3 457 125	77.85%	8 480 975.52	59.02%	2 940	65.79%
BGBX 40	4 044 743	91.08%	12 208 760.54	84.97%	4 218	94.38%
BG REIT	445 386	10.03%	2 048 519.17	14.26%	487	10.90%
BG TR30	3 834 568	86.35%	12 060 319.19	83.93%	3 379	75.61%

Market capitalisation of indices components

Index	Total (BGN)	% of total capitalization
SOFIX	5 505 463 336.22	44.17%
BGBX 40	8 318 059 662.71	66.73%
BG REIT	755 817 277.61	6.06%
BG TR30	7 868 371 635.00	63.12%

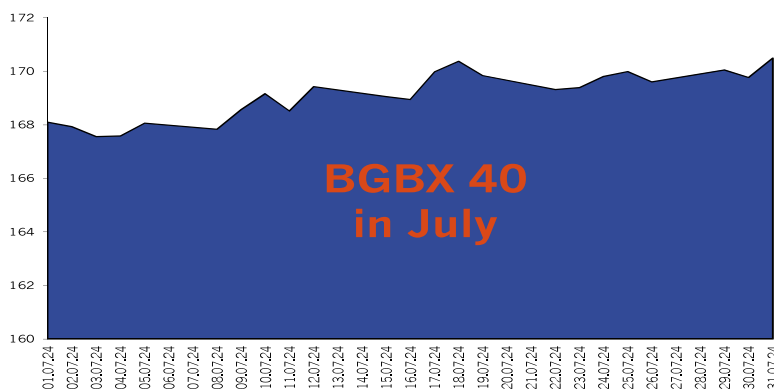


SOFIX Components

Issuer	Min. price	Max. price	Price currency	Volume (lots)	Trades	Turnover (BGN)
Agria Group Holding AD	20.0000	21.4000	BGN	11 040	111	226 990.00
Advance Terrafund REIT-Sofia	3.1100	3.2900	BGN	146 492	282	467 966.87
Bulgarian Stock Exchange AD	7.4500	8.2500	BGN	32 212	204	243 720.35
Doverie United Holding PLC	8.4600	8.8000	BGN	37 444	183	322 354.20
Eurohold Bulgaria AD	1.4100	1.5800	BGN	1 466 769	232	2 212 256.65
Elana Agrocredit AD	1.0700	1.1000	BGN	97 180	50	105 070.93
M+S Hydraulic AD-Kazanlak	9.7000	10.7000	BGN	9 477	76	93 797.60
Sirma Group Holding AD	1.0200	1.1700	BGN	467 981	326	523 681.58
Sopharma AD	5.7400	6.1000	BGN	47 721	200	280 209.20
CB First Investment Bank AD-Sofia	4.3800	4.9800	BGN	110 259	199	514 418.70
CB Central Cooperative Bank AD	1.5700	1.6500	BGN	136 313	83	221 375.35
Bulgarian Real Estate Fund REIT-Sofia	2.5000	2.6600	BGN	258 516	170	670 914.30
Chimimport AD	0.6900	0.7850	BGN	605 626	294	446 356.38
Holding Varna AD	45.2000	45.4000	BGN	723	19	32 686.60
Shelly Group AD	35.0051	38.4606	EUR	29 372	511	2 119 176.82

BGBX 40 Components

Issuer	Min. price	Max. price	Price currency	Volume (lots)	Trades	Turnover (BGN)
Agria Group Holding AD	20.0000	21.4000	BGN	11 040	111	226 990.00
Advance Terrafund REIT-Sofia	3.1100	3.2900	BGN	146 492	282	467 966.87
Albena AD	25.0000	26.8000	BGN	696	25	18 192.20
Alcomet AD-Shumen	6.6000	7.0000	BGN	2 526	29	17 095.45
Bianor Holding AD	5.7500	6.3500	BGN	50 038	176	306 101.00
Billboard AD-Sofia	0.4160	0.4560	BGN	14 683	9	6 566.90
Balkan and Sea Properties REIT	23.0000	23.0000	BGN	38 520	17	885 960.00
Bulgarian Stock Exchange AD	7.4500	8.2500	BGN	32 212	204	243 720.35
Velgraf Asset Management AD-Sofia	4.7200	4.7200	BGN	93 200	18	439 904.00
Gradus AD-Stara Zagora	1.3800	1.4700	BGN	9 043	18	12 660.07
Doverie United Holding PLC	8.4600	8.8000	BGN	37 444	183	322 354.20
Eurohold Bulgaria AD	1.4100	1.5800	BGN	1 466 769	232	2 212 256.65
Elana Agrocredit AD	1.0700	1.1000	BGN	97 180	50	105 070.93
EMKA AD-Sevlievo	1.9000	2.0600	BGN	23 763	66	46 965.49
Zlaten Lev Holding AD	3.4000	3.6000	BGN	75	3	265.00
Zarneni Hrani Bulgaria AD-Sofia	0.1200	0.1370	BGN	53 335	25	6 840.80
Eleven Capital AD-Sofia	17.5000	19.3000	BGN	39 509	271	715 907.00
Galata Investment Company AD	2.5600	2.5600	BGN	80 000	4	204 800.00
Korado Bulgaria AD	4.4000	5.0500	BGN	3 372	28	15 809.81
Monbat AD	2.8400	3.0800	BGN	74 552	171	221 496.10
M+S Hydraulic AD-Kazanlak	9.7000	10.7000	BGN	9 477	76	93 797.60
Neochim AD	18.1000	21.0000	BGN	2 289	47	44 116.50
Petrol AD	0.7100	0.9800	BGN	20 924	34	18 192.27
Synergon Holding AD-Sofia	0.9650	1.1200	BGN	17 828	34	18 376.42
Sirma Group Holding AD	1.0200	1.1700	BGN	467 981	326	523 681.58
Sopharma AD	5.7400	6.1000	BGN	47 721	200	280 209.20
Sopharma Buildings REIT	12.5000	14.0000	BGN	1 650	14	22 097.00
Sopharma Trading AD-Sofia	5.7000	5.9500	BGN	7 665	43	44 233.10
Sofia Commerce-Pawn Brokerage AD	3.9200	4.0600	BGN	7 581	30	30 047.86
Stara Planina Hold AD-Sofia	9.8500	10.2000	BGN	2 625	22	26 066.50
CB First Investment Bank AD-Sofia	4.3800	4.9800	BGN	110 259	199	514 418.70
CB Texim Bank AD	3.6000	3.6000	BGN	100	1	360.00
CB Central Cooperative Bank AD	1.5700	1.6500	BGN	136 313	83	221 375.35
Telelink Business Services Group AD	8.3500	8.6000	BGN	2 023	18	17 160.10
Telematic Interactive Bulgaria AD-Sofia	13.2000	16.5000	BGN	37 545	145	586 233.40
Bulgarian Real Estate Fund REIT-Sofia	2.5000	2.6600	BGN	258 516	170	670 914.30
Hydraulic Elements and Systems /HES/ AD-Yambol	5.3500	5.6000	BGN	4 076	30	22 338.05
Chimimport AD	0.6900	0.7850	BGN	605 626	294	446 356.38
Holding Varna AD	45.2000	45.4000	BGN	723	19	32 686.60
Shelly Group AD	35.0051	38.4606	EUR	29 372	511	2 119 176.82

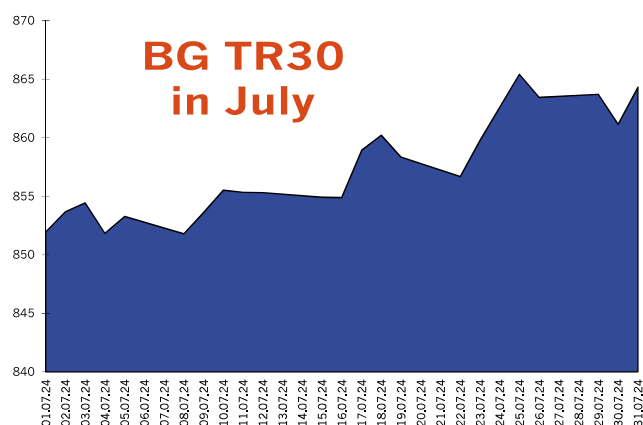
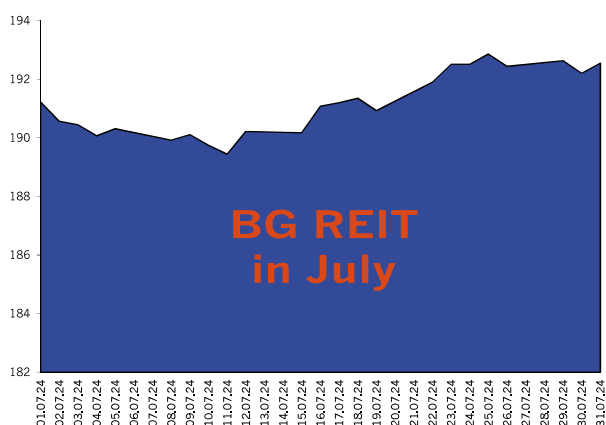


BG REIT Components

Issuer	Min. price	Max. price	Price currency	Volume (lots)	Trades	Turnover (BGN)
Advance Terrafund REIT-Sofia	3.1100	3.2900	BGN	146 492	282	467 966.87
Balkan and Sea Properties REIT	23.0000	23.0000	BGN	38 520	17	885 960.00
Roi Property Fund REIT	8.5500	8.5500	BGN	100	2	855.00
Sopharma Buildings REIT	12.5000	14.0000	BGN	1 650	14	22 097.00
Super Borovetz Property Fund REIT	3.1000	3.1000	BGN	100	1	310.00
Bulgarian Real Estate Fund REIT-Sofia	2.5000	2.6600	BGN	258 516	170	670 914.30
CCB Real Estate Fund REIT-Sofia	52.0000	52.0000	BGN	8	1	416.00

BG TR30 Components

Issuer	Min. price	Max. price	Price currency	Volume (lots)	Trades	Turnover (BGN)
Agria Group Holding AD	20.0000	21.4000	BGN	11 040	111	226 990.00
Advance Terrafund REIT-Sofia	3.1100	3.2900	BGN	146 492	282	467 966.87
Balkan and Sea Properties REIT	23.0000	23.0000	BGN	38 520	17	885 960.00
Bulgarian Stock Exchange AD	7.4500	8.2500	BGN	32 212	204	243 720.35
Velgraf Asset Management AD-Sofia	4.7200	4.7200	BGN	93 200	18	439 904.00
Gradus AD-Stara Zagora	1.3800	1.4700	BGN	9 043	18	12 660.07
Doverie United Holding PLC	8.4600	8.8000	BGN	37 444	183	322 354.20
Eurohold Bulgaria AD	1.4100	1.5800	BGN	1 466 769	232	2 212 256.65
Elana Agrocredit AD	1.0700	1.1000	BGN	97 180	50	105 070.93
Zlaten Lev Holding AD	3.4000	3.6000	BGN	75	3	265.00
Eleven Capital AD-Sofia	17.5000	19.3000	BGN	39 509	271	715 907.00
Galata Investment Company AD	2.5600	2.5600	BGN	80 000	4	204 800.00
Capital Management SPV-Sofia	80.0000	80.0000	BGN	2 550	9	204 000.00
M+S Hydraulic AD-Kazanlak	9.7000	10.7000	BGN	9 477	76	93 797.60
Rodna Zemya Holding AD	3.0400	3.0400	BGN	90 000	8	273 600.00
Synthetica AD	60.0000	60.0000	BGN	10 800	3	648 000.00
Sirma Group Holding AD	1.0200	1.1700	BGN	467 981	326	523 681.58
Sopharma AD	5.7400	6.1000	BGN	47 721	200	280 209.20
Sopharma Buildings REIT	12.5000	14.0000	BGN	1 650	14	22 097.00
Sopharma Trading AD-Sofia	5.7000	5.9500	BGN	7 665	43	44 233.10
Stara Planina Hold AD-Sofia	9.8500	10.2000	BGN	2 625	22	26 066.50
Super Borovetz Property Fund REIT	3.1000	3.1000	BGN	100	1	310.00
CB First Investment Bank AD-Sofia	4.3800	4.9800	BGN	110 259	199	514 418.70
CB Texim Bank AD	3.6000	3.6000	BGN	100	1	360.00
CB Central Cooperative Bank AD	1.5700	1.6500	BGN	136 313	83	221 375.35
Bulgarian Real Estate Fund REIT-Sofia	2.5000	2.6600	BGN	258 516	170	670 914.30
Chimimport AD	0.6900	0.7850	BGN	605 626	294	446 356.38
Himsnab Bulgaria AD-Sofia	63.0000	63.5000	BGN	1 606	7	101 181.00
Holding Varna AD	45.2000	45.4000	BGN	723	19	32 686.60
Shelly Group AD	35.0051	38.4606	EUR	29 372	511	2 119 176.82



Financial Ratios

July
2024

EuroBridge Market Segment* (based on non-consolidated reports**)

Issue	Issuer	P / E	P / S	P / B	P / EBIT	ROA	EBIT / Total Asts.	ROE	EBIT / Equity	Current Ratio	Debt / Equity	Assets Turnover
SLYG	Shelly Group AD	295.00	154.53	48.77	291.36	0.14	0.14	0.15	0.15	4.49	0.09	0.26

EuroBridge Market Segment* (based on consolidated reports**)

Issue	Issuer	P / E	P / S	P / B	P / EBIT	ROA	EBIT / Total Asts.	ROE	EBIT / Equity	Current Ratio	Debt / Equity	Assets Turnover
SLYG	Shelly Group AD	36.13	8.21	11.22	31.19	0.32	0.36	0.37	0.41	8.64	0.11	1.40

Premium Equities Segment* (based on non-consolidated reports**)

Issue	Issuer	P / E	P / S	P / B	P / EBIT	ROA	EBIT / Total Asts.	ROE	EBIT / Equity	Current Ratio	Debt / Equity	Assets Turnover
AGH	Agria Group Holding AD	7.90	5.22	1.23	6.07	0.09	0.11	0.17	0.22	0.12	0.47	0.13
BSE	Bulgarian Stock Exchange AD	12.22	5.59	2.89	11.33	0.20	0.20	0.25	0.25	2.90	0.21	0.43
CCB	CB Central Cooperative Bank AD	2.16	0.77	0.26		0.01		0.13			0.91	
FIB	CB First Investment Bank AD-Sofia	7.10	1.38	0.48		0.01		0.07			0.90	
CHIM	Chimimport AD	9.55	2.94	0.16	6.01	0.01	0.02	0.02	0.03	1.91	0.15	0.05
KBG	Korado Bulgaria AD	15.56	1.68	2.67	10.95	0.13	0.15	0.17	0.19	2.66	0.23	1.19
MONB	Monbat AD	22.85	0.37	0.70	4.55	0.01	0.05	0.03	0.12	1.26	0.54	0.86
SGH	Sirma Group Holding AD	65.89	9.48	0.92	39.64	0.01	0.01	0.01	0.01	2.05	0.20	0.08
SFA	Sopharma AD	26.42	3.19	1.58	14.66	0.04	0.05	0.06	0.07	2.80	0.21	0.34

Premium Equities Segment* (based on consolidated reports**)

Issue	Issuer	P / E	P / S	P / B	P / EBIT	ROA	EBIT / Total Asts.	ROE	EBIT / Equity	Current Ratio	Debt / Equity	Assets Turnover
AGH	Agria Group Holding AD	6.43	0.19	0.47	2.24	0.03	0.06	0.07	0.13	1.04	0.58	1.11
BSE	Bulgarian Stock Exchange AD	3.57	1.74	1.36	3.04	0.04	0.04	0.46	0.51	1.06	0.89	0.08
CCB	CB Central Cooperative Bank AD	2.23	0.74	0.27		0.01		0.13			0.91	
FIB	CB First Investment Bank AD-Sofia	4.99	1.25	0.45		0.01		0.09			0.89	
CHIM	Chimimport AD	2.28	0.01	0.11	0.71	0.01	0.01	0.05	0.09	1.27	0.86	1.23
MONB	Monbat AD	91.61	0.31	0.55	2.51	0.00	0.05	0.01	0.10	1.21	0.55	0.75
SGH	Sirma Group Holding AD		0.77	0.89	24.00					2.95	0.15	0.84
SFA	Sopharma AD	9.79	0.47	1.32	5.18	0.06	0.08	0.13	0.16	1.36	0.50	1.34

Standard Equities Segment* (based on non-consolidated reports**)

Issue	Issuer	P / E	P / S	P / B	P / EBIT	ROA	EBIT / Total Asts.	ROE	EBIT / Equity	Current Ratio	Debt / Equity	Assets Turnover
ALB	Albena AD	24.06	1.21	0.24	4.94	0.01	0.01	0.01	0.02	0.52	0.21	0.15
ALCM	Alcomet AD-Shumen		0.27	0.43	7.55					1.30	0.42	0.95
ASKR	Asenova Krepost AD	354.07	3.33	1.64	29.60	0.00	0.02	0.00	0.03	7.88	0.41	0.29
BNR	Bianor Holding AD		115.15	2.06						1.72	0.27	0.01
BBRD	Billboard AD-Sofia	4.71	0.57	0.56	2.26	0.07	0.09	0.13	0.16	0.90	0.43	0.57
BRP	Bulgarian River Shipping AD-Ruse	23.82	0.92	0.23	8.15	0.01	0.01	0.01	0.01	1.99	0.07	0.23
BMTL	Bulmetal AD			0.99	1.71					1.03	0.42	
TXIM	CB Texim Bank AD	48.40	5.02	2.04		0.00		0.04			0.91	
DUH	Doverie United Holding PLC	805.63	38.65	3.94	118.89	0.00	0.01	0.00	0.02	0.44	0.47	0.05
EAC	Elana Agrocredit AD	15.84	2.49	0.96	7.86	0.03	0.07	0.06	0.12	3.79	0.45	0.21
11C	Eleven Capital AD-Sofia	12.35	8.43	1.08	9.20	0.08	0.11	0.09	0.12	1.12	0.11	0.12
ELHM	Elhim Iskra AD-Pazardzhik		0.49	0.49						8.37	0.13	0.85
EMKA	EMKA AD-Sevlievo	10.09	0.61	1.40	7.42	0.13	0.14	0.14	0.16	8.53	0.11	2.15
ETR	Etropal AD-Etropole	84.34	1.59	2.40	14.49	0.01	0.03	0.03	0.07	0.74	0.54	0.71

* Ratios are calculated on the base of the last weighted-average price as of the end of the month

** Financial reports data (ttm)

Methodology for Calculation of Financial Ratios is available at http://download.bse-sofia.bg/pdf/methodology_en.pdf

Financial Ratios

July
2024

Issue	Issuer	P / E	P / S	P / B	P / EBIT	ROA	EBIT / Total Asts.	ROE	EBIT / Equity	Current Ratio	Debt / Equity	Assets Turnover
EUBG	Eurohold Bulgaria AD		10.24	1.78	51.17		0.01		0.03	0.41	0.66	0.06
FZLS	Fazerles AD-Silistra		0.46	0.42						16.26	0.07	0.81
FORM	Formoplast AD-Kardzhali			2.88						1.07	0.23	
GTH	Galata Investment Company AD	2372.19	536.82	2.24	2309.76	0.00	0.00	0.00	0.00	83.63		
GR6	Gradus AD-Stara Zagora	1438.72	228.46	1.06	953.66	0.00	0.00	0.00	0.00	337.08		
CHSB	Himsnab Bulgaria AD-Sofia	13.53	93.95	1.55	16.59	0.10	0.08	0.12	0.10	3.58	0.19	0.01
HCEN	Holding Center AD	574.37	8.83	1.09	14.66	0.00	0.03	0.00	0.07	1.86	0.63	0.05
HNVK	Holding Nov Vek AD	154.66	18.64	1.86	33.20	0.01	0.03	0.01	0.06	2.05	0.56	0.05
HSOF	Holding Sveta Sofia AD-Sofia		9.24	0.93	11.35		0.03		0.08	1.07	0.69	0.03
HVAR	Holding Varna AD	49.77	36.16	1.42	32.89	0.02	0.03	0.03	0.04	1.54	0.19	0.03
HES	Hydraulic Elements and Systems /HES/ AD-Yambol	33.12	1.36	2.14	13.22	0.05	0.06	0.06	0.08	1.73	0.28	1.15
HIKA	Industrial Capital Holding AD-Sofia	12.72	8.39	1.40	12.67	0.11	0.11	0.12	0.12	4.85	0.11	0.16
IHB	Industrial Holding Bulgaria PLC-Sofia	26.83	15.50	0.60	24.82	0.02	0.02	0.02	0.02	2.47	0.13	0.04
IDH	Industry Development Holding AD	46.04	5.24	1.07	7.55	0.01	0.03	0.02	0.14	1.56	0.76	0.05
IBG	Investor.BG AD-Sofia	96.36	11.10	2.40	68.64	0.02	0.02	0.03	0.03	1.92	0.13	0.19
MSH	M+S Hydraulic AD-Kazanlak	20.29	2.34	3.34	12.30	0.12	0.13	0.16	0.17	2.10	0.24	1.05
NLC	Neo London Capital PLC	8.66	3.84	0.99	4.51	0.03	0.06	0.12	0.24	2.41	0.75	0.07
NEOH	Neochim AD		0.19	0.36						9.63	0.10	1.63
ODES	Odessos Shiprepair Yard AD-Varna	10.99	1.80	1.93	7.90	0.16	0.18	0.18	0.20	3.14	0.13	0.96
NGAZ	Oil and Gas Exploration and Production AD-Sofia	26.41	2.39	0.66	9.02	0.02	0.03	0.03	0.03	2.69	0.21	0.22
PET	Petrol AD		0.04	2.90	1.33		0.03		0.86	0.86	0.98	1.92
HRZ	Rodna Zemya Holding AD	118.41	24.28	2.14	38.04	0.01	0.02	0.02	0.06	3.29	0.62	0.03
GAMZ	Severcoop Gamza Holding AD-Sofia	76.40	8.43	0.85	11.25	0.00	0.03	0.01	0.08	5.28	0.67	0.04
HSI	Sila Holding AD		32.68	2.04	42.21	0.00	0.02		0.05	2.29	0.63	0.02
SO	Smart Organic AD			3.43						7.62	0.22	
SCOM	Sofia Commerce-Pawn Brokerage AD	7.85	3.41	2.25	6.37	0.22	0.25	0.31	0.36	3.22	0.30	0.50
SFT	Sopharma Trading AD-Sofia	5.54	0.15	1.06	3.56	0.06	0.08	0.21	0.27	1.10	0.70	2.41
SPDY	Speedy AD-Sofia	22.53	2.86	10.44	12.92	0.20	0.23	0.45	0.52	1.12	0.59	1.60
SKEH	SS Konstantine and Elena Holding AD	118.54	5.12	1.16	24.24	0.00	0.02	0.01	0.04	3.73	0.36	0.11
SPH	Stara Planina Hold AD-Sofia	31.58	23.01	4.59	31.57	0.12	0.12	0.15	0.15	1.30	0.24	0.16
SNRG	Synergion Holding AD-Sofia	1.03	0.88	0.10	0.97	0.11	0.11	0.11	0.12	53.98	0.04	0.12
SYN	Synthetica AD		133.73	27.71	2337.66		0.00		0.01	0.27	0.93	0.02
THQM	Tchaikapharma High Quality Medicines AD	759.40	29.46	13.56	264.11	0.02	0.02	0.02	0.03	5.60	0.13	0.40
TBS	Telelink Business Services Group AD	27.60	13.88	4.14	26.82	0.12	0.13	0.16	0.16	0.81	0.37	0.25
TIB	Telematic Interactive Bulgaria AD-Sofia	10.73	1.80	4.27	9.42	0.28	0.31	0.37	0.41	2.47	0.31	1.65
TCH	TK-Hold PLC	122.24	42.57	2.97	89.88	0.01	0.01	0.02	0.03	0.94	0.57	0.03
TOPL	Toplivo AD-Sofia		0.15	0.38	23.05					1.85	0.32	1.78
T57	Trace Group Hold AD-Sofia	4.61	0.24	0.73	3.34	0.06	0.08	0.16	0.20	1.16	0.67	1.26
VAM	Velgraf Asset Management AD-Sofia	1103.68	44.85	2.75	67.12	0.00	0.02	0.00	0.04	1.46	0.50	0.03
WMG	Web Media Group AD-Sofia		6.58	3.24	19.18		0.01		0.02	4.02	0.66	0.14
ZHBG	Zarneni Hrani Bulgaria AD-Sofia	16.29	3.02	0.10	7.10	0.00	0.01	0.01	0.01	1.88	0.18	0.03
HLEV	Zlaten Lev Holding AD	84.24	16.21	3.17	22.33	0.01	0.04	0.04	0.14	13.13	0.82	0.05

* Ratios are calculated on the base of the last weighted-average price as of the end of the month

** Financial reports data (ttm)

Methodology for Calculation of Financial Ratios is available at http://download.bse-sofia.bg/pdf/methodology_en.pdf

Financial Ratios

July
2024

Standard Equities Segment* (based on consolidated reports**)

Issue	Issuer	P / E	P / S	P / B	P / EBIT	ROA	EBIT / Total Asts.	ROE	EBIT / Equity	Current Ratio	Debt / Equity	Assets Turnover
ALB	Albena AD	55.25	0.86	0.24	4.34	0.00	0.01	0.00	0.01	0.81	0.21	0.21
ALCM	Alcomet AD-Shumen		0.28	0.43	6.64					1.33	0.39	0.92
ASKR	Asenova Krepost AD			1.66						3.19	0.26	
BNR	Bianor Holding AD		2.15	2.71						0.89	0.38	0.62
BBRD	Billboard AD-Sofia	3.26	0.17	0.32	1.17	0.05	0.08	0.11	0.14	1.04	0.41	0.94
BRP	Bulgarian River Shipping AD-Ruse	16.25	0.68	0.21	4.67	0.01	0.01	0.01	0.01	3.23	0.08	0.29
BMTL	Bulmetal AD			0.98	0.37					1.25	0.57	
TXIM	CB Texim Bank AD	51.06	5.04	2.06		0.00		0.04			0.91	
DUH	Doverie United Holding PLC	3.00	0.31	0.36	0.93	0.02	0.05	0.13	0.29	1.56	0.82	0.18
ETR	Etropal AD-Etropole	83.67	1.66	2.52	14.38	0.01	0.03	0.03	0.07	0.67	0.55	0.69
EUBG	Eurohold Bulgaria AD	5.01	0.11	3.68	1.17	0.03	0.08	0.40	1.00	1.23	0.95	1.29
GR6	Gradus AD-Stara Zagora		2.09	1.18	53.67					4.06	0.16	0.46
CHSB	Himsnab Bulgaria AD-Sofia	17.63	2.33	1.21	12.13	0.04	0.06	0.07	0.08	2.10	0.32	0.31
HCEN	Holding Center AD	143.59	8.36	1.05	14.11	0.00	0.03	0.01	0.08	1.86	0.62	0.05
HNVK	Holding Nov Vek AD		2.75	2.19	29.49				0.04	1.89	0.69	0.23
HSOF	Holding Sveta Sofia AD-Sofia		2.58	0.92	5.12	0.00	0.03	0.00	0.12	1.34	0.74	0.07
HVAR	Holding Varna AD		3.20	1.58	19.19	0.00	0.02	0.00	0.04	1.21	0.51	0.20
HIKA	Industrial Capital Holding AD-Sofia	7.12	0.12	0.57	0.80	0.02	0.14	0.08	0.18	4.91	0.15	1.30
IHB	Industrial Holding Bulgaria PLC-Sofia	31.25	1.35	0.42	8.04	0.01	0.02	0.01	0.02	4.22	0.12	0.28
IDH	Industry Development Holding AD	2.97	1.45	0.52	1.94	0.04	0.07	0.19	0.21	2.14	0.67	0.09
IBG	Investor.BG AD-Sofia	128.56	4.63	4.36	36.73	0.01	0.04	0.03	0.10	0.82	0.60	0.38
MSH	M+S Hydraulic AD-Kazanlak	14.35	1.85	2.95	8.82	0.16	0.20	0.22	0.27	3.72	0.17	1.24
NLC	Neo London Capital PLC	33.42	3.38	1.02	5.34	0.00	0.03	0.03	0.13	1.42	0.80	0.05
NEOH	Neochim AD		0.22	0.37						8.62	0.11	1.37
NGAZ	Oil and Gas Exploration and Production AD-Sofia	28.16	1.53	0.73	8.51	0.02	0.03	0.03	0.03	3.41	0.20	0.37
PET	Petrol AD	6.55	0.04	1.12	1.05	0.01	0.05	0.20	0.78	1.18	0.94	2.17
HRZ	Rodna Zemya Holding AD	65.82	0.86	1.74	7.44	0.01	0.02	0.03	0.08	1.66	0.66	0.57
GAMZ	Severcoop Gamza Holding AD-Sofia	14.53	6.03	0.80	7.92	0.02	0.03	0.05	0.09	2.70	0.54	0.04
HSI	Sila Holding AD	413.74	17.11	1.86	29.37	0.00	0.02	0.00	0.05	4.04	0.59	0.04
SO	Smart Organic AD			4.99	1.10					3.40	0.31	
SCOM	Sofia Commerce-Pawn Brokerage AD	8.16	3.33	2.16	6.48	0.20	0.23	0.29	0.30	5.01	0.22	0.48
SFT	Sopharma Trading AD-Sofia	6.32	0.12	1.46	2.59	0.05	0.07	0.26	0.37	1.13	0.81	2.71
SPDY	Speedy AD-Sofia	22.62	2.09	8.48	11.10	0.17	0.21	0.44	0.53	1.38	0.57	1.85
SKEH	SS Konstantine and Elena Holding AD		1.37	2.29	14.07				0.02	0.52	0.78	0.26
SPH	Stara Planina Hold AD-Sofia	18.90	0.62	1.54	3.87	0.03	0.11	0.08	0.15	3.25	0.17	1.03
SNRG	Synergon Holding AD-Sofia	3.97	0.02	0.07	1.04	0.01	0.03	0.02	0.04	2.06	0.24	2.37
SYN	Synthetica AD			9.18	35.64					0.57	0.86	
THQM	Tchaikapharma High Quality Medicines AD	499.78	30.26	13.73	222.67	0.02	0.03	0.03	0.04	5.46	0.14	0.40
TBS	Telelink Business Services Group AD	9.07	0.53	3.62	5.83	0.11	0.13	0.50	0.60	1.09	0.80	1.81
TIB	Telematic Interactive Bulgaria AD-Sofia	11.57	1.78	3.83	9.32	0.25	0.29	0.32	0.37	3.99	0.21	1.63
TCH	TK-Hold PLC	82.90	3.90	1.34	27.67	0.01	0.02	0.02	0.02	7.43	0.10	0.28
TOPL	Toplivo AD-Sofia			0.31	535.94					2.07	0.40	
T57	Trace Group Hold AD-Sofia	5.45	0.24	0.73	3.50	0.06	0.07	0.14	0.18	1.22	0.67	1.27
VAM	Velgraf Asset Management AD-Sofia	901.90	43.73	2.79	58.53	0.00	0.02	0.00	0.04	1.48	0.51	0.03
WMG	Web Media Group AD-Sofia		4.10	3.64	15.64					2.34	0.73	0.22
ZHBG	Zarneni Hrani Bulgaria AD-Sofia	9.81	0.34	0.10	1.92	0.01	0.02	0.01	0.02	3.34	0.22	0.19
HLEV	Zlaten Lev Holding AD	40.71	9.72	2.97	19.87	0.02	0.04	0.08	0.14	2.65	0.86	0.10

* Ratios are calculated on the base of the last weighted-average price as of the end of the month

** Financial reports data (ttm)

Methodology for Calculation of Financial Ratios is available at http://download.bse-sofia.bg/pdf/methodology_en.pdf

Financial Ratios

July
2024

SPVs Segment* (based on non-consolidated reports**)

Issue	Issuer	P / E	P / S	P / B	P / EBIT	ROA	EBIT / Total Asts.	ROE	EBIT / Equity	Current Ratio	Debt / Equity	Assets Turnover
ATER	Advance Terrafund REIT-Sofia	19.04	14.02	0.84	19.04	0.04	0.04	0.04	0.04	3.48	0.01	0.06
AKTV	Aktiv Properties REIT		6.66	0.48	10.44		0.02		0.05	12.34	0.61	0.03
ALT	Alteron REIT	58.53	24.23	1.12	19.44	0.01	0.02	0.02	0.06	1.72	0.62	0.02
BSP	Balkan and Sea Properties REIT	176.78	38.02	2.84	48.86	0.01	0.03	0.02	0.06	1.00	0.57	0.03
BPF	Bravo Property Fund REIT	17.54	6.35	0.91	11.93	0.03	0.05	0.05	0.08	3.56	0.39	0.09
BREF	Bulgarian Real Estate Fund REIT-Sofia	5.21	3.87	0.67	4.91	0.11	0.11	0.14	0.14	0.82	0.19	0.14
BRF	Bulgarian Receivables Fund SPE	5.35	1.21	1.31	2.05	0.02	0.04	0.28	0.74	2.61	0.94	0.07
LAND	Bulland Investments REIT-Sofia		634.43	0.83						37.54	0.01	
CAPM	Capital Management SPV-Sofia	35.35	11.17	1.78	28.67	0.04	0.04	0.05	0.06	5.09	0.27	0.12
EXPR	Exclusive Property REIT-Sofia	14.84	9.97	1.17	12.65	0.05	0.06	0.08	0.09	0.21	0.31	0.08
FPP	FairPlay Properties REIT-Sofia	19.50	6.77	0.66	13.57	0.03	0.03	0.03	0.04	6.92	0.30	0.07
FAM	Finance Assistance Management SPV	36.43	1.20	3.10	1.31	0.00	0.06	0.08	2.30	3.19	0.98	0.06
PREM	Premier Fund REIT	43.33	3.67	1.20	11.08	0.01	0.03	0.03	0.10	0.02	0.72	0.09
RPF	Roi Property Fund REIT		43.73	2.09	157.29		0.01		0.01	1.35	0.44	0.03
SFB	Sopharma Buildings REIT		792.19	7.03						2.58	0.36	0.01
SFI	Sopharma Properties REIT-Sofia	16.69	12.19	2.22	16.60	0.13	0.13	0.14	0.14	1.14	0.07	0.18
SBPF	Super Borovetz Property Fund REIT	32.84	8.14	1.39	22.89	0.03	0.04	0.04	0.06	1.01	0.37	0.11

* Ratios are calculated on the base of the last weighted-average price as of the end of the month

** Financial reports data (ttm)

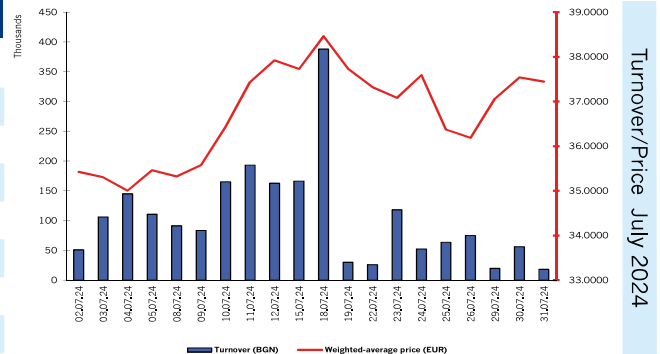
Methodology for Calculation of Financial Ratios is available at http://download.bse-sofia.bg/pdf/methodology_en.pdf

Top 5 Stocks by Trades

July 2024

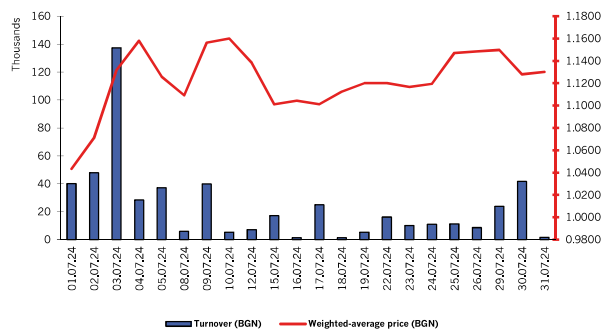
Shelly Group

BSE code of the issue	SLYG
Volume of the issue (common shares)	18 105 559 *
Nominal value (BGN per share)	1.00
Last gross dividend 2023 (EUR per share)	0.13
Trading on regulated market as from the beginning of the year	
Volume in lots	385 179
Value in BGN	23 927 260.72
Trades	4 351



* The number of shares admitted to trading on BSE has been increased as from 06 Aug 2024

Turnover/Price July 2024

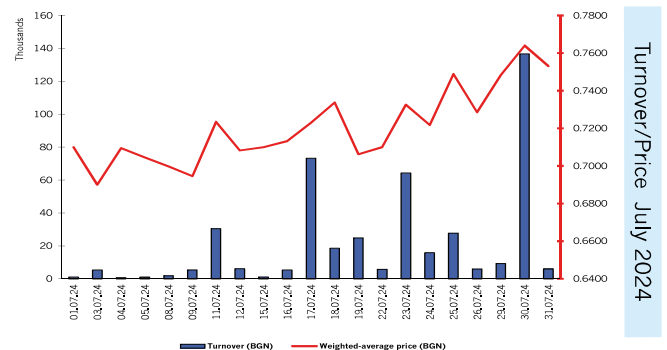


Sirma Group Holding

BSE code of the issue	SGH
Volume of the issue (common shares)	59 360 518
Nominal value (BGN per share)	1.00
Last gross dividend 2023 (BGN per share)	0.02
Trading on regulated market as from the beginning of the year	
Volume in lots	5 782 039
Value in BGN	4 621 291.87
Trades	1 414

Chimimport

BSE code of the issue	CHIM
Volume of the issue (common shares)	239 646 267
Nominal value (BGN per share)	1.00
Last gross dividend 2022 (BGN per share)	0.00
Trading on regulated market as from the beginning of the year	
Volume in lots	2 840 905
Value in BGN	2 071 774.87
Trades	1 598

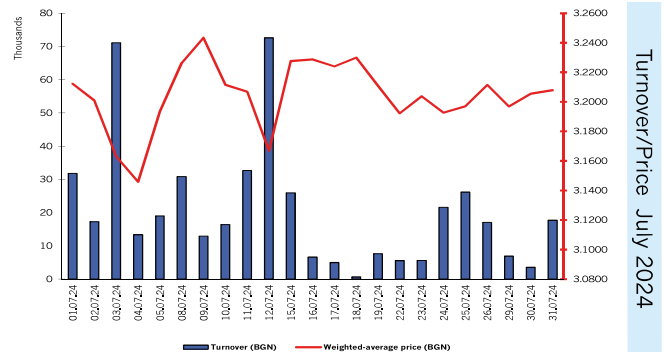


Top 5 Stocks by Trades

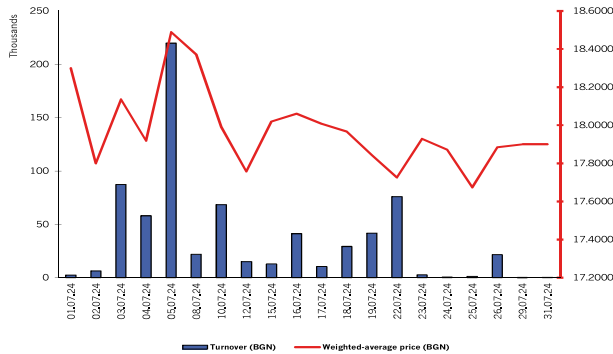
July 2024

Advance Terrafund REIT

BSE code of the issue	ATER
Volume of the issue (common shares)	85 110 091
Nominal value (BGN per share)	1.00
Last gross dividend 2023 (BGN per share)	0.2005
Trading on regulated market as from the beginning of the year	
Volume in lots	1 050 295
Value in BGN	3 455 200.79
Trades	1 663



Turnover/Price July 2024



Eleven Capital

BSE code of the issue	11C
Volume of the issue (common shares)	2 301 528
Nominal value (BGN per share)	1.00
Last gross dividend 2023 (BGN per share)	0.6000
Trading on regulated market as from the beginning of the year	
Volume in lots	114 253
Value in BGN	1 989 210.40
Trades	891