

July  
2020

# MONTHLY BULLETIN



БФБ

BULGARIAN STOCK EXCHANGE

1000 Sofia, 6 Tri ushi St.

Tel: (+359 2) 937 09 45; Fax: (+359 2) 937 09 46

<http://www.bse-sofia.bg>; e-mail: [bse@bse-sofia.bg](mailto:bse@bse-sofia.bg)

# General Statistics

July  
2020

Capitalization of BSE Main Market		Change	
As of 31 July 2020			
Market Segment	Capitalization	June * 2020	July * 2019
Premium Equities Segment	1,223,817,246.50	-6.88%	-32.91%
Standard Equities Segment	6,243,190,636.12	1.89%	-0.53%
Special Purpose Vehicles Segment	764,570,040.15	-1.20%	15.76%
<b>Total Capitalization of BSE Main Market</b>	<b>8,231,577,922.77</b>	<b>0.19%</b>	<b>-6.04%</b>

\* as of the end of the period

Issues admitted to trading on BSE Main Market			
Market Segment	Number of new issues	Number of delisted issues	Number of listed issues as of the end of the month
Premium Equities Segment	0	0	7
Standard Equities Segment	0	0	61
Special Purpose Vehicles Segment	0	0	16
Bonds Segment	1	0	71
Compensatory Instruments Segment	0	0	3
Exchange Traded Products Segment	0	0	14
Subscription Rights Segment	1	0	1
Initial Public Offering Segment	0	0	0
Government Securities Segment	0	1	15
<b>TOTAL :</b>	<b>2</b>	<b>1</b>	<b>188</b>

\* as of the end of the period

## BSE Indices

### SOFIX

Value *	436.45
Monthly change	-3.71%
Annual change	-24.84%
P/E **	3.75
P/B **	0.74

### BGBX 40

Value *	95.97
Monthly change	-0.75%
Annual change	-16.26%
P/E **	6.05
P/B **	1.30

### BG TR30

Value *	466.59
Monthly change	-0.08%
Annual change	-8.71%
P/E **	57.75
P/B **	1.17

### BG REIT

Value *	130.66
Monthly change	-1.41%
Annual change	3.00%
P/E **	33.62
P/B **	1.20

\* Values as of 31 July 2020

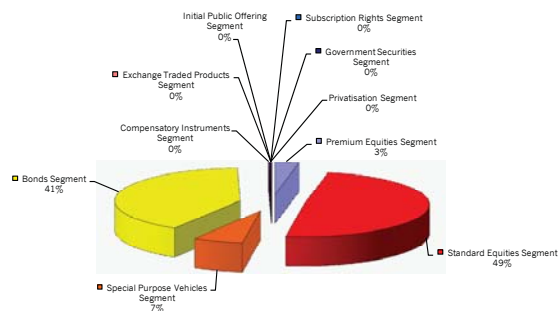
\*\* P (prices) are weighted-average

\*\* Financial reports data (ttm)

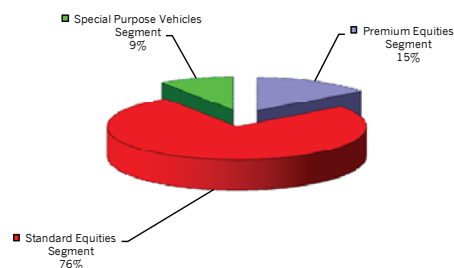
## Monthly Trading by BSE Main Market Segments

Market Segment	July 2020			Change in turnover (%)	
	Trades	Turnover (BGN)	Volume (lots)	June 2020	July 2019
Premium Equities Segment	693	908,996	438,684	-83.06%	-45.08%
Standard Equities Segment	1,495	14,431,605	6,931,273	-19.88%	198.68%
Special Purpose Vehicles Segment	454	1,888,748	629,838	-12.50%	-29.21%
Bonds Segment	35	11,988,829	7,661	562.04%	691.59%
Compensatory Instruments Segment	47	88,039	208,480	-43.65%	-62.81%
Exchange Traded Products Segment	22	16,421	30,500	-80.84%	58.14%
Subscription Rights Segment	0	0	0	-100.00%	-100.00%
Initial Public Offering Segment	0	0	0	n/a	n/a
Government Securities Segment	0	0	0	n/a	n/a
Privatisation Segment	0	0	0	n/a	n/a
<b>TOTAL:</b>	<b>2,746</b>	<b>29,322,638</b>	<b>8,246,436</b>	<b>5.86%</b>	<b>168.07%</b>

### Turnover by Segments of BSE Main Market



### Capitalization by Segments of BSE Main Market



### New issues admitted to trading on the BSE Main Market in July

Issue	Issuer	First Quotation Date	Trading Currency	Amount of the issue in the respective currency	Market Segment
6B6A	Bulgar Czech Invest Holding AD-Plovdiv	15.07.2020	EUR	11,000,000	Bonds Segment

### Daily-Average Trading by BSE Main Market Segments

Market Segment	July 2020			Change in turnover (%)	
	Trades	Turnover (BGN)	Volume (lots)	June 2020	July 2019
Premium Equities Segment	30	39,522	19,073	-83.80%	-45.08%
Standard Equities Segment	65	627,461	301,360	-23.36%	198.68%
Special Purpose Vehicles Segment	20	82,119	27,384	-16.30%	-29.21%
Bonds Segment	2	521,253	333	533.26%	691.59%
Compensatory Instruments Segment	2	3,828	9,064	-46.10%	-62.81%
Exchange Traded Products Segment	1	714	1,326	-81.67%	58.14%
Subscription Rights Segment	0	0	0	-100.00%	-100.00%
Initial Public Offering Segment	0	0	0	n/a	n/a
Government Securities Segment	0	0	0	n/a	n/a
Privatisation Segment	0	0	0	n/a	n/a
<b>TOTAL:</b>	<b>119</b>	<b>1,274,897</b>	<b>358,541</b>	<b>1.26%</b>	<b>168.07%</b>

Number of trading sessions in July

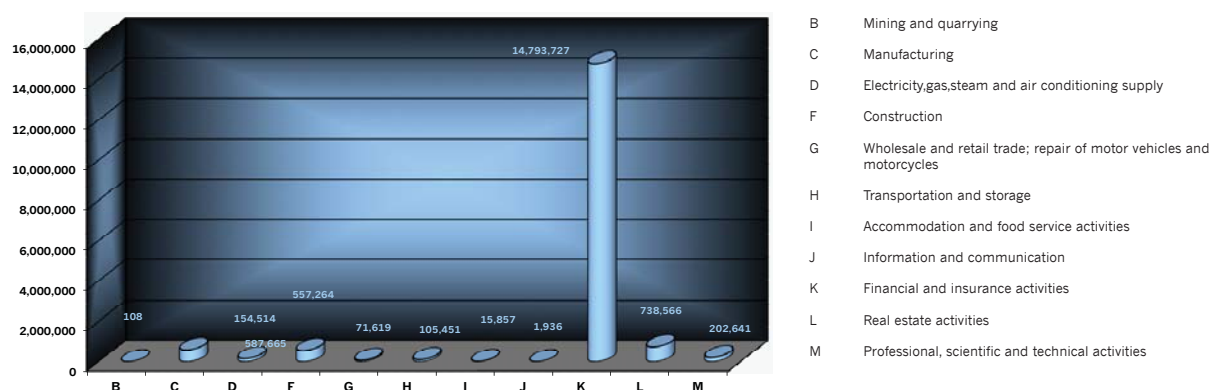
23

Monthly Average USD/BGN Exchange Rate

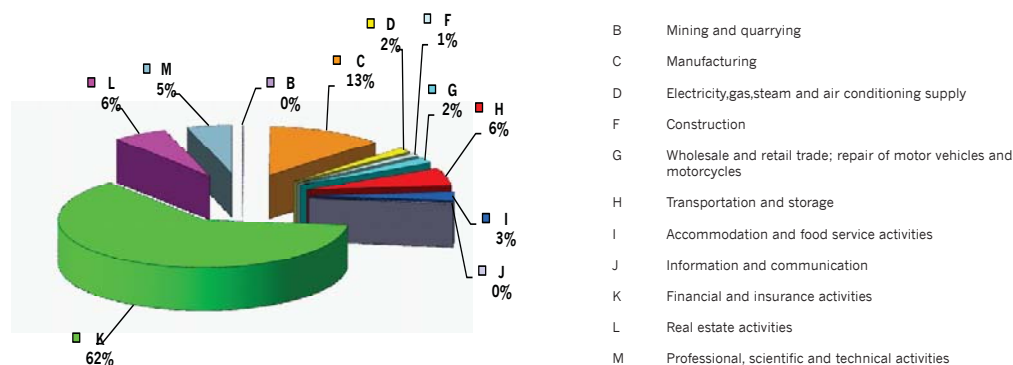
1.7108

Trading by sections under NACE, Rev. 2		Trades	Volume (lots)	Turnover (BGN)
B	Mining and quarrying	1	20	108.00
C	Manufacturing	433	135,855	587,665.36
D	Electricity,gas,steam and air conditioning supply	26	673	154,514.00
F	Construction	239	141,663	557,263.76
G	Wholesale and retail trade; repair of motor vehicles and motorcycles	75	72,487	71,618.94
H	Transportation and storage	94	2,558	105,451.00
I	Accommodation and food service activities	23	1,559	15,857.20
J	Information and communication	2	110	1,936.00
K	Financial and insurance activities	1,605	7,256,572	14,793,726.86
L	Real estate activities	54	318,610	738,566.49
M	Professional, scientific and technical activities	90	69,688	202,641.04

### Share of sections under NACE, Rev. 2 in the total turnover (BGN) on the BSE Main Market in July



### Share of sections under NACE, Rev. 2 in the total turnover on the BSE Main Market in the last 365 days



## TOP 5

### Liquidity Ranking

Issuer	Trades	Volume (lots)	Turnover (BGN)
CB First Investment Bank AD-Sofia	276	195,818	492,700.74
Trace Group Hold AD-Sofia	239	141,663	557,263.76
Advance Terrafund REIT-Sofia	176	118,977	217,740.91
Elana Agrocredit AD-Sofia	131	505,919	499,082.05
Sopharma AD-Sofia	123	62,978	188,556.51

## TOP 5

### Members

Trades		Turnover (BGN)	
Inv. Intermediary "Karoll" AD	1,709	Inv. Intermediary "Euro - Finance" AD	14,190,760.45
Inv. Intermediary "Elana Trading" AD	1,065	CB "Central Cooperative Bank" AD	10,672,831.82
Inv. Intermediary "UG Market" AD	517	Inv. Intermediary "ABV Investments" EOOD	9,082,549.32
Inv. Intermediary "First Financial Brokerage House" EOOD	515	Inv. Intermediary "Real Finance" AD	8,589,061.52
Inv. Intermediary "BenchMark Finance" AD	423	Inv. Intermediary "Capman" AD	3,407,040.41

## TOP 30

### Capitalization as of 31 July 2020

Issues of shares on the BSE Main Market

Issue	Issuer	Nominal (BGN)	Amount (Shares)	Closing price (BGN)	Capitalization (BGN)
7TH	Tchaikapharma High Quality Medicines AD-Sofia	1.00	84,500,000	12.5000	1,056,250,000.00
3CZ	CEZ Distribution Bulgaria AD-Sofia	1.00	1,928,000	216.0000	416,448,000.00
3JR	Sopharma AD-Sofia	1.00	134,797,899	2.9600	399,001,781.04
GR6	Gradus AD-Stara Zagora	1.00	243,608,710	1.4400	350,796,542.40
OSP	Speedy AD-Sofia	1.00	5,377,619	57.5000	309,213,092.50
1VX	Velgraf Asset Management AD-Sofia	1.00	68,979,758	4.0600	280,057,817.48
4EH	Eurohold Bulgaria AD-Sofia	1.00	197,525,600	1.3100	258,758,536.00
5V2	Holding Varna AD-Varna	1.00	6,485,897	39.6000	256,841,521.20
5MH	M+S Hydraulic AD-Kazanlak	1.00	39,445,200	6.3000	248,504,760.00
5F4	CB First Investment Bank AD-Sofia	1.00	110,000,000	2.2200	244,200,000.00
6C4	Chimimport AD-Sofia	1.00	239,646,267	1.0000	239,646,267.00
SO5	Sopharma Trading AD-Sofia	1.00	34,276,050	5.4000	185,090,670.00
5BN	CB Bulgarian American Credit Bank AD-Sofia	1.00	24,691,313	6.7500	166,666,362.75
6A6	Advance Terrafund REIT-Sofia	1.00	85,110,091	1.8000	153,198,163.80
GTH	Galata Investment Company AD-Varna	1.00	68,571,234	1.9400	133,028,193.96
EHN	Synthetica AD-Sofia	1.00	3,000,000	43.6000	130,800,000.00
4CF	CB Central Cooperative Bank AD-Sofia	1.00	127,129,970	0.9850	125,223,020.45
6R2	Rodna Zemya Holding AD-Dobrich	1.00	56,010,597	2.2000	123,223,313.40
58E	Himsnab Bulgaria AD-Sofia	1.00	2,494,631	49.0000	122,236,919.00
5H4	Balkan and Sea Properties REIT-Varna	1.00	6,925,156	17.4000	120,497,714.40
6S6	Sopharma Properties REIT-Sofia	1.00	21,415,928	5.6000	119,929,196.80
5MB	Monbat AD-Sofia	1.00	39,000,000	3.0400	118,560,000.00
94G	235 Holdings AD-Sofia	1.00	5,109,000	22.6000	115,463,400.00
5CQ	Capital Management SPV-Sofia	1.00	1,758,296	65.0000	114,289,240.00
6AB	Albena AD-Albena	1.00	4,273,126	26.4000	112,810,526.40
1CZ	CEZ Electro Bulgaria AD-Sofia	10.00	5,000	20,800.0000	104,000,000.00
6AM	Alcomet AD-Shumen	1.00	17,952,959	5.5000	98,741,274.50
6N3	Holding Nov Vek AD-Sofia	1.00	5,610,437	17.4000	97,621,603.80
T57	Trace Group Hold AD-Sofia	1.00	24,200,000	4.0000	96,800,000.00
TBS	Telelink Business Services Group AD-Sofia	1.00	12,500,000	7.7000	96,250,000.00

## Premium Equities Segment

Issue	Issuer	Nominal (BGN)	Amount (Shares)	Closing price (BGN)	Capitalisation (BGN)
3JR	Sopharma AD-Sofia	1.00	134,797,899	2.9600	399,001,781.04
4CF	CB Central Cooperative Bank AD-Sofia	1.00	127,129,970	0.9850	125,223,020.45
4KX	Korado Bulgaria AD-Strazhitsa	1.00	13,168,614	5.5500	73,085,807.70
5F4	CB First Investment Bank AD-Sofia	1.00	110,000,000	2.2200	244,200,000.00
5MB	Monbat AD-Sofia	1.00	39,000,000	3.0400	118,560,000.00
6C4	Chimimport AD-Sofia	1.00	239,646,267	1.0000	239,646,267.00
SKK	Sirma Group Holding JSC-Sofia	1.00	59,360,518	0.4060	24,100,370.31

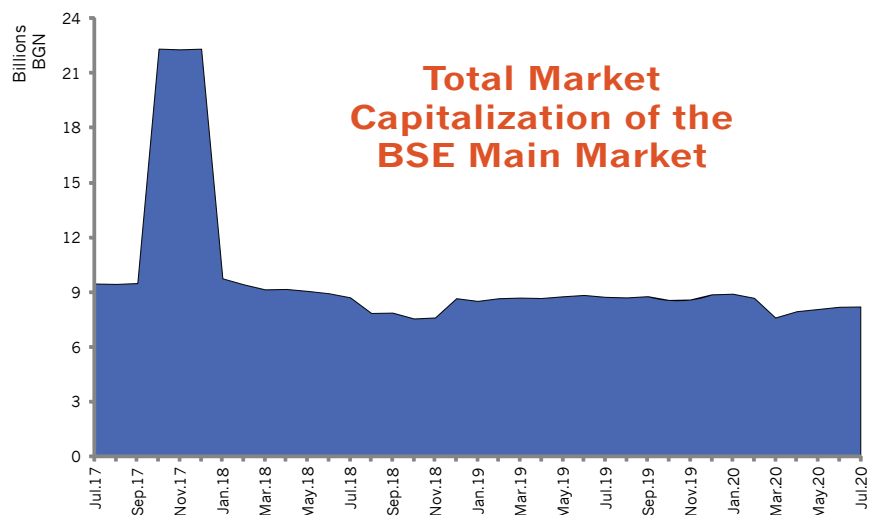
## Standard Equities Segment

Issue	Issuer	Nominal (BGN)	Amount (Shares)	Closing price (BGN)	Capitalisation (BGN)
94G	235 Holdings AD-Sofia	1.00	5,109,000	22.6000	115,463,400.00
A72	Agria Group Holding AD-Varna	1.00	6,800,000	4.4800	30,464,000.00
6AB	Albena AD-Albena	1.00	4,273,126	26.4000	112,810,526.40
6AM	Alcomet AD-Shumen	1.00	17,952,959	5.5000	98,741,274.50
A4L	Allterco AD-Sofia	1.00	15,000,000	3.7800	56,700,000.00
A00	BG Agro AD-Varna	1.00	40,357,440	1.2700	51,253,948.80
5BP	Billboard AD-Sofia	1.00	15,000,000	0.2500	3,750,000.00
5BR	Bulgarian River Shipping AD-Ruse	1.00	35,708,674	0.4660	16,640,242.08
BSO	Bulgarian Stock Exchange-Sofia	1.00	6,582,860	4.5000	29,622,870.00
5BN	CB Bulgarian American Credit Bank AD-Sofia	1.00	24,691,313	6.7500	166,666,362.75
5CP	CB Texim Bank AD-Sofia	1.00	27,995,036	2.8000	78,386,100.80
3CZ	CEZ Distribution Bulgaria AD-Sofia	1.00	1,928,000	216.0000	416,448,000.00
1CZ	CEZ Electro Bulgaria AD-Sofia	10.00	5,000	20,800.0000	104,000,000.00
5DOV	Doverie United Holding PLC-Sofia	1.00	18,736,099	3.0500	57,145,101.95
OEA	Elana Agrocredit AD-Sofia	1.00	36,629,925	0.9850	36,080,476.13
11C	Eleven Capital AD-Sofia	1.00	2,301,528	5.5500	12,773,480.40
52E	Elhim Iskra AD-Pazardzhik	1.00	25,108,410	0.6200	15,567,214.20
57E	EMKA AD-Sevlievo	1.00	21,699,726	2.0000	43,399,452.00
5EO	Etropal AD-Etropole	1.00	5,000,000	5.7500	28,750,000.00
4EH	Eurohold Bulgaria AD-Sofia	1.00	197,525,600	1.3100	258,758,536.00
4F6	Fazerles AD-Silistra	1.00	515,000	18.8000	9,682,000.00
4F8	Formoplast AD-Kardzhali	1.00	3,798,905	5.9500	22,603,484.75
GTH	Galata Investment Company AD-Varna	1.00	68,571,234	1.9400	133,028,193.96
GR6	Gradus AD-Stara Zagora	1.00	243,608,710	1.4400	350,796,542.40
58E	Himsnab Bulgaria AD-Sofia	1.00	2,494,631	49.0000	122,236,919.00
6N3	Holding Nov Vek AD-Sofia	1.00	5,610,437	17.4000	97,621,603.80
4HS	Holding Sveta Sofia AD-Sofia	1.00	9,940,391	3.9000	38,767,524.90
5V2	Holding Varna AD-Varna	1.00	6,485,897	39.6000	256,841,521.20
4HE	Hydraulic Elements and Systems AD-Yambol	1.00	18,193,752	3.6400	66,225,257.28
4I8	Industrial Capital Holding AD-Sofia	1.00	15,864,544	2.0200	32,046,378.88
4ID	Industrial Holding Bulgaria PLC-Sofia	1.00	107,400,643	0.7600	81,624,488.68
6R1	Industry Development Holding JSC-Sofia	1.00	9,980,925	2.2000	21,958,035.00
4IN	Investor.BG AD-Sofia	1.00	4,782,362	17.6000	84,169,571.20
4L4	Lavena AD-Shumen	1.00	9,919,410	3.7000	36,701,817.00
5MH	M+S Hydraulic AD-Kazanlak	1.00	39,445,200	6.3000	248,504,760.00
178B	Neo London Capital PLC-Sofia	100.00	99,950	160.0000	15,992,000.00
3NB	Neochim AD-Dimitrograd	1.00	2,654,358	30.0000	79,630,740.00
5ODE	Odessos Shiprepair Yard AD-Varna	1.00	586,642	73.0000	42,824,866.00
4O1	Oil and Gas Exploration and Production AD-Sofia	1.00	12,228,062	5.4000	66,031,534.80
5PET	Petrol AD-Sofia	4.00	27,312,403	0.3000	8,193,720.90
P2B	Port Flot-Burgas AD-Burgas	1.00	10,000,000	4.0600	40,600,000.00
RGL	Regala Invest AD-Varna	1.00	18,428,734	2.8200	51,969,029.88
6R2	Rodna Zemlya Holding AD-Dobrich	1.00	56,010,597	2.2000	123,223,313.40

Issue	Issuer	Nominal (BGN)	Amount (Shares)	Closing price (BGN)	Capitalisation (BGN)
6S4	Severcoop Gamza Holding AD-Sofia	2.00	5,347,798	3.8000	20,321,632.40
6S5	Sila Holding AD-Sofia	1.00	36,852,997	2.1800	80,339,533.46
6SOP	Sofia Commerce-Pawn Brokerage AD-Sofia	1.00	201,154	6.7000	1,347,731.80
6SOA	Sofia Commerce-Pawn Brokerage AD-Sofia	1.00	2,172,315	6.1000	13,251,121.50
SO5	Sopharma Trading AD-Sofia	1.00	34,276,050	5.4000	185,090,670.00
OSP	Speedy AD-Sofia	1.00	5,377,619	57.5000	309,213,092.50
3NJ	SS Konstantine And Elena Holding AD-Varna	1.00	2,309,561	18.6000	42,957,834.60
5SR	Stara Planina Hold AD-Sofia	1.00	21,000,000	4.5400	95,340,000.00
6S7	Synergon Holding AD-Sofia	1.00	18,358,849	0.9450	17,349,112.31
EHN	Synthetica AD-Sofia	1.00	3,000,000	43.6000	130,800,000.00
7TH	Tchaikapharma High Quality Medicines AD-Sofia	1.00	84,500,000	12.5000	1,056,250,000.00
TBS	Telelink Business Services Group AD-Sofia	1.00	12,500,000	7.7000	96,250,000.00
3TV	Toplivo AD-Sofia	1.00	5,416,829	2.3000	12,458,706.70
T57	Trace Group Hold AD-Sofia	1.00	24,200,000	4.0000	96,800,000.00
1VX	Velgraf Asset Management AD-Sofia	1.00	68,979,758	4.0600	280,057,817.48
4PX	Yuri Gagarin PLC-Plovdiv	1.00	1,003,904	4.2400	4,256,552.96
T43	Zarneni Hrani Bulgaria AD-Sofia	1.00	195,660,287	0.1330	26,022,818.17
3ZL	Zlatni Pyasatsi AD-Varna	1.00	6,493,577	1.6000	10,389,723.20

## Special Purpose Vehicles Segment

Issue	Issuer	Nominal (BGN)	Amount (Shares)	Closing price (BGN)	Capitalisation (BGN)
5AX	Aktiv Properties REIT-Plovdiv	9.00	2,192,011	7.0000	15,344,077.00
5BD	Bulland Investments REIT-Sofia	1.00	15,008,125	1.0700	16,058,693.75
5BU	Bulgarian Real Estate Fund REIT-Sofia	1.00	34,641,925	1.7600	60,969,788.00
5CQ	Capital Management SPV-Sofia	1.00	1,758,296	65.0000	114,289,240.00
5EX	Exclusive Property REIT-Sofia	1.00	9,452,340	1.0100	9,546,863.40
5H4	Balkan and Sea Properties REIT-Varna	1.00	6,925,156	17.4000	120,497,714.40
6A6	Advance Terrafund REIT-Sofia	1.00	85,110,091	1.8000	153,198,163.80
6F3	FairPlay Properties REIT-Sofia	1.00	33,145,400	0.2800	9,280,712.00
6S6	Sopharma Properties REIT-Sofia	1.00	21,415,928	5.6000	119,929,196.80
6SB	Super Borovetz Property Fund REIT-Varna	1.00	23,379,995	2.5600	59,852,787.20
9BH	Bulgarian Receivables Fund SPE-Sofia	1.00	1,500,000	1.0200	1,530,000.00
BPY	Bravo Property Fund REIT-Sofia	1.00	36,700,000	1.0900	40,003,000.00
CRF	Compass Receivables Fund SPV-Sofia	1.00	1,500,000		
E7P	Expat Beta REIT-Sofia	1.00	5,143,190	1.0200	5,246,053.80
FAW	Finance Assistance Management SPV-Sofia	1.00	650,000		
RPR	Roi Property Fund REIT-Sofia	1.00	6,162,500	6.3000	38,823,750.00



# Trade by Issues

July  
2020

## Premium Equities Segment

Issue	Issuer	Trades	Volume (lots)	Turnover (BGN)	Trading currency	Weighted & Corrected Values			Closing price	As from
						Average price	Min. price	Max. price		
3JR	Sopharma AD-Sofia	123	62,978	188,556.51	BGN	2.9940	2.9600	3.1537	2.9600	31.07.2020
4CF	CB Central Cooperative Bank AD-Sofia	61	46,420	46,528.57	BGN	1.0020	0.9821	1.0310	0.9850	31.07.2020
4KX	Korado Bulgaria AD-Strazhitsa	18	2,444	13,431.50	BGN	5.4960	5.3536	5.6500	5.5500	31.07.2020
5F4	CB First Investment Bank AD-Sofia	276	195,818	492,700.74	BGN	2.5160	2.1888	2.6722	2.2200	31.07.2020
5MB	Monbat AD-Sofia	91	28,493	86,709.88	BGN	3.0430	2.9800	3.1200	3.0400	31.07.2020
6C4	Chimimport AD-Sofia	95	66,182	66,327.80	BGN	1.0020	0.9937	1.0302	1.0000	31.07.2020
SKK	Sirma Group Holding JSC-Sofia	29	36,349	14,740.76	BGN	0.4060	0.3960	0.4133	0.4060	28.07.2020

## Standard Equities Segment

Issue	Issuer	Trades	Volume (lots)	Turnover (BGN)	Trading currency	Weighted & Corrected Values			Closing price	As from
						Average price	Min. price	Max. price		
0EA	Elana Agrocredit AD-Sofia	131	505,919	499,082.05	BGN	0.9860	0.9800	0.9965	0.9850	31.07.2020
0SP	Speedy AD-Sofia	90	2,008	105,015.00	BGN	52.2350	50.0000	57.2072	57.5000	31.07.2020
11C	Eleven Capital AD-Sofia	7	13,356	76,062.90	BGN	5.6950	5.5689	6.4000	5.5500	31.07.2020
178B	Neo London Capital PLC-Sofia	2	4	630.00	BGN	157.5000	157.5000	157.5000	160.0000	13.07.2020
1CZ	CEZ Electro Bulgaria AD-Sofia	1	1	20,800.00	BGN	20,800.0000	20,800.0000	20,800.0000	20,800.0000	30.07.2020
1VX	Velgraf Asset Management AD-Sofia	8	40,720	165,342.00	BGN	4.0600	4.0000	4.1524	4.0600	31.07.2020
3CZ	CEZ Distribution Bulgaria AD-Sofia	25	672	133,714.00	BGN	198.9790	190.5000	216.0000	216.0000	30.07.2020
3NB	Neochim AD-Dimitrovgrad	46	2,570	74,846.40	BGN	29.1230	27.6000	33.6000	30.0000	31.07.2020
3NJ	SS Konstantine And Elena Holding AD-Varna	6	150	2,856.00	BGN	19.0400	18.4667	21.2000	18.6000	31.07.2020
3TV	Toplivo AD-Sofia	1	9,184	21,123.20	BGN	2.3000	2.3000	2.3000	2.3000	06.07.2020
3ZL	Zlatni Pyasatsi AD-Varna	2	1,040	1,664.00	BGN	1.6000	1.6000	1.6000	1.6000	31.07.2020
4EH	Eurohold Bulgaria AD-Sofia	39	5,154,876	6,717,180.31	BGN	1.3030	1.2500	1.3500	1.3100	31.07.2020
4F6	Fazerles AD-Silistra	7	705	12,019.00	BGN	17.0480	17.0000	18.8000	18.8000	30.07.2020
4F8	Formoplast AD-Kardzhali	12	12,250	69,847.50	BGN	5.7020	5.6500	5.9500	5.9500	31.07.2020
4HE	Hydraulic Elements and Systems AD-Yambol	14	6,221	21,967.20	BGN	3.5310	3.5200	3.7000	3.6400	30.07.2020
4HS	Holding Sveta Sofia AD-Sofia	33	72,205	281,230.65	BGN	3.8950	3.5050	3.8996	3.9000	31.07.2020
4I8	Industrial Capital Holding AD-Sofia	78	28,151	51,064.75	BGN	1.8140	1.5000	1.9838	2.0200	31.07.2020
4ID	Industrial Holding Bulgaria PLC-Sofia	7	15,085	11,464.60	BGN	0.7600	0.7600	0.7600	0.7600	17.07.2020
4IN	Investor.BG AD-Sofia	2	110	1,936.00	BGN	17.6000	17.6000	17.6000	17.6000	30.07.2020
4L4	Lavena AD-Shumen	3	2,543	9,417.44	BGN	3.7030	3.7000	3.8800	3.7000	29.07.2020
4O1	Oil and Gas Exploration and Production AD-Sofia	1	20	108.00	BGN	5.4000	5.4000	5.4000	5.4000	01.07.2020
4PX	Yuri Gagarin PLC-Plovdiv	3	116	491.84	BGN	4.2400	4.2400	4.2400	4.2400	14.07.2020
52E	Elhim Iskra AD-Pazardzhik	2	100	62.00	BGN	0.6200	0.6200	0.6200	0.6200	17.07.2020
57E	EMKA AD-Sevlievo	2	55	110.00	BGN	1.9230	1.9158	2.0000	2.0000	29.07.2020
58E	Himsnab Bulgaria AD-Sofia	6	635	31,115.00	BGN	49.0000	49.0000	49.0000	49.0000	31.07.2020
5BP	Billboard AD-Sofia	6	6,444	1,685.44	BGN	0.2620	0.2500	0.2740	0.2500	23.07.2020
5BR	Bulgarian River Shipping AD-Ruse	1	500	233.00	BGN	0.4660	0.4660	0.4660	0.4660	27.07.2020
5CP	CB Texim Bank AD-Sofia	5	50,847	142,367.60	BGN	2.8000	2.7800	2.8000	2.8000	29.07.2020
5DOV	Doverie United Holding PLC-Sofia	68	22,013	67,664.40	BGN	3.0740	3.0201	3.2055	3.0500	31.07.2020
5EO	Etropal AD-Etropole	10	682	3,885.70	BGN	5.6980	5.6000	5.8000	5.7500	28.07.2020
5MH	M+S Hydraulic AD-Kazanlak	11	1,377	8,637.10	BGN	6.2720	5.9000	6.3500	6.3000	24.07.2020
5ODE	Odosos Shiprepair Yard AD-Varna	13	175	11,850.00	BGN	67.5990	63.5000	74.0000	73.0000	21.07.2020
5SR	Stara Planina Hold AD-Sofia	26	2,928	13,331.48	BGN	4.5530	4.5000	4.8400	4.5400	31.07.2020
5V2	Holding Varna AD-Varna	60	60,659	2,365,540.80	BGN	38.9970	37.2000	39.5368	39.6000	31.07.2020
6AB	Albena AD-Albena	21	519	14,193.20	BGN	27.3470	26.4000	29.2000	26.4000	31.07.2020
6AM	Alcomet AD-Shumen	33	3,516	19,197.95	BGN	5.4600	5.2000	5.8500	5.5000	31.07.2020
6N3	Holding Nov Vek AD-Sofia	19	37,011	643,927.70	BGN	17.3980	17.0000	17.3995	17.4000	27.07.2020
6R1	Industry Development Holding JSC-Sofia	2	150	325.00	BGN	2.1670	2.1000	2.2000	2.2000	30.07.2020
6R2	Rodna Zemya Holding AD-Dobrich	33	152,120	359,554.00	BGN	2.3640	2.2998	2.4003	2.2000	31.07.2020
6S4	Severcoop Gamza Holding AD-Sofia	3	230	860.00	BGN	3.7390	3.5846	3.8000	3.8000	30.07.2020
6S5	Sila Holding AD-Sofia	3	68,950	150,317.00	BGN	2.1800	2.1800	2.2200	2.1800	15.07.2020
6S7	Synergion Holding AD-Sofia	21	10,059	7,967.14	BGN	0.7920	0.7000	0.9450	0.9450	30.07.2020



# Trade by Issues

July  
2020

Issue	Issuer	Trades	Volume (lots)	Turnover (BGN)	Trading currency	Weighted & Corrected Values			Closing price	As from
						Average price	Min. price	Max. price		
6SOA	Sofia Commerce-Pawn Brokerage AD-Sofia	55	76,397	459,084.40	BGN	6.0090	5.8188	6.3371	6.1000	30.07.2020
6SOP	Sofia Commerce-Pawn Brokerage AD-Sofia	13	1,174	7,861.20	BGN	6.6960	6.1000	6.8000	6.7000	23.07.2020
7TH	Tchaikapharma High Quality Medicines AD-Sofia	39	5,186	64,949.90	BGN	12.4820	12.1244	12.6000	12.5000	31.07.2020
A4L	Allterco AD-Sofia	51	11,673	43,981.70	BGN	3.7680	3.6683	3.8800	3.7800	31.07.2020
A72	Agria Group Holding AD-Varna	30	13,256	60,432.58	BGN	4.5590	4.4703	4.8400	4.4800	31.07.2020
A00	BG Agro AD-Varna	1	400	508.00	BGN	1.2700	1.2700	1.2700	1.2700	08.07.2020
BSO	Bulgarian Stock Exchange-Sofia	30	16,227	70,739.28	BGN	4.3590	4.3000	4.5165	4.5000	31.07.2020
EHN	Synthetica AD-Sofia	11	8,453	368,460.40	BGN	43.5890	43.2177	43.6000	43.6000	28.07.2020
GR6	Gradus AD-Stara Zagora	46	31,138	45,860.24	BGN	1.4730	1.4400	1.4900	1.4400	31.07.2020
GTH	Galata Investment Company AD-Varna	14	268,050	527,699.00	BGN	1.9690	1.9400	1.9800	1.9400	28.07.2020
P2B	Port Flot-Burgas AD-Burgas	3	50	203.00	BGN	4.0600	4.0600	4.0600	4.0600	29.07.2020
RGL	Regala Invest AD-Varna	2	700	1,974.00	BGN	2.8200	2.8200	2.8200	2.8200	01.07.2020
SO5	Sopharma Trading AD-Sofia	61	7,784	42,521.30	BGN	5.4630	5.3000	5.5333	5.4000	31.07.2020
T43	Zarneni Hrani Bulgaria AD-Sofia	13	55,519	7,974.44	BGN	0.1440	0.1352	0.1493	0.1330	30.07.2020
T57	Trace Group Hold AD-Sofia	239	141,663	557,263.76	BGN	3.9340	3.5800	4.0200	4.0000	31.07.2020
TBS	Telelink Business Services Group AD-Sofia	24	6,727	51,404.80	BGN	7.6420	7.6000	7.7500	7.7000	27.07.2020

## Special Purpose Vehicles Segment

Issue	Issuer	Trades	Volume (lots)	Turnover (BGN)	Trading currency	Weighted & Corrected Values			Closing price	As from
						Average price	Min. price	Max. price		
5AX	Aktiv Properties REIT-Plovdiv	14	3,240	22,555.00	BGN	6.4980	6.4100	7.0000	7.0000	15.07.2020
5BD	Bulland Investments REIT-Sofia	2	12,200	12,814.00	BGN	1.0500	1.0500	1.0700	1.0700	28.07.2020
5BU	Bulgarian Real Estate Fund REIT-Sofia	120	180,033	323,489.45	BGN	1.7970	1.7584	1.8138	1.7600	31.07.2020
5CQ	Capital Management SPV-Sofia	20	5,690	364,180.00	BGN	64.0040	64.0000	65.0000	65.0000	31.07.2020
5EX	Exclusive Property REIT-Sofia	4	2,750	2,681.50	BGN	0.9750	0.9551	1.0100	1.0100	16.07.2020
5H4	Balkan and Sea Properties REIT-Varna	2	50	867.00	BGN	17.3400	17.3000	17.4000	17.4000	29.07.2020
6A6	Advance Terrafund REIT-Sofia	176	118,977	217,740.91	BGN	1.8300	1.8106	1.8800	1.8000	31.07.2020
6F3	FairPlay Properties REIT-Sofia	9	12,380	3,668.40	BGN	0.2960	0.2620	0.3090	0.2800	28.07.2020
6S6	Sopharma Properties REIT-Sofia	74	38,021	210,853.65	BGN	5.5460	5.4000	5.6000	5.6000	30.07.2020
6SB	Super Borovetz Property Fund REIT-Varna	8	224,256	570,492.96	BGN	2.5440	2.5000	2.5600	2.5600	30.07.2020
BPY	Bravo Property Fund REIT-Sofia	16	8,351	8,950.49	BGN	1.0720	1.0600	1.0900	1.0900	30.07.2020
E7P	Expat Beta REIT-Sofia	1	10	10.20	BGN	1.0200	1.0200	1.0200	1.0200	28.07.2020
RPR	Roi Property Fund REIT-Sofia	8	23,880	150,444.00	BGN	6.3000	6.3000	6.3000	6.3000	27.07.2020

## Bonds Segment

Issue	Issuer	Trades	Volume (lots)	Turnover (BGN)	Trading currency	Clean Prices (% of nominal)			Closing price	As from
						Average price	Min. price	Max. price		
0EA2	Elana Agrocredit AD-Sofia	1	4	4,658.48	EUR	98.5000	98.5000	98.5000	98.5000	07.07.2020
0FDD	Finance Direct AD-Sofia	1	5	9,563.64	EUR	97.5000	97.5000	97.5000	97.5000	07.07.2020
0PHA	Phoenix Capital Holding AD-Sofia	5	1,605	3,252,916.09	EUR	101.8100	100.5000	102.0000	100.5000	31.07.2020
178C	Neo London Capital PLC-Sofia	1	1	1,003.00	BGN	100.3000	100.3000	100.3000	100.3000	03.07.2020
3D4A	Development Assets EAD-Sofia	1	100	100,000.00	BGN	100.0000	100.0000	100.0000	100.0000	31.07.2020
4HSA	Holding Sveta Sofia AD-Sofia	3	1,709	1,741,965.96	BGN	101.0000	101.0000	101.0000	101.0000	17.07.2020
5BD4	Bulland Investments REIT-Sofia	1	55	55,000.00	BGN	100.0000	100.0000	100.0000	100.0000	31.07.2020
5MBA	Monbat AD-Sofia	1	2	3,640.42	EUR	93.0000	93.0000	93.0000	93.0000	24.07.2020
6B6A	Bulgar Czech Invest Holding AD-Plovdiv	8	3,039	5,989,585.65	EUR	100.5000	100.5000	100.5000	100.5000	17.07.2020
6S4N	Severcoop Gamza Holding AD-Sofia	1	1	1,003.00	BGN	100.3000	100.3000	100.3000	100.3000	03.07.2020
8AVA	Asterion Bulgaria AD-Sofia	1	1	1,123.09	EUR	100.0000	100.0000	100.0000	100.0000	14.07.2020
9IPA	Eastern Gas Company EAD-Sofia	4	439	122,780.65	EUR	33.0000	33.0000	33.0000	33.0000	02.07.2020
B2GA	Bulgarian Airways Group EAD-Sofia	3	682	686,737.80	BGN	100.4500	100.1000	100.5000	100.1000	31.07.2020
ITFA	ITF Group AD-Sofia	3	17	17,848.21	BGN	103.0600	100.0010	105.2000	106.0000	28.07.2020
U1HA	Ustrem Holding PLC-Sofia	1	1	1,003.00	BGN	100.3000	100.3000	100.3000	100.3000	03.07.2020

## Compensatory Instruments Segment

Issue	Issuer	Trades	Volume (lots)	Turnover (BGN)	Trading currency	Weighted Values			Closing price	As from
						Average price	Min. price	Max. price		
BLKB	Housing compensation notes under the CONP Act	6	114,600	19,783.50	BGN	0.1730	0.1580	0.2000	0.1500	28.07.2020
BLKC	Registered compensation vouchers under the OUFL Act and RLFLFF Act	38	86,723	66,910.02	BGN	0.7720	0.7522	0.7983	0.7690	30.07.2020
BLKD	Compensation notes under the CONP Act	3	7,157	1,345.70	BGN	0.1880	0.1800	0.1900	0.1800	24.07.2020

## Exchange Traded Products Segment

Issue	Issuer	Trades	Volume (lots)	Turnover (BGN)	Trading currency	Weighted Values			Closing price	As from
						Average price	Min. price	Max. price		
6F3N	FairPlay Properties REIT-Sofia	1	10,000	10.00	BGN	0.0010	0.0010	0.0010	0.0010	22.07.2020
BGX	Expat Bulgaria SOFIX UCITS ETF	14	19,440	14,384.51	BGN	0.7400	0.7329	0.7760	0.7500	31.07.2020
BGXS	Expat Bulgaria Short SOFIX	1	20	23.58	BGN	1.1790	1.1790	1.1790	1.1790	27.07.2020
CZX	Expat Czech PX UCITS ETF	1	88	139.41	EUR	0.8100	0.8100	0.8100	0.8100	29.07.2020
ECDC	Expat Croatia CROBEX UCITS ETF	1	100	140.04	EUR	0.7160	0.7160	0.7160	0.7160	08.07.2020
MKK1	Expat Macedonia MBI10 UCITS ETF	1	70	187.02	EUR	1.3660	1.3660	1.3660	1.3660	08.07.2020
ROX	Expat Romania BET UCITS ETF	2	657	1,335.40	EUR	1.0390	1.0160	1.0480	1.0480	13.07.2020
SK9A	Expat Slovakia SAX UCITS ETF	1	125	201.21	EUR	0.8230	0.8230	0.8230	0.8230	02.07.2020

**Subscription Rights Segment (No trades in the reported period)**

**Government Securities Segment (No trades in the reported period)**

**IPO Segment (No trades in the reported period)**

**Privatisation Segment (No trades in the reported period)**

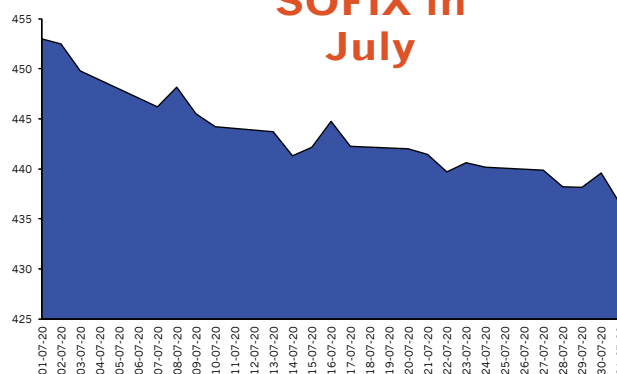
## Total trading statistics on a regulated market with indices components

Index	Volume Traded		Value Traded		Trades	
	Total volume (lots)	% of total volume	Total turnover (BGN)	% of total turnover	All trades #	% of all trades
SOFIX	1,338,539	16.73%	4,447,827.72	25.82%	1,312	49.66%
BGBX 40	7,219,707	90.25%	13,965,777.22	81.06%	2,401	90.88%
BG REIT	556,756	6.96%	1,591,481.32	9.24%	331	12.53%
BG TR30	7,218,568	90.23%	13,751,493.25	79.81%	2,044	77.37%
CGIX *	191,928	2.40%	451,422.77	2.62%	385	14.57%

## Market capitalisation of indices components

Index	Total (BGN)	% of total capitalization
SOFIX	2,579,942,437.05	31.34%
BGBX 40	6,074,145,834.74	73.79%
BG REIT	501,037,860.20	6.09%
BG TR30	4,931,005,956.78	59.90%
CGIX *	1,054,351,740.82	12.81%

## SOFIX in July



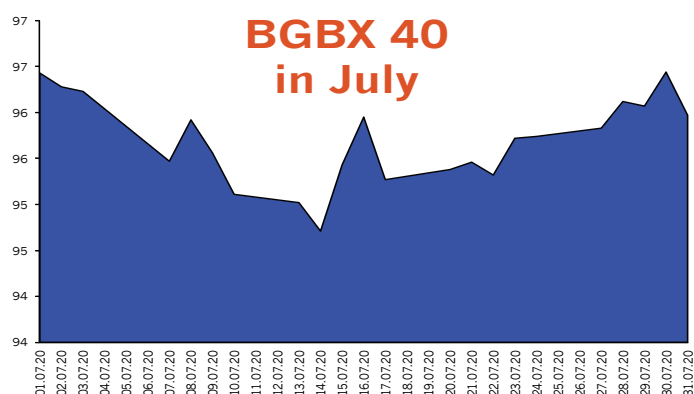
\* CGIX is an index of the National Corporate Governance Commission, which is just computed and promoted by BSE as from September 19, 2011.

## SOFIX Components

Issuer	Min. price	Max. price	Volume (lots)	Trades	Turnover (BGN)
Advance Terrafund REIT-Sofia	1.8000	1.8800	118,977	176	217,740.91
Albena AD-Albena	26.4000	29.2000	519	21	14,193.20
Gradus AD-Stara Zagora	1.4300	1.4900	31,138	46	45,860.24
Doverie United Holding PLC-Sofia	3.0000	3.2200	22,013	68	67,664.40
Elana Agrocredit AD-Sofia	0.9750	1.0100	505,919	131	499,082.05
Industrial Holding Bulgaria PLC-Sofia	0.7600	0.7600	15,085	7	11,464.60
Monbat AD-Sofia	2.9600	3.1400	28,493	91	86,709.88
M+S Hydraulic AD-Kazanlak	5.9000	6.3500	1,377	11	8,637.10
Sopharma AD-Sofia	2.9400	3.2000	62,978	123	188,556.51
Stara Planina Hold AD-Sofia	4.5000	4.9000	2,928	26	13,331.48
CB First Investment Bank AD-Sofia	2.1400	2.7800	195,818	276	492,700.74
CB Central Cooperative Bank AD-Sofia	0.9800	1.0400	46,420	61	46,528.57
Bulgarian Real Estate Fund REIT-Sofia	1.7500	1.8200	180,033	120	323,489.45
Chimimport AD-Sofia	0.9850	1.0400	66,182	95	66,327.80
Holding Varna AD-Varna	37.2000	39.6000	60,659	60	2,365,540.80

## BGBX 40 Components

Issuer	Min. price	Max. price	Volume (lots)	Trades	Turnover (BGN)
Agria Group Holding AD-Varna	4.4600	4.8400	13,256	30	60,432.58
Advance Terrafund REIT-Sofia	1.8000	1.8800	118,977	176	217,740.91
Aktiv Properties REIT-Plovdiv	6.9000	7.6500	3,240	14	22,555.00
Albena AD-Albena	26.4000	29.2000	519	21	14,193.20
Alcomet AD-Shumen	5.1500	5.8500	3,516	33	19,197.95
Allterco AD-Sofia	3.6400	3.8800	11,673	51	43,981.70
Bulgarian Stock Exchange-Sofia	4.3000	4.6000	16,227	30	70,739.28
Velgraf Asset Management AD-Sofia	4.0000	6.0000	40,720	8	165,342.00
Gradus AD-Stara Zagora	1.4300	1.4900	31,138	46	45,860.24
Doverie United Holding PLC-Sofia	3.0000	3.2200	22,013	68	67,664.40
Eurohold Bulgaria AD-Sofia	1.2500	1.3500	5,154,876	39	6,717,180.31
Elana Agrocredit AD-Sofia	0.9750	1.0100	505,919	131	499,082.05
Zarneni Hrani Bulgaria AD-Sofia	0.1330	0.1500	55,519	13	7,974.44
Industrial Capital Holding AD-Sofia	1.5000	2.0200	28,151	78	51,064.75
Industrial Holding Bulgaria PLC-Sofia	0.7600	0.7600	15,085	7	11,464.60
Odessos Shiprepair Yard AD-Varna	63.5000	74.0000	175	13	11,850.00
Korado Bulgaria AD-Strazhitsa	5.3000	5.6500	2,444	18	13,431.50
Monbat AD-Sofia	2.9600	3.1400	28,493	91	86,709.88
M+S Hydraulic AD-Kazanlak	5.9000	6.3500	1,377	11	8,637.10
Neochim AD-Dimitrovgrad	27.6000	33.6000	2,570	46	74,846.40
Rodna Zemya Holding AD-Dobrich	2.2000	2.5000	152,120	33	359,554.00
Synergon Holding AD-Sofia	0.7000	0.9450	10,059	21	7,967.14
Sirma Group Holding JSC-Sofia	0.3960	0.4160	36,349	29	14,740.76
Sopharma AD-Sofia	2.9400	3.2000	62,978	123	188,556.51
Sopharma Properties REIT-Sofia	5.4000	5.6000	38,021	74	210,853.65
Sopharma Trading AD-Sofia	5.3000	5.5500	7,784	61	42,521.30
Sofia Commerce-Pawn Brokerage AD-Sofia	5.8000	6.3500	76,397	55	459,084.40
Speedy AD-Sofia	50.0000	58.0000	2,008	90	105,015.00
Stara Planina Hold AD-Sofia	4.5000	4.9000	2,928	26	13,331.48
CB First Investment Bank AD-Sofia	2.1400	2.7800	195,818	276	492,700.74
CB Central Cooperative Bank AD-Sofia	0.9800	1.0400	46,420	61	46,528.57
Trace Group Hold AD-Sofia	3.5800	4.0600	141,663	239	557,263.76
Bulgarian Real Estate Fund REIT-Sofia	1.7500	1.8200	180,033	120	323,489.45
Hydraulic Elements and Systems AD-Yambol	3.5200	3.7000	6,221	14	21,967.20
Chimimport AD-Sofia	0.9850	1.0400	66,182	95	66,327.80
Holding Varna AD-Varna	37.2000	39.6000	60,659	60	2,365,540.80
Holding Sveta Sofia AD-Sofia	3.4000	3.9000	72,205	33	281,230.65
Tchaikapharma High Quality Medicines AD-Sofia	12.4000	12.6000	5,186	39	64,949.90
CEZ Distribution Bulgaria AD-Sofia	190.0000	216.0000	672	25	133,714.00
Yuri Gagarin PLC-Plovdiv	4.2400	4.2400	116	3	491.84

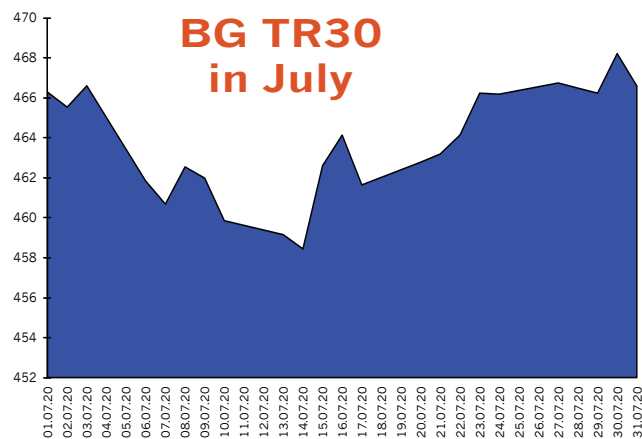
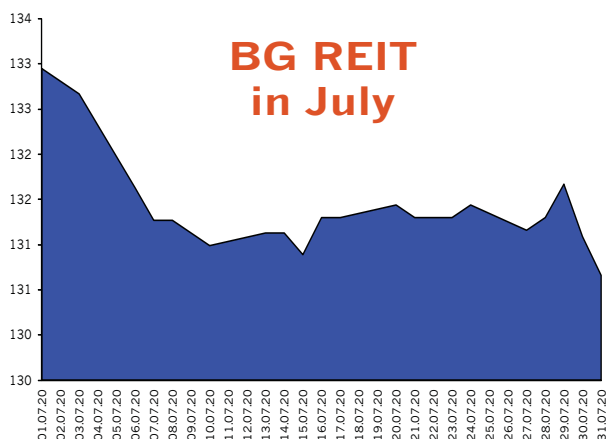


## BG REIT Components

Issuer	Min. price	Max. price	Volume (lots)	Trades	Turnover (BGN)
Advance Terrafund REIT-Sofia	1.8000	1.8800	118,977	176	217,740.91
Aktiv Properties REIT-Plovdiv	6.9000	7.6500	3,240	14	22,555.00
Balkan and Sea Properties REIT-Varna	17.3000	17.4000	50	2	867.00
Roi Property Fund REIT-Sofia	6.3000	6.3000	23,880	8	150,444.00
Super Borovetz Property Fund REIT-Varna	2.5000	2.5600	224,256	8	570,492.96
Bulgarian Real Estate Fund REIT-Sofia	1.7500	1.8200	180,033	120	323,489.45
CCB Real Estate Fund REIT-Sofia	48.4000	48.6000	6,320	3	305,892.00

## BG TR30 Components

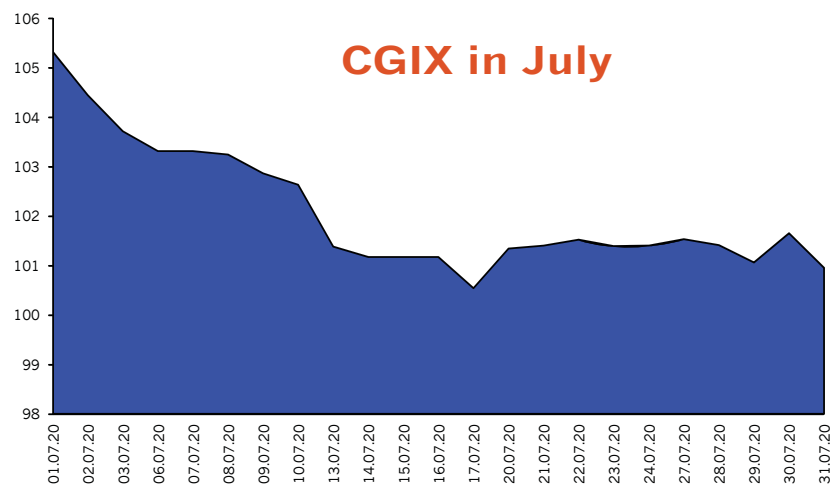
Issuer	Min. price	Max. price	Volume (lots)	Trades	Turnover (BGN)
Advance Terrafund REIT-Sofia	1.8000	1.8800	118,977	176	217,740.91
Aktiv Properties REIT-Plovdiv	6.9000	7.6500	3,240	14	22,555.00
Albena AD-Albena	26.4000	29.2000	519	21	14,193.20
Balkan and Sea Properties REIT-Varna	17.3000	17.4000	50	2	867.00
Velgraf Asset Management AD-Sofia	4.0000	6.0000	40,720	8	165,342.00
Gradus AD-Stara Zagora	1.4300	1.4900	31,138	46	45,860.24
Doverie United Holding PLC-Sofia	3.0000	3.2200	22,013	68	67,664.40
Eurohold Bulgaria AD-Sofia	1.2500	1.3500	5,154,876	39	6,717,180.31
Elana Agrocredit AD-Sofia	0.9750	1.0100	505,919	131	499,082.05
Galata Investment Company AD-Varna	1.9400	1.9800	268,050	14	527,699.00
Industrial Capital Holding AD-Sofia	1.5000	2.0200	28,151	78	51,064.75
Industrial Holding Bulgaria PLC-Sofia	0.7600	0.7600	15,085	7	11,464.60
Capital Management SPV-Sofia	64.0000	65.0000	5,690	20	364,180.00
M+S Hydraulic AD-Kazanlak	5.9000	6.3500	1,377	11	8,637.10
Monbat AD-Sofia	2.9600	3.1400	28,493	91	86,709.88
Rodna Zemya Holding AD-Dobrich	2.2000	2.5000	152,120	33	359,554.00
Sirma Group Holding JSC-Sofia	0.3960	0.4160	36,349	29	14,740.76
Sopharma AD-Sofia	2.9400	3.2000	62,978	123	188,556.51
Sopharma Properties REIT-Sofia	5.4000	5.6000	38,021	74	210,853.65
Sopharma Trading AD-Sofia	5.3000	5.5500	7,784	61	42,521.30
Speedy AD-Sofia	50.0000	58.0000	2,008	90	105,015.00
Stara Planina Hold AD-Sofia	4.5000	4.9000	2,928	26	13,331.48
CB First Investment Bank AD-Sofia	2.1400	2.7800	195,818	276	492,700.74
CB Central Cooperative Bank AD-Sofia	0.9800	1.0400	46,420	61	46,528.57
Trace Group Hold AD-Sofia	3.5800	4.0600	141,663	239	557,263.76
Bulgarian Real Estate Fund REIT-Sofia	1.7500	1.8200	180,033	120	323,489.45
Chimimport AD-Sofia	0.9850	1.0400	66,182	95	66,327.80
Himsnab Bulgaria AD-Sofia	49.0000	49.0000	635	6	31,115.00
Holding Varna AD-Varna	37.2000	39.6000	60,659	60	2,365,540.80
CEZ Distribution Bulgaria AD-Sofia	190.0000	216.0000	672	25	133,714.00



## Corporate Governance Index CGIX

### CGIX Components

Issuer	Min. price	Max. price	Volume (lots)	Trades	Turnover (BGN)
Albena AD-Albena	26.4000	29.2000	519	21	14,193.20
Bulgarian Stock Exchange-Sofia	4.3000	4.6000	16,227	30	70,739.28
Industrial Holding Bulgaria PLC-Sofia	0.7600	0.7600	15,085	7	11,464.60
Korado Bulgaria AD-Strazhitsa	5.3000	5.6500	2,444	18	13,431.50
Monbat AD-Sofia	2.9600	3.1400	28,493	91	86,709.88
Sopharma AD-Sofia	2.9400	3.2000	62,978	123	188,556.51
Chimimport AD-Sofia	0.9850	1.0400	66,182	95	66,327.80



*CGIX is the index of the companies enjoying good corporate governance as selected by the National Corporate Governance Commission.*

*The starting date of calculation of the CGIX is September 19, 2011.*

*CGIX is an index of the National Corporate Governance Commission but is currently computed and promoted by BSE.*

*The Rules on calculating the Corporate Governance Index (CGIX) are available in Bulgarian at [http://download.bse-sofia.bg/others/CGIX\\_Index\\_Rules\\_BG.pdf](http://download.bse-sofia.bg/others/CGIX_Index_Rules_BG.pdf)*

## Premium Equities Segment\* (based on non-consolidated reports\*\*)

Issue	Issuer	P / E	P / S	P / B	P / EBIT	ROA	EBIT / Total Asts.	ROE	EBIT / Equity	Current Ratio	Debt / Equity	Assets Turnover
4CF	CB Central Cooperative Bank AD-Sofia	3.49	0.71	0.22		0.01		0.06			0.91	
5F4	CB First Investment Bank AD-Sofia	2.00	0.58	0.25		0.01		0.13			0.91	
6C4	Chimimport AD-Sofia	6.56	4.12	0.19	5.56	0.02	0.03	0.03	0.03	2.58	0.17	0.04
4KX	Korado Bulgaria AD-Strazhitsa	21.20	1.88	3.53	14.60	0.12	0.13	0.16	0.18	3.90	0.28	1.30
5MB	Monbat AD-Sofia	16.56	0.41	0.71	6.11	0.02	0.03	0.04	0.08	1.40	0.55	0.79
SKK	Sirma Group Holding JSC-Sofia	12.67	4.44	0.33	7.83	0.02	0.02	0.03	0.03	1.16	0.22	0.06
3JR	Sopharma AD-Sofia	10.30	1.48	0.70	6.13	0.05	0.06	0.07	0.08	1.46	0.24	0.37

## Premium Equities Segment\* (based on consolidated reports\*\*)

Issue	Issuer	P / E	P / S	P / B	P / EBIT	ROA	EBIT / Total Asts.	ROE	EBIT / Equity	Current Ratio	Debt / Equity	Assets Turnover
4CF	CB Central Cooperative Bank AD-Sofia	3.39	0.65	0.22		0.01		0.07			0.91	
5F4	CB First Investment Bank AD-Sofia	1.97	0.55	0.25		0.01		0.13			0.91	
6C4	Chimimport AD-Sofia	3.20	0.02	0.16	1.01	0.01	0.01	0.05	0.08	1.13	0.83	1.57
5MB	Monbat AD-Sofia	8.86	0.35	0.55	3.30	0.03	0.04	0.06	0.08	1.53	0.53	0.73
SKK	Sirma Group Holding JSC-Sofia	6.19	0.40	0.27	2.39	0.03	0.04	0.04	0.05	0.90	0.27	0.41
3JR	Sopharma AD-Sofia	4.52	0.27	0.66	2.74	0.07	0.08	0.16	0.17	1.14	0.52	1.18

## Standard Equities Segment\* (based on non-consolidated reports\*\*)

Issue	Issuer	P / E	P / S	P / B	P / EBIT	ROA	EBIT / Total Asts.	ROE	EBIT / Equity	Current Ratio	Debt / Equity	Assets Turnover
94G	235 Holdings AD-Sofia			23.19						1.57	0.02	
A72	Agria Group Holding AD-Varna	38.77	7.72	0.56	11.75	0.01	0.02	0.01	0.04	0.87	0.56	0.03
6AB	Albena AD-Albena	6.69	1.17	0.23	2.93	0.03	0.03	0.04	0.04	0.47	0.21	0.16
6AM	Alcomet AD-Shumen	31.65	0.28	0.45	4.86	0.01	0.01	0.01	0.02	1.25	0.41	0.92
A4L	Allterco AD-Sofia	12.90	5.96	2.87	11.95	0.18	0.20	0.22	0.24	7.50	0.17	0.40
A00	BG Agro AD-Varna	332.81	59.95	1.00	296.26					0.47	0.01	0.02
5BP	Billboard AD-Sofia	9.21	0.44	0.19	2.04	0.01	0.03	0.02	0.04	1.72	0.37	0.28
5BR	Bulgarian River Shipping AD-Ruse	7.91	1.36	0.23	4.08	0.02	0.03	0.03	0.04	0.58	0.18	0.14
BSO	Bulgarian Stock Exchange-Sofia	43.66	7.30	2.37	35.66	0.06	0.05	0.06	0.06	10.02	0.05	0.33
5BN	CB Bulgarian American Credit Bank AD-Sofia	11.69	3.18	0.83		0.01		0.07			0.87	
5CP	CB Texim Bank AD-Sofia	60.86	4.94	2.05				0.03			0.90	
3CZ	CEZ Distribution Bulgaria AD-Sofia	12.80	1.14	0.66	3.48	0.04	0.04	0.05	0.06	0.71	0.33	0.40
1CZ	CEZ Electro Bulgaria AD-Sofia	5.19	0.16	0.63	4.46	0.07	0.08	0.13	0.15	2.47	0.41	2.27
5DOV	Doverie United Holding PLC-Sofia	14.43	7.69	1.47	11.87	0.05	0.06	0.11	0.13	0.72	0.60	0.10
0EA	Elana Agrocredit AD-Sofia	12.55	7.71	0.87	9.77	0.05	0.06	0.07	0.09	4.12	0.35	0.08
11C	Eleven Capital AD-Sofia											
52E	Elhim Iskra AD-Pazardzhik		0.55	0.44	15.10					11.65	0.11	0.71
57E	EMKA AD-Sevlievo	13.46	0.47	1.05	7.44	0.07	0.08	0.08	0.09	5.63	0.14	1.99
5EO	Etropal AD-Etropole	3194.44	4.27	5.65	35.80		0.02		0.05	0.90	0.63	0.50
4EH	Eurohold Bulgaria AD-Sofia		25.95	0.81	47.77					0.02	0.46	0.02
4F6	Fazerles AD-Silistra		0.63	0.45	12.51					13.98	0.07	0.67
4F8	Formoplast AD-Kardzhali		14.73	2.51						3.21	0.06	0.36
GTH	Galata Investment Company AD-Varna	8314.23	768.95	1.73	4926.95					4.23	0.01	
GR6	Gradus AD-Stara Zagora	30.28	28.62	1.12	30.34	0.04	0.04	0.04	0.04	9.47	0.02	0.04
58E	Himsnab Bulgaria AD-Sofia	77.77	111.75	1.41	68.64	0.01	0.02	0.02	0.02	3.00	0.21	0.01
6N3	Holding Nov Vek AD-Sofia	33.31	15.06	1.72	19.08	0.02	0.04	0.06	0.10	4.52	0.47	0.05
4HS	Holding Sveta Sofia AD-Sofia	26.38	8.09	1.03	12.67	0.02	0.03	0.04	0.08	1.48	0.66	0.05
5V2	Holding Varna AD-Varna	145.37	34.19	1.32	48.05	0.01	0.02	0.01	0.02	2.67	0.23	0.03
4HE	Hydraulic Elements and Systems AD-Yambol	17.68	1.20	1.73	8.80	0.08	0.09	0.10	0.11	2.14	0.21	1.14

\* Ratios are calculated on the base of the last weighted-average price as of the end of the month

\*\* Financial reports data (ttm)

Methodology for Calculation of Financial Ratios is available at [http://download.bse-sofia.bg/pdf/methodology\\_en.pdf](http://download.bse-sofia.bg/pdf/methodology_en.pdf)

# Financial Ratios

July  
2020

Issue	Issuer	P / E	P / S	P / B	P / EBIT	ROA	EBIT / Total Asts.	ROE	EBIT / Equity	Current Ratio	Debt / Equity	Assets Turnover
4I8	Industrial Capital Holding AD-Sofia	24.22	10.78	1.16	23.41	0.05	0.05	0.05	0.05	11.91	0.04	0.11
4ID	Industrial Holding Bulgaria PLC-Sofia	5.18	4.77	0.29	5.02	0.06	0.06	0.06	0.06	0.77	0.05	0.06
6R1	Industry Development Holding JSC-Sofia	7.84	4.04	0.95	4.44	0.05	0.09	0.13	0.23	3.12	0.58	0.10
4IN	Investor.BG AD-Sofia	234.44	8.26	2.09	137.07	0.01	0.01	0.01	0.01	2.02	0.16	0.21
4L4	Lavena AD-Shumen	21.62	1.89	1.65	11.50	0.05	0.06	0.08	0.10	3.94	0.33	0.60
5MH	M+S Hydraulic AD-Kazanlak	22.61	2.43	3.35	12.49	0.11	0.13	0.14	0.16	1.85	0.25	1.05
178B	Neo London Capital PLC-Sofia	6.77		0.92	3.72	0.06	0.11	0.14	0.26	10.24	0.59	
3NB	Neochim AD-Dimitrovgrad		0.33	0.98						1.40	0.30	1.90
5ODE	Odessos Shiprepair Yard AD-Varna	6.76	0.93	0.63	4.75	0.09	0.09	0.10	0.10	2.62	0.10	0.63
4O1	Oil and Gas Exploration and Production AD-Sofia	20.51	2.62	0.71	7.37	0.03	0.03	0.03	0.04	2.11	0.23	0.21
5PET	Petrol AD-Sofia		0.01	0.55	7.45					1.34	0.89	4.21
P2B	Port Flot-Burgas AD-Burgas											
RGL	Regala Invest AD-Varna			2.24						1.85	0.15	
6R2	Rodna Zemya Holding AD-Dobrich	1137.26	11.34	1.65	34.77		0.02		0.04	2.36	0.43	0.06
6S4	Severcoop Gamza Holding AD-Sofia	38.93	6.29	0.88	9.87	0.01	0.04	0.02	0.09	2.21	0.62	0.06
6S5	Sila Holding AD-Sofia	98.46	35.82	1.52	50.31	0.01	0.02	0.02	0.03	4.09	0.35	0.03
6SOA	Sofia Commerce-Pawn Brokerage AD-Sofia	11.36	2.27	1.32	8.25	0.10	0.12	0.12	0.13	6.16	0.16	0.52
SO5	Sopharma Trading AD-Sofia	8.97	0.22	1.76	5.60	0.05	0.06	0.22	0.28	1.11	0.76	2.03
OSP	Speedy AD-Sofia	17.29	1.99	4.47	8.64	0.13	0.15	0.29	0.36	0.91	0.54	1.10
3NJ	SS Konstantine And Elena Holding AD	19.44	4.90	1.12	11.24	0.03	0.05	0.06	0.09	1.54	0.46	0.13
5SR	Stara Planina Hold AD-Sofia	20.05	15.48	2.45	20.05	0.10	0.10	0.12	0.12	0.89	0.22	0.13
6S7	Synergon Holding AD-Sofia	0.86	0.53	0.12	0.85	0.11	0.12	0.16	0.16	1.87	0.13	0.18
EHN	Synthetica AD-Sofia		107.57	8.28						0.69	0.76	0.02
7TH	Tchaikapharma High Quality Medicines AD	2030.63	27.38	10.33	225.67		0.01	0.01	0.01	5.36	0.16	0.32
TBS	Telelink Business Services Group AD-Sofia											
3TV	Toplivo AD-Sofia		0.06	0.13						2.08	0.39	1.24
T57	Trace Group Hold AD-Sofia	8.42	0.61	0.78	5.98	0.07	0.08	0.10	0.12	2.15	0.30	0.91
1VX	Velgraf Asset Management AD-Sofia	404.71	36.74	2.42	69.91		0.01	0.01	0.02	1.88	0.26	0.05
4PX	Yuri Gagarin PLC-Plovdiv	2.10	0.04	0.05	0.42	0.01	0.03	0.02	0.04	2.00	0.44	0.75
T43	Zarneni Hrani Bulgaria AD-Sofia	8.05	3.76	0.10	5.63	0.01	0.01	0.01	0.02	0.96	0.17	0.02
3ZL	Zlatni Pyasatsi AD-Varna		1.03	0.11	42.75					4.75	0.05	0.10

## Standard Equities Segment\* (based on consolidated reports\*\*)

Issue	Issuer	P / E	P / S	P / B	P / EBIT	ROA	EBIT / Total Asts.	ROE	EBIT / Equity	Current Ratio	Debt / Equity	Assets Turnover
94G	235 Holdings AD-Sofia		87.94	24.02						74.19	0.01	0.26
A72	Agria Group Holding AD-Varna	2.46	0.09	0.20	1.08	0.04	0.05	0.08	0.12	1.19	0.60	0.91
6AB	Albena AD-Albena	13.05	0.90	0.24	3.05	0.01	0.02	0.02	0.03	0.53	0.26	0.19
6AM	Alcomet AD-Shumen	23.40	0.28	0.45	4.57	0.01	0.02	0.02	0.03	1.21	0.45	0.92
A4L	Allterco AD-Sofia	7.08	1.45	1.78	5.66	0.20	0.23	0.26	0.30	3.94	0.20	0.96
A00	BG Agro AD-Varna	27.35	0.45	0.73	4.46	0.01	0.02	0.03	0.04	0.96	0.49	0.92
5BP	Billboard AD-Sofia	6.57	0.10	0.18	0.91	0.01	0.04	0.03	0.08	0.90	0.51	0.73
5BR	Bulgarian River Shipping AD-Ruse	78.49	0.87	0.23	4.95		0.01		0.01	1.03	0.16	0.21
BSO	Bulgarian Stock Exchange-Sofia	10.97	2.71	1.45	7.82	0.03	0.03	0.16	0.18	1.16	0.81	0.11
5BN	CB Bulgarian American Credit Bank AD-Sofia	11.38	3.13	0.82		0.01		0.07			0.87	
5CP	CB Texim Bank AD-Sofia	60.86	4.80	2.04				0.03			0.90	
3CZ	CEZ Distribution Bulgaria AD-Sofia	11.75	1.11	0.65	3.27	0.04	0.05	0.06	0.07	0.72	0.33	0.40
5DOV	Doverie United Holding PLC-Sofia	0.33	0.15	0.23	0.27	0.17	0.19	1.20	1.04	0.94	0.84	0.38
5EO	Etropal AD-Etropole	1,026.79	4.22	5.50	34.51		0.02	0.01	0.06	0.93	0.63	0.50
4EH	Eurohold Bulgaria AD-Sofia		0.16	1.63	5.75		0.02		0.12	1.08	0.87	1.11

\* Ratios are calculated on the base of the last weighted-average price as of the end of the month

\*\* Financial reports data (ttm)

Methodology for Calculation of Financial Ratios is available at [http://download.bse-sofia.bg/pdf/methodology\\_en.pdf](http://download.bse-sofia.bg/pdf/methodology_en.pdf)



# Financial Ratios

July  
2020

Issue	Issuer	P / E	P / S	P / B	P / EBIT	ROA	EBIT / Total Asts.	ROE	EBIT / Equity	Current Ratio	Debt / Equity	Assets Turnover
GR6	Gradus AD-Stara Zagora	17.33	2.17	1.08	11.71	0.06	0.06	0.06	0.07	5.91	0.09	0.44
58E	Himnab Bulgaria AD-Sofia	30.50	4.28	1.07	16.50	0.02	0.03	0.04	0.05	2.04	0.36	0.14
6N3	Holding Nov Vek AD-Sofia	8.70	1.69	2.11	5.69	0.07	0.09	0.29	0.38	2.83	0.67	0.36
4HS	Holding Sveta Sofia AD-Sofia	23.91	2.58	1.04	5.44	0.01	0.04	0.04	0.18	1.22	0.76	0.10
5V2	Holding Varna AD-Varna	100.47	3.00	1.34	16.19	0.01	0.02	0.01	0.04	1.32	0.51	0.18
4I8	Industrial Capital Holding AD-Sofia	14.62	0.14	0.55	1.13	0.01	0.09	0.04	0.11	3.99	0.15	1.25
4ID	Industrial Holding Bulgaria PLC-Sofia	88.95	0.70	0.25	4.13		0.01		0.02	1.21	0.19	0.28
6R1	Industry Development Holding JSC-Sofia	4.96	2.25	0.68	2.65	0.04	0.08	0.15	0.24	2.72	0.63	0.09
4IN	Investor.BG AD-Sofia		4.31	3.08						1.10	0.51	0.32
4L4	Lavena AD-Shumen	23.13	1.89	1.66	11.37	0.05	0.06	0.07	0.09	3.66	0.34	0.61
5MH	M+S Hydraulic AD-Kazanlak	19.68	2.27	3.10	11.34	0.13	0.15	0.17	0.18	2.78	0.18	1.16
3NB	Neochim AD-Dimitrograd		0.33	0.97						1.44	0.29	1.90
4O1	Oil and Gas Exploration and Production AD-Sofia	19.21	1.92	0.79	6.82	0.03	0.04	0.04	0.05	2.72	0.24	0.30
5PET	Petrol AD-Sofia		0.01	0.53	3.00					1.23	0.90	3.89
6R2	Rodna Zemya Holding AD-Dobrich	56.11	0.65	1.48	12.58	0.01	0.03	0.02	0.07	1.52	0.62	0.71
6S4	Severcoop Gamza Holding AD-Sofia	33.10	1.68	0.85	4.60	0.01	0.04	0.03	0.17	2.30	0.77	0.13
6S5	Sila Holding AD-Sofia			1.49	7.26					1.87	0.61	
6SOA	Sofia Commerce-Pawn Brokerage AD-Sofia	7.04	2.12	1.23	6.12	0.16	0.18	0.19	0.21	11.58	0.12	0.54
SO5	Sopharma Trading AD-Sofia	17.02	0.18	2.32	5.64	0.02	0.03	0.15	0.23	1.07	0.85	2.13
OSP	Speedy AD-Sofia	15.90	1.30	4.79	6.45	0.12	0.15	0.35	0.44	0.98	0.63	1.45
3NJ	SS Konstantine And Elena Holding AD-Varna	55.87	1.44	1.27	6.32	0.01	0.03	0.02	0.09	0.59	0.68	0.22
5SR	Stara Planina Hold AD-Sofia	14.91	0.44	0.93	2.87	0.03	0.08	0.06	0.10	3.01	0.17	0.95
6S7	Synergon Holding AD-Sofia	16.31	0.05	0.08	1.65					1.42	0.25	1.07
EHN	Synthetica AD-Sofia		7.56	7.70						0.66	0.74	0.23
3TV	Toplivo AD-Sofia		0.06	0.13	31.17					2.07	0.40	1.24
T57	Trace Group Hold AD-Sofia	5.35	0.31	0.79	3.42	0.08	0.10	0.16	0.20	1.49	0.49	1.33
1VX	Velgraf Asset Management AD-Sofia	432.86	50.39	2.42	68.11		0.01	0.01	0.02	1.87	0.27	0.03
4PX	Yuri Gagarin PLC-Plovdiv	1.93	0.03	0.05	0.39	0.02	0.03	0.03	0.04	2.02	0.45	0.88
T43	Zarneni Hrani Bulgaria AD-Sofia	6.23	0.30	0.11	1.41	0.01	0.03	0.02	0.03	1.68	0.24	0.22
3ZL	Zlatni Pyasatsi AD-Varna		0.44	0.12	18.99					7.77	0.05	0.24

## SPVs Segment\* (based on non-consolidated reports\*\*)

Issue	Issuer	P / E	P / S	P / B	P / EBIT	ROA	EBIT / Total Asts.	ROE	EBIT / Equity	Current Ratio	Debt / Equity	Assets Turnover
6A6	Advance Terrafund REIT-Sofia	52.34	6.26	0.64	52.34	0.01	0.01	0.01	0.01	2.57	0.05	0.10
5AX	Aktiv Properties REIT-Plovdiv	15.95	1.10	0.68	15.64	0.04	0.04	0.04	0.04	14.60	0.01	0.55
5H4	Balkan and Sea Properties REIT-Varna	205.62	43.45	2.26	47.76	0.01	0.02	0.01	0.04	6.64	0.43	0.03
BPY	Bravo Property Fund REIT-Sofia	9.18	5.91	1.01	7.09	0.06	0.08	0.12	0.15	4.93	0.44	0.10
5BU	Bulgarian Real Estate Fund REIT-Sofia	11.98	7.08	0.57	11.33	0.04	0.05	0.05	0.05	3.54	0.11	0.07
9BH	Bulgarian Receivables Fund SPE-Sofia	24.68		1.04	24.29	0.02	0.02	0.04	0.04		0.68	
5BD	Bulland Investments REIT-Sofia	58.61	3.45	0.95	22.62	0.01	0.03	0.02	0.04	4.75	0.36	0.20
5CQ	Capital Management SPV-Sofia	9.73		1.60	8.58	0.09	0.10	0.18	0.20	3.86	0.42	
CRF	Compass Receivables Fund SPV-Sofia											
5EX	Exclusive Property REIT-Sofia	9.74	5.97	0.76	6.67	0.04	0.06	0.08	0.11	0.18	0.46	0.07
E7P	Expat Beta REIT-Sofia	228.08	14.18	0.95	228.08					0.17	0.20	0.05
6F3	FairPlay Properties REIT-Sofia	30.53	1.40	0.18	13.43		0.01	0.01	0.01	4.11	0.13	0.11
FAW	Finance Assistance Management SPV											
RPR	Roi Property Fund REIT-Sofia	74.38	14.40	1.70	18.16	0.01	0.03	0.02	0.08	0.46	0.65	0.04
6S6	Sopharma Properties REIT-Sofia	16.61	10.18	1.89	15.96	0.08	0.09	0.12	0.12	0.19	0.27	0.14
6SB	Super Borovetz Property Fund REIT-Varna	33.22	7.72	1.35	14.34	0.02	0.04	0.04	0.10	3.55	0.52	0.07

\* Ratios are calculated on the base of the last weighted-average price as of the end of the month

\*\* Financial reports data (ttm)

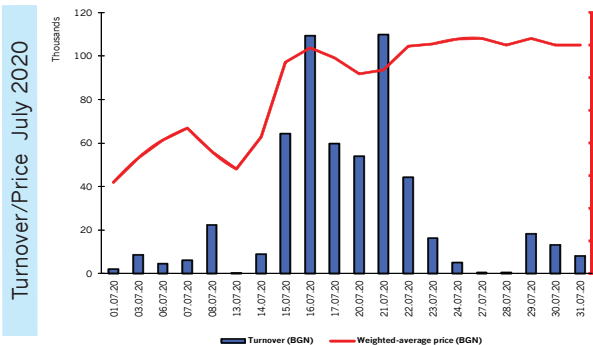
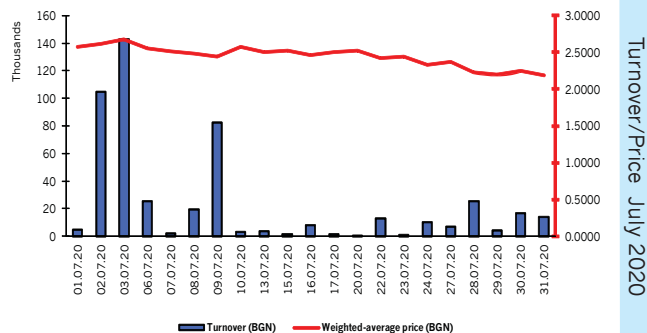
Methodology for Calculation of Financial Ratios is available at [http://download.bse-sofia.bg/pdf/methodology\\_en.pdf](http://download.bse-sofia.bg/pdf/methodology_en.pdf)

# Top 5 Stocks by Trades

July 2020

## First Investment Bank

BSE code of the issue	5F4
Volume of the issue (common shares)	110,000,000
Nominal value (BGN per share)	1.00
Last gross dividend 2019 (BGN per share)	0.00
Trading on regulated market as from the beginning of the year	
Volume in lots	2,771,609
Value in BGN	6,965,290.21
Trades	3,268

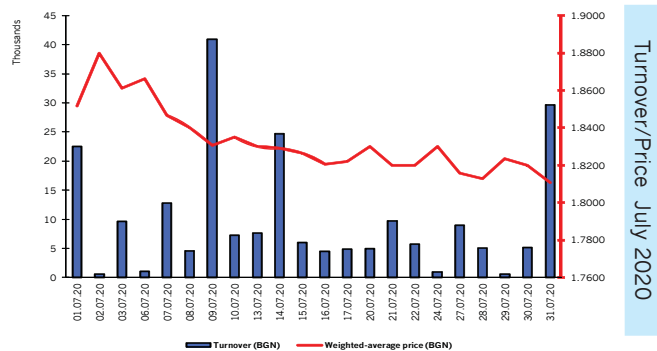


## Trace Group Hold

BSE code of the issue	T57
Volume of the issue (common shares)	24,200,000
Nominal value (BGN per share)	1.00
Last gross dividend 2019 (BGN per share)	0.00
Trading on regulated market as from the beginning of the year	
Volume in lots	606,724
Value in BGN	1,972,931.18
Trades	1,384

## Advance Terrafund REIT

BSE code of the issue	6A6
Volume of the issue (common shares)	85,110,091
Nominal value (BGN per share)	1.00
Last gross dividend 2018 (BGN per share)	0.0470
Trading on regulated market as from the beginning of the year	
Volume in lots	2,484,253
Value in BGN	4,278,997.43
Trades	2,025

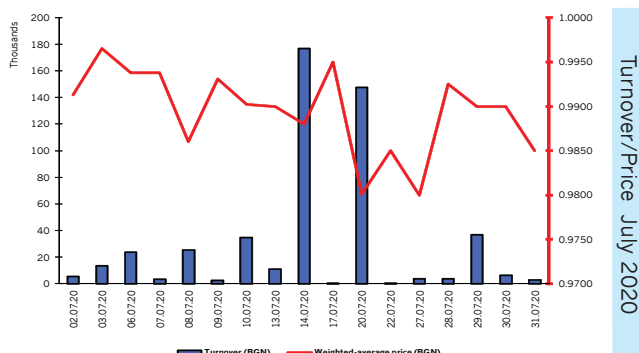


# Top 5 Stocks by Trades

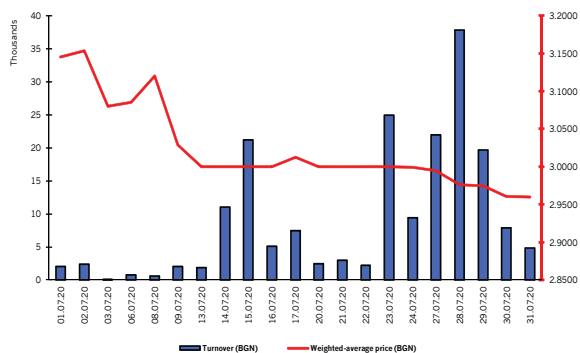
July 2020

## Elana Agrocredit

BSE code of the issue	OEA
Volume of the issue (common shares)	36,629,925
Nominal value (BGN per share)	1.00
Last gross dividend 2019 (BGN per share)	0.0681
Trading on regulated market as from the beginning of the year	
Volume in lots	1,910,221
Value in BGN	2,011,215.74
Trades	792



Turnover/Price July 2020



## Sopharma

BSE code of the issue	3JR
Volume of the issue (common shares)	134,797,899
Nominal value (BGN per share)	1.00
Last 6-month gross dividend 2019 (BGN per share)	0.0700
Trading on regulated market as from the beginning of the year	
Volume in lots	2,509,488
Value in BGN	7,545,953.83
Trades	2,921