

July
2019

MONTHLY BULLETIN



БФБ

BULGARIAN STOCK EXCHANGE

1000 Sofia, 6 Tri ushi St.

Tel: (+359 2) 937 09 45; Fax: (+359 2) 937 09 46

<http://www.bse-sofia.bg>; e-mail: bse@bse-sofia.bg

General Statistics

July
2019

Capitalization of BSE Main Market		Change	
As of 31 July 2019			
Market Segment	Capitalization	June* 2019	July * 2018
Premium Equities Segment	1,824,263,914.82	-0.40%	-14.31%
Standard Equities Segment	6,276,303,544.48	-1.58%	5.56%
Special Purpose Vehicles Segment	660,454,414.89	0.64%	-0.46%
Total Capitalization of BSE Main Market	8,761,021,874.19	-1.17%	0.26%

* as of the end of the period

Issues admitted to trading on BSE Main Market			
Market Segment	Number of new issues	Number of delisted issues	Number of listed issues as of the end of the month
Premium Equities Segment	0	0	7
Standard Equities Segment	1	0	60
Special Purpose Vehicles Segment	0	0	13
Bonds Segment	0	0	68
Compensatory Instruments Segment	0	0	3
Exchange Traded Products Segment	0	0	13
Subscription Rights Segment	0	2	0
Initial Public Offering Segment	0	0	0
Government Securities Segment	0	0	17
TOTAL :	1	2	181

* as of the end of the period

BSE Indices

SOFIX

Value *	580.68
Monthly change	-1.21%
Annual change	-8.41%
P/E **	8.45
P/B **	1.03

BGBX 40

Value *	114.61
Monthly change	-1.48%
Annual change	-6.59%
P/E **	12.57
P/B **	1.45

BG TR30

Value *	511.13
Monthly change	-0.23%
Annual change	-2.73%
P/E **	19.62
P/B **	1.92

BG REIT

Value *	126.85
Monthly change	0.81%
Annual change	9.49%
P/E **	13.57
P/B **	1.10

* Values as of 31 July 2019

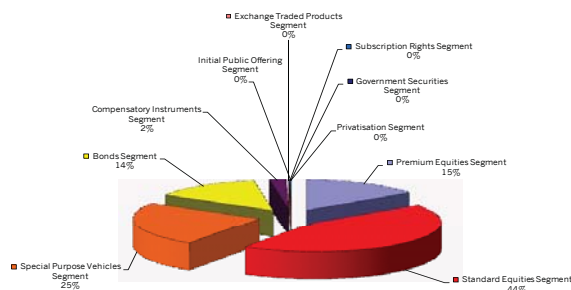
** P (prices) are weighted-average

** Financial reports data (ttm)

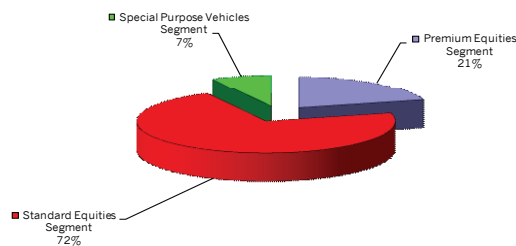
Monthly Trading by BSE Main Market Segments

Market Segment	July 2019			Change in turnover (%)	
	Trades	Turnover (BGN)	Volume (lots)	June 2019	July 2018
Premium Equities Segment	1,084	1,655,135	1,305,718	74.00%	-33.65%
Standard Equities Segment	1,390	4,831,768	2,277,849	-33.25%	-9.33%
Special Purpose Vehicles Segment	454	2,668,087	1,759,194	71.47%	31.46%
Bonds Segment	11	1,514,526	1,340	158.93%	101.83%
Compensatory Instruments Segment	94	236,700	469,840	8.65%	-72.59%
Exchange Traded Products Segment	30	10,384	35,997	-76.39%	-77.91%
Subscription Rights Segment	10	21,921	21,921,012	281.23%	-79.42%
Initial Public Offering Segment	0	0	0	n/a	n/a
Government Securities Segment	0	0	0	n/a	-100.00%
Privatisation Segment	0	0	0	n/a	n/a
TOTAL:	3,073	10,938,520	27,770,950	3.21%	-53.15%

Turnover by Segments of BSE Main Market



Capitalization by Segments of BSE Main Market



New issues admitted to trading on the BSE Main Market in July

Issue	Issuer	First Quotation Date	Trading Currency	Amount of the issue in the respective currency	Market Segment
5AF	Far AD-Sofia	01.07.2019	BGN	2,500,000	Standard Equities Segment

Daily-Average Trading by BSE Main Market Segments

Market Segment	July 2019			Change in turnover (%)	
	Trades	Turnover (BGN)	Volume (lots)	June 2019	July 2018
Premium Equities Segment	47	71,962	56,770	51.30%	-36.53%
Standard Equities Segment	60	210,077	99,037	-41.96%	-13.27%
Special Purpose Vehicles Segment	20	116,004	76,487	49.11%	25.74%
Bonds Segment	0	65,849	58	125.16%	93.06%
Compensatory Instruments Segment	4	10,291	20,428	-5.52%	-73.78%
Exchange Traded Products Segment	1	451	1,565	-79.47%	-78.87%
Subscription Rights Segment	0	953	953,087	231.51%	-80.32%
Initial Public Offering Segment	0	0	0	n/a	n/a
Government Securities Segment	0	0	0	n/a	-100.00%
Privatisation Segment	0	0	0	n/a	n/a
TOTAL:	134	475,588	1,207,433	-10.26%	-55.18%

Number of trading sessions in July

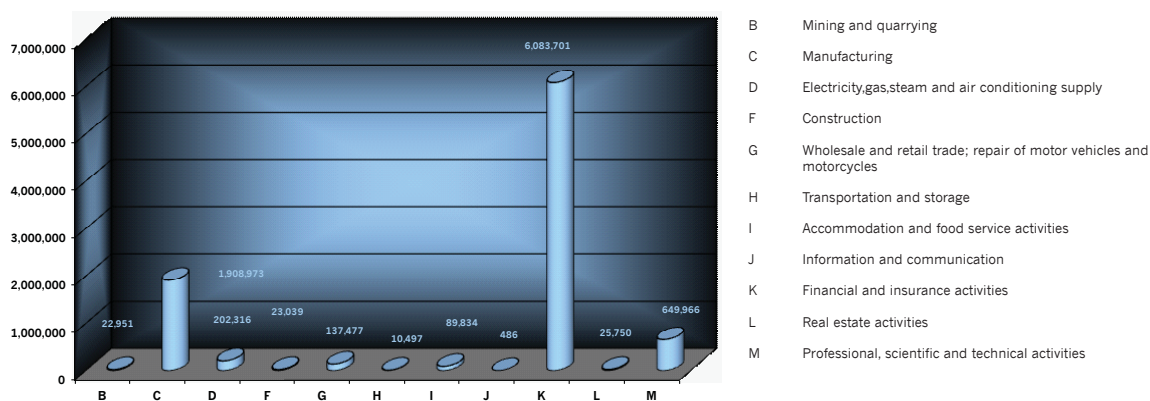
23

Monthly Average USD/BGN Exchange Rate

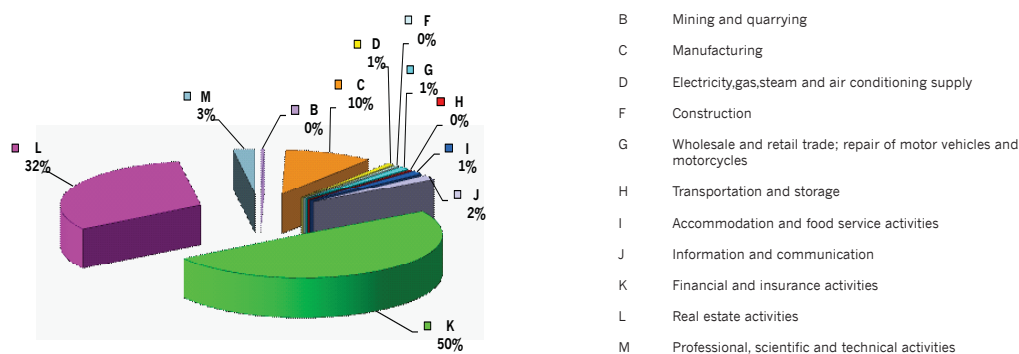
1.7419

Trading by Industries (according to NACE.BG-2008)		Trades	Volume (lots)	Turnover (BGN)
B	Mining and quarrying	7	3,431	22,950.65
C	Manufacturing	400	998,604	1,908,972.68
D	Electricity,gas,steam and air conditioning supply	68	673	202,316.00
F	Construction	35	8,414	23,038.74
G	Wholesale and retail trade; repair of motor vehicles and motorcycles	152	444,020	137,477.24
H	Transportation and storage	21	805	10,496.80
I	Accommodation and food service activities	97	2,165	89,834.00
J	Information and communication	1	30	486.00
K	Financial and insurance activities	1,856	3,022,323	6,083,700.86
L	Real estate activities	9	4,248	25,750.40
M	Professional, scientific and technical activities	282	858,048	649,966.02

Share of industries in the total turnover (BGN) on the BSE Main Market in July



Share of industries in the total turnover on the BSE Main Market in the last 365 days



TOP 5

Liquidity Ranking

Issuer	Trades	Volume (lots)	Turnover (BGN)
Sirma Group Holding JSC-Sofia	252	850,622	586,146.67
CB First Investment Bank AD-Sofia	244	75,273	230,853.64
Advance Terrafund REIT-Sofia	204	241,736	463,888.11
Chimimport AD-Sofia	187	163,946	285,832.76
Doverie United Holding PLC-Sofia	185	66,060	208,326.72

TOP 5

Members

Trades		Turnover (BGN)	
Inv. Intermediary "Karoll" AD	2,220	Inv. Intermediary "Euro - Finance" AD	4,999,267.80
Inv. Intermediary "Elana Trading" AD	999	Inv. Intermediary "Elana Trading" AD	4,627,606.38
Inv. Intermediary "BenchMark Finance" AD	735	Inv. Intermediary "Karoll" AD	2,637,535.20
Inv. Intermediary "First Financial Brokerage House" EOOD	607	Inv. Intermediary "Capman" AD	1,999,506.42
Inv. Intermediary "Capman" AD	330	Inv. Intermediary "Sofia International Securities" AD	1,508,088.49

TOP 30

Capitalization as of 31 July 2019

Issues of shares on the BSE Main Market

Issue	Issuer	Nominal (BGN)	Amount (Shares)	Closing price (BGN)	Capitalization (BGN)
7TH	Tchaikapharma High Quality Medicines AD-Sofia	1.00	82,200,000	9.7500	801,450,000.00
3JR	Sopharma AD-Sofia	1.00	134,797,899	3.2700	440,789,129.73
3CZ	CEZ Distribution Bulgaria AD-Sofia	1.00	1,928,000	226.0000	435,728,000.00
6C4	Chimimport AD-Sofia	1.00	239,646,267	1.7850	427,768,586.60
GR6	Gradus AD-Stara Zagora	1.00	243,608,710	1.7000	414,134,807.00
4EH	Eurohold Bulgaria AD-Sofia	1.00	197,525,600	1.8700	369,372,872.00
5F4	CB First Investment Bank AD-Sofia	1.00	110,000,000	3.2000	352,000,000.00
5MH	M+S Hydraulic AD-Kazanlak	1.00	39,445,200	7.4000	291,894,480.00
1VX	Velgraf Asset Management AD-Sofia	1.00	68,979,758	3.9000	269,021,056.20
5MB	Monbat AD-Sofia	1.00	39,000,000	6.7500	263,250,000.00
5V2	Holding Varna AD-Varna	1.00	6,485,897	40.4000	262,030,238.80
OSP	Speedy AD-Sofia	1.00	5,377,619	47.8000	257,050,188.20
SO5	Sopharma Trading AD-Sofia	1.00	32,905,009	6.8000	223,754,061.20
4CF	CB Central Cooperative Bank AD-Sofia	1.00	127,129,970	1.6600	211,035,750.20
6AM	Alcomet AD-Shumen	1.00	17,952,959	11.0000	197,482,549.00
6AB	Albena AD-Albena	1.00	4,273,126	41.6000	177,762,041.60
6A6	Advance Terrafund REIT-Sofia	1.00	85,110,091	1.9200	163,411,374.72
5BN	CB Bulgarian American Credit Bank AD-Sofia	1.00	24,691,313	6.5000	160,493,534.50
6S6	Sopharma Properties REIT-Sofia	1.00	20,953,944	6.4500	135,152,938.80
GTH	Galata Investment Company AD-Varna	1.00	68,571,234	1.8600	127,542,495.24
EHN	Synthetica AD-Sofia	1.00	3,000,000	42.0000	126,000,000.00
1CZ	CEZ Electro Bulgaria AD-Sofia	10.00	5,000	23,600.0000	118,000,000.00
5SR	Stara Planina Hold AD-Sofia	1.00	21,000,000	5.5500	116,550,000.00
5H4	Balkan and Sea Properties REIT-Varna	1.00	6,925,156	16.6000	114,957,589.60
4ID	Industrial Holding Bulgaria PLC-Sofia	1.00	107,400,643	1.0100	108,474,649.43
94G	235 Holdings AD-Sofia	1.00	5,109,000	21.0000	107,289,000.00
58E	Himsnab Bulgaria AD-Sofia	1.00	2,494,631	42.4000	105,772,354.40
6N3	Holding Nov Vek AD-Sofia	1.00	5,610,437	16.3000	91,450,123.10
4HE	Hydraulic Elements and Systems AD-Yambol	1.00	18,193,752	4.9000	89,149,384.80
4KX	Korodo Bulgaria AD-Strazhitsa	1.00	13,168,614	6.6500	87,571,283.10

Premium Equities Segment

Issue	Issuer	Nominal (BGN)	Amount (Shares)	Closing price (BGN)	Capitalisation (BGN)
3JR	Sopharma AD-Sofia	1.00	134,797,899	3.2700	440,789,129.73
4CF	CB Central Cooperative Bank AD-Sofia	1.00	127,129,970	1.6600	211,035,750.20
4KX	Korado Bulgaria AD-Strazhitsa	1.00	13,168,614	6.6500	87,571,283.10
5F4	CB First Investment Bank AD-Sofia	1.00	110,000,000	3.2000	352,000,000.00
5MB	Monbat AD-Sofia	1.00	39,000,000	6.7500	263,250,000.00
6C4	Chimimport AD-Sofia	1.00	239,646,267	1.7850	427,768,586.60
SKK	Sirma Group Holding JSC-Sofia	1.00	59,360,518	0.7050	41,849,165.19

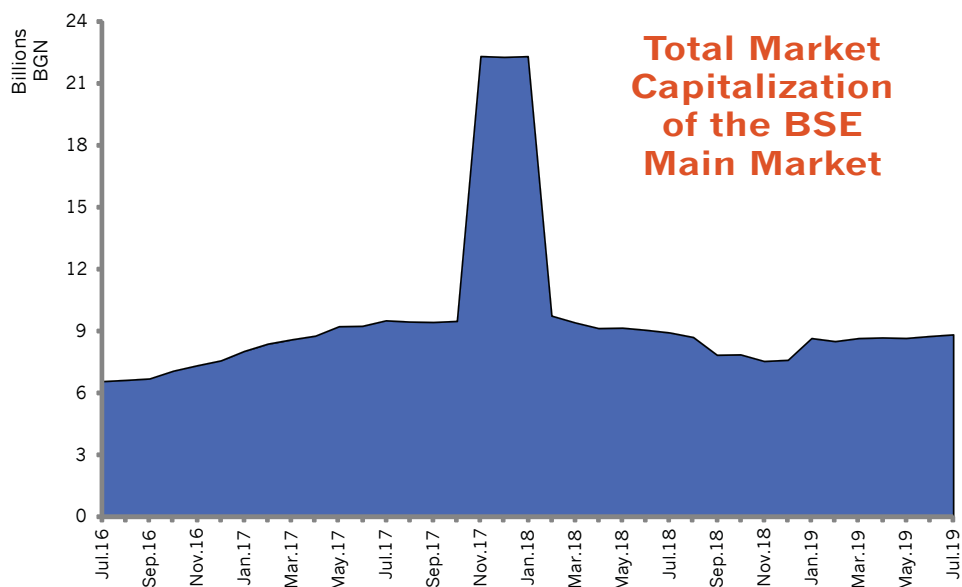
Standard Equities Segment

Issue	Issuer	Nominal (BGN)	Amount (Shares)	Closing price (BGN)	Capitalisation (BGN)
94G	235 Holdings AD-Sofia	1.00	5,109,000	21.0000	107,289,000.00
A72	Agria Group Holding AD-Varna	1.00	6,800,000	8.6000	58,480,000.00
6AB	Albena AD-Albena	1.00	4,273,126	41.6000	177,762,041.60
6AM	Alcomet AD-Shumen	1.00	17,952,959	11.0000	197,482,549.00
A4L	Allterco AD-Sofia	1.00	15,000,000	2.8600	42,900,000.00
A00	BG Agro AD-Varna	1.00	40,357,440	1.1600	46,814,630.40
5BP	Billboard AD-Sofia	1.00	15,000,000	0.2600	3,900,000.00
5BR	Bulgarian River Shipping AD-Ruse	1.00	35,708,674	0.7500	26,781,505.50
BSO	Bulgarian Stock Exchange-Sofia	1.00	6,582,860	5.5000	36,205,730.00
5BN	CB Bulgarian American Credit Bank AD-Sofia	1.00	24,691,313	6.5000	160,493,534.50
5CP	CB Texim Bank AD-Sofia	1.00	27,995,036	2.7000	75,586,597.20
3CZ	CEZ Distribution Bulgaria AD-Sofia	1.00	1,928,000	226.0000	435,728,000.00
1CZ	CEZ Electro Bulgaria AD-Sofia	10.00	5,000	23,600.0000	118,000,000.00
5DOV	Doverie United Holding PLC-Sofia	1.00	18,736,099	3.2400	60,704,960.76
OEA	Elana Agrocredit AD-Sofia	1.00	36,629,925	1.1500	42,124,413.75
52E	Elhim Iskra AD-Pazardzhik	1.00	25,108,410	0.9000	22,597,569.00
57E	EMKA AD-Sevlievo	1.00	21,699,726	2.7600	59,891,243.76
5EO	Etropal AD-Etropole	1.00	5,000,000	5.7000	28,500,000.00
4EH	Eurohold Bulgaria AD-Sofia	1.00	197,525,600	1.8700	369,372,872.00
5AF	Far AD-Sofia	1.00	2,500,000	3.5000	8,750,000.00
4F6	Fazerles AD-Silistra	1.00	515,000	21.0000	10,815,000.00
4F8	Formoplast AD-Kardzhali	1.00	3,798,905	5.7500	21,843,703.75
GTH	Galata Investment Company AD-Varna	1.00	68,571,234	1.8600	127,542,495.24
GR6	Gradus AD-Stara Zagora	1.00	243,608,710	1.7000	414,134,807.00
58E	Himsnab Bulgaria AD-Sofia	1.00	2,494,631	42.4000	105,772,354.40
6N3	Holding Nov Vek AD-Sofia	1.00	5,610,437	16.3000	91,450,123.10
4HS	Holding Sveta Sofia AD-Sofia	1.00	9,940,391	3.5000	34,791,368.50
5V2	Holding Varna AD-Varna	1.00	6,485,897	40.4000	262,030,238.80
4HE	Hydraulic Elements and Systems AD-Yambol	1.00	18,193,752	4.9000	89,149,384.80
4I8	Industrial Capital Holding AD-Sofia	1.00	15,707,470	2.2400	35,184,732.80
4ID	Industrial Holding Bulgaria PLC-Sofia	1.00	107,400,643	1.0100	108,474,649.43
6R1	Industry Development Holding JSC-Sofia	1.00	9,980,925	1.8000	17,965,665.00
4IN	Investor.BG AD-Sofia	1.00	4,782,362	16.2000	77,474,264.40
4L4	Lavena AD-Shumen	1.00	9,919,410	4.0000	39,677,640.00
5MH	M+S Hydraulic AD-Kazanlak	1.00	39,445,200	7.4000	291,894,480.00
178B	Neo London Capital PLC-Sofia	100.00	99,950	128.0000	12,793,600.00
3NB	Neochim AD-Dimitrograd	1.00	2,654,358	24.8000	65,828,078.40
5ODE	Odessos Shiprepair Yard AD-Varna	1.00	586,642	65.5000	38,425,051.00
4O1	Oil and Gas Exploration and Production AD-Sofia	1.00	12,228,062	6.6500	81,316,612.30
5PET	Petrol AD-Sofia	4.00	27,312,403	0.7500	20,484,302.25
RGL	Regala Invest AD-Varna	1.00	18,428,734	2.8200	51,969,029.88
6R2	Rodna Zemlya Holding AD-Dobrich	1.00	36,010,600	2.0000	72,021,200.00

Issue	Issuer	Nominal (BGN)	Amount (Shares)	Closing price (BGN)	Capitalisation (BGN)
6S4	Severcoop Gamza Holding AD-Sofia	2.00	5,347,798	3.6600	19,572,940.68
6S5	Sila Holding AD-Stara Zagora	1.00	36,852,997	2.1600	79,602,473.52
6SOP	Sofia Commerce-Pawn Brokerage AD-Sofia	1.00	201,154	5.0500	1,015,827.70
6SOA	Sofia Commerce-Pawn Brokerage AD-Sofia	1.00	2,400,000	4.4800	10,752,000.00
SO5	Sopharma Trading AD-Sofia	1.00	32,905,009	6.8000	223,754,061.20
OSP	Speedy AD-Sofia	1.00	5,377,619	47.8000	257,050,188.20
3NJ	SS Konstantine And Elena Holding AD-Varna	1.00	2,309,561	22.2000	51,272,254.20
5SR	Stara Planina Hold AD-Sofia	1.00	21,000,000	5.5500	116,550,000.00
6S7	Synergon Holding AD-Sofia	1.00	18,358,849	0.9100	16,706,552.59
EHN	Synthetica AD-Sofia	1.00	3,000,000	42.0000	126,000,000.00
7TH	Tchaikapharma High Quality Medicines AD-Sofia	1.00	82,200,000	9.7500	801,450,000.00
3TV	Toplivo AD-Sofia	1.00	5,416,829	2.8000	15,167,121.20
T57	Trace Group Hold AD-Sofia	1.00	24,200,000	2.8000	67,760,000.00
1VX	Velgraf Asset Management AD-Sofia	1.00	68,979,758	3.9000	269,021,056.20
2YH	VF Alternative AD-Sofia	10,000.00	399		
4PX	Yuri Gagarin PLC-Plovdiv	1.00	1,003,904	10.0000	10,039,040.00
T43	Zarneni Hrani Bulgaria AD-Sofia	1.00	195,660,287	0.2180	42,653,942.57
3ZL	Zlatni Pyasatsi AD-Varna	1.00	6,493,577	2.7000	17,532,657.90

Special Purpose Vehicles Segment

Issue	Issuer	Nominal (BGN)	Amount (Shares)	Closing price (BGN)	Capitalisation (BGN)
5AX	Aktiv Properties REIT-Plovdiv	9.00	2,192,011	6.6000	14,467,272.60
5BD	Bulland Investments REIT-Sofia	1.00	15,008,125	1.0900	16,358,856.25
5BU	Bulgarian Real Estate Fund REIT-Sofia	1.00	34,641,925	2.0400	70,669,527.00
5EX	Exclusive Property REIT-Sofia	1.00	9,452,340	1.2900	12,193,518.60
5H4	Balkan and Sea Properties REIT-Varna	1.00	6,925,156	16.6000	114,957,589.60
6A6	Advance Terrafund REIT-Sofia	1.00	85,110,091	1.9200	163,411,374.72
6F3	FairPlay Properties REIT-Sofia	1.00	33,145,400	0.4980	16,506,409.20
6S6	Sopharma Properties REIT-Sofia	1.00	20,953,944	6.4500	135,152,938.80
6SB	Super Borovetz Property Fund REIT-Varna	1.00	16,179,999	2.3800	38,508,397.62
9BH	Bulgarian Receivables Fund SPE-Sofia	1.00	1,500,000	1.0200	1,530,000.00
BPY	Bravo Property Fund REIT-Sofia	1.00	36,700,000	1.0500	38,535,000.00
E7P	Expat Beta REIT-Sofia	1.00	5,143,190	0.9500	4,886,030.50
RPR	Roi Property Fund REIT-Sofia	1.00	6,162,500	5.4000	33,277,500.00



Trade by Issues

July
2019

Premium Equities Segment

Issue	Issuer	Trades	Volume (lots)	Turnover (BGN)	Trading currency	Weighted & Corrected Values			Closing price	As from
						Average price	Min. price	Max. price		
3JR	Sopharma AD-Sofia	153	69,559	231,293.29	BGN	3.3250	3.2875	3.4000	3.2700	31.07.2019
4CF	CB Central Cooperative Bank AD-Sofia	159	128,270	200,805.82	BGN	1.5650	1.4600	1.6673	1.6600	31.07.2019
4KX	Korado Bulgaria AD-Strazhitsa	39	5,056	34,083.35	BGN	6.7410	6.6752	7.0500	6.6500	29.07.2019
5F4	CB First Investment Bank AD-Sofia	244	75,273	230,853.64	BGN	3.0670	2.9577	3.2800	3.2000	31.07.2019
5MB	Monbat AD-Sofia	50	12,992	86,119.30	BGN	6.6250	6.5000	6.8000	6.7500	31.07.2019
6C4	Chimimport AD-Sofia	187	163,946	285,832.76	BGN	1.7430	1.7005	1.7832	1.7850	31.07.2019
SKK	Sirma Group Holding JSC-Sofia	252	850,622	586,146.67	BGN	0.6890	0.6303	0.7400	0.7050	31.07.2019

Standard Equities Segment

Issue	Issuer	Trades	Volume (lots)	Turnover (BGN)	Trading currency	Weighted & Corrected Values			Closing price	As from
						Average price	Min. price	Max. price		
0EA	Elana Agrocredit AD-Sofia	60	54,374	63,111.13	BGN	1.1610	1.1500	1.1789	1.1500	30.07.2019
0SP	Speedy AD-Sofia	20	205	10,046.80	BGN	49.0090	47.8049	51.5000	47.8000	31.07.2019
178B	Neo London Capital PLC-Sofia	1	2	256.00	BGN	128.0000	128.0000	128.0000	128.0000	03.07.2019
1CZ	CEZ Electro Bulgaria AD-Sofia	2	2	45,600.00	BGN	22,800.0000	22,000.0000	23,600.0000	23,600.0000	31.07.2019
1VX	Velgraf Asset Management AD-Sofia	4	3,850	15,015.00	BGN	3.9000	3.9000	3.9000	3.9000	29.07.2019
3CZ	CEZ Distribution Bulgaria AD-Sofia	66	671	156,716.00	BGN	233.5560	226.0000	238.0000	226.0000	31.07.2019
3NB	Neochim AD-Dimitrovgrad	11	800	18,763.00	BGN	23.4540	23.0267	24.8000	24.8000	31.07.2019
3NJ	SS Konstantine And Elena Holding AD-Varna	1	12	266.40	BGN	22.2000	22.2000	22.2000	22.2000	11.07.2019
3TV	Toplivo AD-Sofia	9	5,282	15,789.76	BGN	2.9890	2.8000	3.1723	2.8000	23.07.2019
4EH	Eurohold Bulgaria AD-Sofia	25	524,444	1,051,668.34	BGN	1.9970	1.8898	2.0512	1.8700	31.07.2019
4F6	Fazerles AD-Silistra	5	192	4,040.40	BGN	21.0440	19.3500	21.4000	21.0000	19.07.2019
4F8	Formoplast AD-Kardzhali	3	66,903	368,632.25	BGN	5.5100	5.5000	5.7500	5.7500	30.07.2019
4HE	Hydraulic Elements and Systems AD-Yambol	28	6,475	31,870.96	BGN	4.9220	4.8951	4.9600	4.9000	31.07.2019
4HS	Holding Sveta Sofia AD-Sofia	23	1,995	6,868.72	BGN	3.4430	3.3450	3.5600	3.5000	31.07.2019
4I8	Industrial Capital Holding AD-Sofia	22	6,483	14,995.10	BGN	2.3130	2.1800	2.3338	2.2400	31.07.2019
4ID	Industrial Holding Bulgaria PLC-Sofia	15	11,449	11,476.77	BGN	1.0020	1.0000	1.0100	1.0100	25.07.2019
4IN	Investor.BG AD-Sofia	1	30	486.00	BGN	16.2000	16.2000	16.2000	16.2000	11.07.2019
4L4	Lavena AD-Shumen	9	1,576	5,981.10	BGN	3.7950	3.7800	4.0000	4.0000	24.07.2019
4O1	Oil and Gas Exploration and Production AD-Sofia	7	3,431	22,950.65	BGN	6.6820	6.6523	7.0000	6.6500	24.07.2019
4PX	Yuri Gagarin PLC-Plovdiv	17	926	9,512.00	BGN	10.2720	9.6500	10.7000	10.0000	31.07.2019
52E	Elhim Iskra AD-Pazardzhik	15	756,740	681,142.10	BGN	0.9000	0.8877	0.9350	0.9000	31.07.2019
57E	EMKA AD-Sevlievo	1	10	27.60	BGN	2.7600	2.7600	2.7600	2.7600	10.07.2019
58E	Himsnab Bulgaria AD-Sofia	2	234	9,934.00	BGN	42.4530	42.4000	42.6000	42.4000	29.07.2019
5AF	Far AD-Sofia	1	1,000	3,500.00	BGN	3.5000	3.5000	3.5000	3.5000	11.07.2019
5BN	CB Bulgarian American Credit Bank AD-Sofia	10	24,046	156,018.75	BGN	6.4880	6.4500	6.5000	6.5000	31.07.2019
5BP	Billboard AD-Sofia	3	7,277	1,885.03	BGN	0.2590	0.2420	0.2640	0.2600	18.07.2019
5BR	Bulgarian River Shipping AD-Ruse	1	600	450.00	BGN	0.7500	0.7500	0.7500	0.7500	16.07.2019
5CP	CB Texim Bank AD-Sofia	4	5,677	15,303.90	BGN	2.6960	2.6645	2.7000	2.7000	12.07.2019
5DOV	Doverie United Holding PLC-Sofia	185	66,060	208,326.72	BGN	3.1540	3.0025	3.2971	3.2400	31.07.2019
5EO	Etropal AD-Etropole	4	63,600	353,065.05	BGN	5.5510	5.5500	5.7000	5.7000	30.07.2019
5MH	M+S Hydraulic AD-Kazanlak	16	2,176	16,128.20	BGN	7.4120	7.3500	7.5500	7.4000	31.07.2019
5ODE	Odessos Shiprepair Yard AD-Varna	26	383	25,439.00	BGN	66.4200	66.0738	73.0000	65.5000	31.07.2019
5PET	Petrol AD-Sofia	4	1,968	1,476.00	BGN	0.7500	0.7500	0.7500	0.7500	30.07.2019
5SR	Stara Planina Hold AD-Sofia	46	11,024	61,717.70	BGN	5.5990	5.5500	5.8000	5.5500	31.07.2019
5V2	Holding Varna AD-Varna	74	3,826	150,598.20	BGN	39.3620	37.9815	40.0571	40.4000	31.07.2019
6AB	Albena AD-Albena	97	2,165	89,834.00	BGN	41.4820	40.8000	42.0182	41.6000	31.07.2019
6AM	Alcomet AD-Shumen	7	1,765	20,039.00	BGN	11.3540	11.0000	11.4444	11.0000	26.07.2019
6N3	Holding Nov Vek AD-Sofia	7	218	3,462.50	BGN	15.8830	15.0000	16.3000	16.3000	31.07.2019
6R1	Industry Development Holding JSC-Sofia	8	3,575	6,451.00	BGN	1.8040	1.8000	1.8100	1.8000	17.07.2019

Trade by Issues

July
2019

Issue	Issuer	Trades	Volume (lots)	Turnover (BGN)	Trading currency	Weighted & Corrected Values			Closing price	As from
						Average price	Min. price	Max. price		
6R2	Rodna Zemya Holding AD-Dobrich	1	150	300.00	BGN	2.0000	2.0000	2.0000	2.0000	26.07.2019
6S4	Severcoop Gamza Holding AD-Sofia	12	575	2,102.60	BGN	3.6570	3.6200	3.7000	3.6600	26.07.2019
6S5	Sila Holding AD-Stara Zagora	4	27,777	59,998.32	BGN	2.1600	2.1600	2.1600	2.1600	03.07.2019
6S7	Synergon Holding AD-Sofia	19	16,254	15,194.07	BGN	0.9350	0.9100	0.9600	0.9100	25.07.2019
6SOA	Sofia Commerce-Pawn Brokerage AD-Sofia	63	27,901	120,424.38	BGN	4.1000	3.9524	4.4800	4.4800	31.07.2019
6SOP	Sofia Commerce-Pawn Brokerage AD-Sofia	12	4,150	23,244.55	BGN	5.0860	5.0500	5.2500	5.0500	24.07.2019
7TH	Tchaikapharma High Quality Medicines AD-Sofia	13	2,174	20,951.05	BGN	9.6370	9.5170	9.7500	9.7500	30.07.2019
A4L	Allterco AD-Sofia	35	17,606	48,753.60	BGN	2.7690	2.5600	2.8734	2.8600	30.07.2019
A72	Agria Group Holding AD-Varna	30	7,426	63,819.35	BGN	8.5940	8.4540	9.3000	8.6000	31.07.2019
A00	BG Agro AD-Varna	1	200	240.00	BGN	1.1600	1.1600	1.1600	1.2000	05.07.2019
BSO	Bulgarian Stock Exchange-Sofia	36	12,991	69,144.80	BGN	5.3230	5.0833	5.4321	5.5000	25.07.2019
EHN	Synthetica AD-Sofia	3	11,920	500,640.00	BGN	42.0000	42.0000	42.0000	42.0000	31.07.2019
GR6	Gradus AD-Stara Zagora	147	62,945	108,080.80	BGN	1.7170	1.7045	1.7354	1.7000	31.07.2019
GTH	Galata Investment Company AD-Varna	1	150	279.00	BGN	1.8600	1.8600	1.8600	1.8600	29.07.2019
S05	Sopharma Trading AD-Sofia	42	4,188	28,625.20	BGN	6.8350	6.6505	7.0000	6.8000	31.07.2019
T43	Zarneni Hrani Bulgaria AD-Sofia	96	431,582	88,086.28	BGN	0.2040	0.2003	0.2224	0.2180	30.07.2019
T57	Trace Group Hold AD-Sofia	35	8,414	23,038.74	BGN	2.7380	2.6500	2.7776	2.8000	31.07.2019

Special Purpose Vehicles Segment

Issue	Issuer	Trades	Volume (lots)	Turnover (BGN)	Trading currency	Weighted & Corrected Values			Closing price	As from
						Average price	Min. price	Max. price		
5AX	Aktiv Properties REIT-Plovdiv	1	20	132.00	BGN	6.6000	6.6000	6.6000	6.6000	11.07.2019
5BD	Bulland Investments REIT-Sofia	4	1,028,925	1,102,068.25	BGN	1.0710	1.0700	1.0900	1.0900	31.07.2019
5BU	Bulgarian Real Estate Fund REIT-Sofia	152	350,339	741,519.28	BGN	2.0330	1.9823	2.0585	2.0400	31.07.2019
5EX	Exclusive Property REIT-Sofia	1	100	129.00	BGN	1.2900	1.2900	1.2900	1.2900	30.07.2019
5H4	Balkan and Sea Properties REIT-Varna	3	555	9,213.00	BGN	16.6000	16.6000	16.6000	16.6000	29.07.2019
6A6	Advance Terrafund REIT-Sofia	204	241,736	463,888.11	BGN	1.9190	1.8836	1.9315	1.9200	31.07.2019
6F3	FairPlay Properties REIT-Sofia	3	4,941	2,339.46	BGN	0.4730	0.4600	0.4980	0.4980	12.07.2019
6S6	Sopharma Properties REIT-Sofia	43	33,235	213,210.65	BGN	6.4150	6.3500	6.5000	6.4500	29.07.2019
6SB	Super Borovetz Property Fund REIT-Varna	4	25,210	59,999.80	BGN	2.3800	2.3800	2.3800	2.3800	03.07.2019
BPY	Bravo Property Fund REIT-Sofia	36	48,933	51,327.64	BGN	1.0490	1.0342	1.0700	1.0500	30.07.2019
E7P	Expat Beta REIT-Sofia	2	25,100	23,719.52	BGN	0.9450	0.9450	0.9450	0.9500	04.07.2019
RPR	Roi Property Fund REIT-Sofia	1	100	540.00	BGN	5.4000	5.4000	5.4000	5.4000	30.07.2019

Bonds Segment

Issue	Issuer	Trades	Volume (lots)	Turnover (BGN)	Trading currency	Clean Prices (% of nominal)			As from	
						Average price	Min. price	Max. price		
ODC1	Delta Credit SPV-Sofia	1	300	301,684.93	BGN	100.0000	100.0000	100.0000	100.0000	19.07.2019
OFDD	Finance Direct AD-Sofia	1	6	11,794.34	EUR	100.0000	100.0000	100.0000	100.0000	24.07.2019
4CFB	CB Central Cooperative Bank AD-Sofia	1	5	10,236.83	EUR	102.5000	102.5000	102.5000	102.5000	17.07.2019
5MBA	Monbat AD-Sofia	2	5	9,574.49	EUR	97.8000	97.8000	97.8000	97.5000	31.07.2019
8AVA	Asterion Bulgaria AD-Sofia	1	1	1,202.75	EUR	100.0000	100.0000	100.0000	100.0000	16.07.2019
E8DA	Eurolease Group EAD-Sofia	2	770	785,927.40	BGN	100.0000	100.0000	100.0000	100.0000	02.07.2019
E8DB	Eurolease Group EAD-Sofia	2	250	391,077.02	EUR	100.0000	100.0000	100.0000	100.0000	02.07.2019
S28H	Starcom Holding AD-Etropole	1	3	3,028.62	BGN	100.0000	100.0000	100.0000	100.0000	19.07.2019

Compensatory Instruments Segment

Issue	Issuer	Trades	Volume (lots)	Turnover (BGN)	Trading currency	Weighted Values			Closing price	As from
						Average price	Min. price	Max. price		
BLKB	Housing compensation notes under the CONP Act	11	137,750	42,244.30	BGN	0.3070	0.2900	0.3190	0.3090	31.07.2019
BLKC	Registered compensation vouchers under the OUFL Act and RFLFF Act	60	162,815	144,138.83	BGN	0.8850	0.8640	0.8998	0.8700	30.07.2019
BLKD	Compensation notes under the CONP Act	23	169,275	50,316.39	BGN	0.2970	0.2891	0.3124	0.3000	31.07.2019

Exchange Traded Products Segment

Issue	Issuer	Trades	Volume (lots)	Turnover (BGN)	Trading currency	Weighted Values			Closing price	As from
						Average price	Min. price	Max. price		
6F3N	FairPlay Properties REIT-Sofia	2	27,687	27.69	BGN	0.0010	0.0010	0.0010	0.0010	25.07.2019
BGX	Expat Bulgaria SOFIX UCITS ETF	9	6,241	6,279.71	BGN	1.0060	0.9920	1.0180	1.0150	31.07.2019
CZX	Expat Czech PX UCITS ETF	2	48	89.97	EUR	0.9580	0.9570	0.9600	0.9600	26.07.2019
ECDC	Expat Croatia CROBEX UCITS ETF	1	5	9.21	EUR	0.9420	0.9420	0.9420	0.9420	31.07.2019
ESNB	Expat Serbia BELEX15 UCITS ETF	1	5	9.63	EUR	0.9850	0.9850	0.9850	0.9850	31.07.2019
GRX	Expat Greece ASE UCITS ETF	4	584	1,088.28	EUR	0.9530	0.9460	0.9860	0.9860	31.07.2019
HUBE	Expat Hungary BUX UCITS ETF	1	285	484.39	EUR	0.8690	0.8690	0.8690	0.8690	02.07.2019
MKK1	Expat Macedonia MBI10 UCITS ETF	1	10	24.37	EUR	1.2460	1.2460	1.2460	1.2460	31.07.2019
PLX	Expat Poland WIG20 UCITS ETF	1	10	16.80	EUR	0.8590	0.8590	0.8590	0.8590	31.07.2019
ROX	Expat Romania BET UCITS ETF	7	1,112	2,335.56	EUR	1.0740	1.0590	1.1280	1.1280	31.07.2019
SLQX	Expat Slovenia SBI TOP UCITS ETF	1	10	18.07	EUR	0.9240	0.9240	0.9240	0.9240	31.07.2019

Subscription Rights Segment

Issue	Issuer	Trades	Volume (lots)	Turnover (BGN)	Trading currency	Weighted Values			Closing price	As from
						Average price	Min. price	Max. price		
6R2A	Rodna Zemya Holding AD-Dobrich	6	20,807,012	20,807.01	BGN	0.0010	0.0010	0.0010	0.0010	19.07.2019
I67X	Opportunity Bulgaria Investment AD-Sofia	4	1,114,000	1,114.00	BGN	0.0010	0.0010	0.0010	0.0010	01.07.2019

Government Securities Segment (No trades in the reported period)

IPO Segment (No trades in the reported period)

Privatisation Segment (No trades in the reported period)

Total trading statistics on a regulated market with indices components

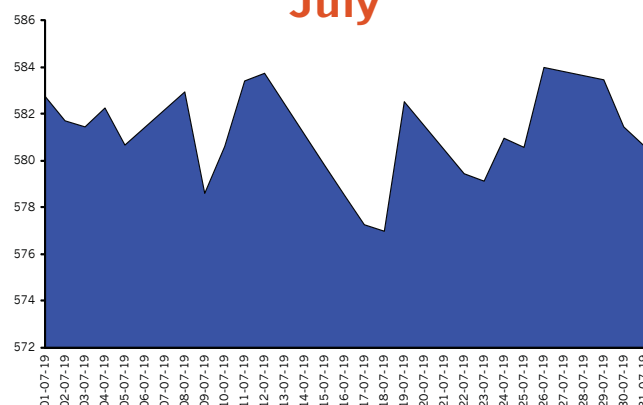
Index	Volume Traded		Value Traded		Trades	
	Total volume (lots)	% of total volume	Total turnover (BGN)	% of total turnover	All trades #	% of all trades
SOFIX	2,616,043	48.96%	4,411,447.42	48.19%	1,919	65.54%
BGBX 40	3,979,422	74.48%	6,273,614.11	68.53%	2,727	93.14%
BG REIT	618,054	11.57%	1,279,768.19	13.98%	367	12.53%
BG TR30	2,689,814	50.35%	5,098,941.69	55.70%	2,300	78.55%
CGIX *	278,158	5.21%	807,784.27	8.82%	577	19.71%

Market capitalisation of indices components

Index	Total (BGN)	% of total capitalization
SOFIX	3,372,809,955.18	38.50%
BGBX 40	6,789,458,203.76	77.50%
BG REIT	486,566,048.34	5.55%
BG TR30	5,510,098,004.00	62.89%
CGIX *	1,541,821,420.46	17.60%

* CGIX is an index of the National Corporate Governance Commission, which is just computed and promoted by BSE as from September 19, 2011.

SOFIX in July

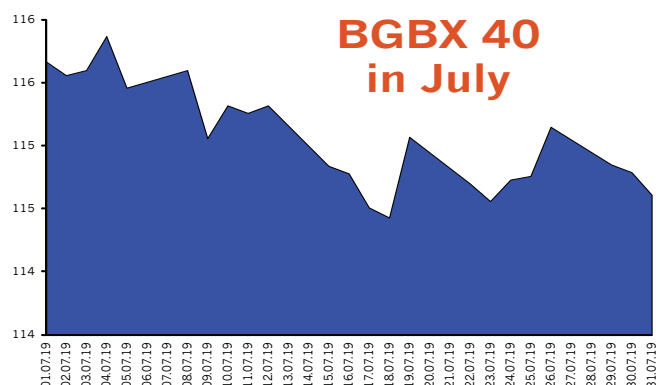


SOFIX Components

Issuer	Min. price	Max. price	Volume (lots)	Trades	Turnover (BGN)
Advance Terrafund REIT-Sofia	1.8600	1.9350	241,736	204	463,888.11
Gradus AD-Stara Zagora	1.6900	1.7450	62,945	147	108,080.80
Doverie United Holding PLC-Sofia	3.0000	3.3200	66,060	185	208,326.72
Eurohold Bulgaria AD-Sofia	1.8500	2.0600	524,444	25	1,051,668.34
Elana Agrocredit AD-Sofia	1.1500	1.1800	54,374	60	63,111.13
Industrial Holding Bulgaria PLC-Sofia	1.0000	1.0200	11,449	15	11,476.77
M+S Hydraulic AD-Kazanlak	7.3500	7.5500	2,176	16	16,128.20
Sirma Group Holding JSC-Sofia	0.6200	0.7500	850,622	252	586,146.67
Sopharma AD-Sofia	3.2700	3.4200	69,559	153	231,293.29
Stara Planina Hold AD-Sofia	5.5500	5.8000	11,024	46	61,717.70
CB First Investment Bank AD-Sofia	2.9200	3.2800	75,273	244	230,853.64
CB Central Cooperative Bank AD-Sofia	1.4600	1.7400	128,270	159	200,805.82
Bulgarian Real Estate Fund REIT-Sofia	2.0000	2.1800	350,339	152	741,519.28
Chimimport AD-Sofia	1.7000	1.8000	163,946	187	285,832.76
Holding Varna AD-Varna	37.4000	40.4000	3,826	74	150,598.20

BGBX 40 Components

Issuer	Min. price	Max. price	Volume (lots)	Trades	Turnover (BGN)
Agria Group Holding AD-Varna	8.0000	9.3000	7,426	30	63,819.35
Advance Terrafund REIT-Sofia	1.8600	1.9350	241,736	204	463,888.11
Aktiv Properties REIT-Plovdiv	6.6000	6.6000	20	1	132.00
Albena AD-Albena	40.8000	43.0000	2,165	97	89,834.00
Allterco AD-Sofia	2.5200	2.8800	17,606	35	48,753.60
Bulgarian Stock Exchange-Sofia	5.0000	5.5000	12,991	36	69,144.80
Velgraf Asset Management AD-Sofia	3.9000	3.9000	3,850	4	15,015.00
Gradus AD-Stara Zagora	1.6900	1.7450	62,945	147	108,080.80
Doverie United Holding PLC-Sofia	3.0000	3.3200	66,060	185	208,326.72
Eurohold Bulgaria AD-Sofia	1.8500	2.0600	524,444	25	1,051,668.34
Elana Agrocredit AD-Sofia	1.1500	1.1800	54,374	60	63,111.13
Elhim Iskra AD-Pazardzhik	0.8800	0.9350	756,740	15	681,142.10
Zarneni Hrani Bulgaria AD-Sofia	0.2000	0.2400	431,582	96	88,086.28
Galata Investment Company AD-Varna	1.8600	1.8600	150	1	279.00
Industrial Capital Holding AD-Sofia	2.1800	2.4000	6,483	22	14,995.10
Industrial Holding Bulgaria PLC-Sofia	1.0000	1.0200	11,449	15	11,476.77
Korado Bulgaria AD-Strazhitsa	6.6500	7.0500	5,056	39	34,083.35
Monbat AD-Sofia	6.5000	6.9000	12,992	50	86,119.30
M+S Hydraulic AD-Kazanlak	7.3500	7.5500	2,176	16	16,128.20
Neochim AD-Dimitrograd	23.0000	25.8000	800	11	18,763.00
Oil and Gas Exploration and Production AD-Sofia	6.6500	7.1000	3,431	7	22,950.65
Severcoop Gamza Holding AD-Sofia	3.6200	3.7000	575	12	2,102.60
Synergon Holding AD-Sofia	0.9100	0.9600	16,254	19	15,194.07
Sirma Group Holding JSC-Sofia	0.6200	0.7500	850,622	252	586,146.67
Sopharma AD-Sofia	3.2700	3.4200	69,559	153	231,293.29
Sopharma Properties REIT-Sofia	6.3500	6.5000	33,235	43	213,210.65
Sopharma Trading AD-Sofia	6.6500	7.0000	4,188	42	28,625.20
Sofia Commerce-Pawn Brokerage AD-Sofia	4.0400	4.5000	27,901	63	120,424.38
Speedy AD-Sofia	47.6000	52.0000	205	20	10,046.80
Stara Planina Hold AD-Sofia	5.5500	5.8000	11,024	46	61,717.70
CB First Investment Bank AD-Sofia	2.9200	3.2800	75,273	244	230,853.64
CB Central Cooperative Bank AD-Sofia	1.4600	1.7400	128,270	159	200,805.82
Trace Group Hold AD-Sofia	2.6400	2.8000	8,414	35	23,038.74
Bulgarian Real Estate Fund REIT-Sofia	2.0000	2.1800	350,339	152	741,519.28
Hydraulic Elements and Systems AD-Yambol	4.8800	4.9600	6,475	28	31,870.96
Chimimport AD-Sofia	1.7000	1.8000	163,946	187	285,832.76
Holding Varna AD-Varna	37.4000	40.4000	3,826	74	150,598.20
Holding Sveta Sofia AD-Sofia	3.3000	3.6600	1,995	23	6,868.72
Tchaikapharma High Quality Medicines AD-Sofia	9.5000	9.7500	2,174	13	20,951.05
CEZ Distribution Bulgaria AD-Sofia	226.0000	238.0000	671	66	156,716.00

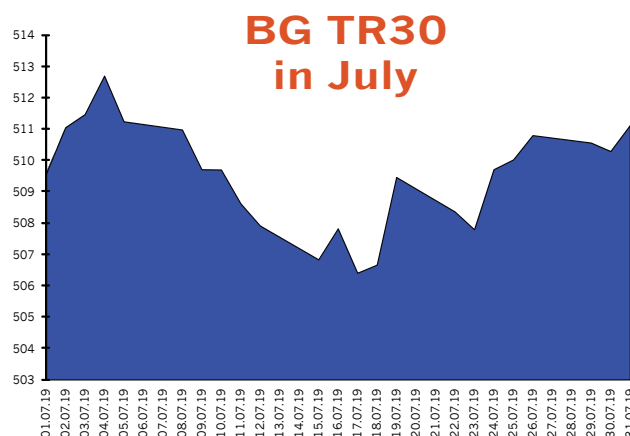
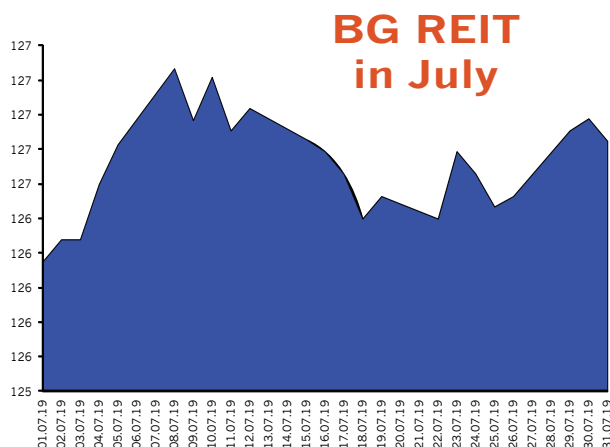


BG REIT Components

Issuer	Min. price	Max. price	Volume (lots)	Trades	Turnover (BGN)
Advance Terrafund REIT-Sofia	1.8600	1.9350	241,736	204	463,888.11
Aktiv Properties REIT-Plovdiv	6.6000	6.6000	20	1	132.00
Balkan and Sea Properties REIT-Varna	16.6000	16.6000	555	3	9,213.00
Roi Property Fund REIT-Sofia	5.4000	5.4000	100	1	540.00
Super Borovetz Property Fund REIT-Varna	2.3800	2.3800	25,210	4	59,999.80
Bulgarian Real Estate Fund REIT-Sofia	2.0000	2.1800	350,339	152	741,519.28
CCB Real Estate Fund REIT-Sofia	47.6000	47.8000	94	2	4,476.00

BG TR30 Components

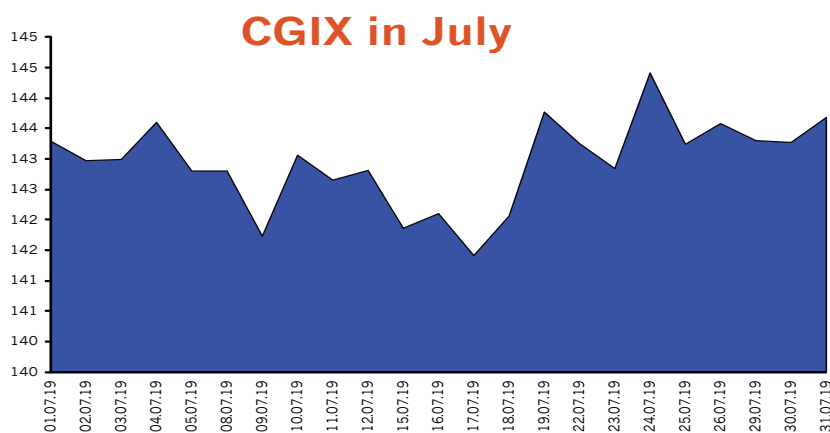
Issuer	Min. price	Max. price	Volume (lots)	Trades	Turnover (BGN)
235 Holdings AD-Sofia	n/a	n/a	0	0	0
Advance Terrafund REIT-Sofia	1.8600	1.9350	241,736	204	463,888.11
Aktiv Properties REIT-Plovdiv	6.6000	6.6000	20	1	132.00
Albena AD-Albena	40.8000	43.0000	2,165	97	89,834.00
Balkan and Sea Properties REIT-Varna	16.6000	16.6000	555	3	9,213.00
Bulgarian Stock Exchange-Sofia	5.0000	5.5000	12,991	36	69,144.80
Velgraf Asset Management AD-Sofia	3.9000	3.9000	3,850	4	15,015.00
Gradus AD-Stara Zagora	1.6900	1.7450	62,945	147	108,080.80
Doverie United Holding PLC-Sofia	3.0000	3.3200	66,060	185	208,326.72
Eurohold Bulgaria AD-Sofia	1.8500	2.0600	524,444	25	1,051,668.34
Elana Agrocredit AD-Sofia	1.1500	1.1800	54,374	60	63,111.13
Galata Investment Company AD-Varna	1.8600	1.8600	150	1	279.00
Industrial Holding Bulgaria PLC-Sofia	1.0000	1.0200	11,449	15	11,476.77
M+S Hydraulic AD-Kazanlak	7.3500	7.5500	2,176	16	16,128.20
Monbat AD-Sofia	6.5000	6.9000	12,992	50	86,119.30
Rodna Zemya Holding AD-Dobrich	2.0000	2.0000	150	1	300.00
Severcoop Gamza Holding AD-Sofia	3.6200	3.7000	575	12	2,102.60
Sirma Group Holding JSC-Sofia	0.6200	0.7500	850,622	252	586,146.67
Sopharma AD-Sofia	3.2700	3.4200	69,559	153	231,293.29
Sopharma Properties REIT-Sofia	6.3500	6.5000	33,235	43	213,210.65
Sopharma Trading AD-Sofia	6.6500	7.0000	4,188	42	28,625.20
Stara Planina Hold AD-Sofia	5.5500	5.8000	11,024	46	61,717.70
CB First Investment Bank AD-Sofia	2.9200	3.2800	75,273	244	230,853.64
CB Central Cooperative Bank AD-Sofia	1.4600	1.7400	128,270	159	200,805.82
Bulgarian Real Estate Fund REIT-Sofia	2.0000	2.1800	350,339	152	741,519.28
Chimimport AD-Sofia	1.7000	1.8000	163,946	187	285,832.76
Hirmsnab Bulgaria AD-Sofia	42.4000	42.6000	234	2	9,934.00
Holding Varna AD-Varna	37.4000	40.4000	3,826	74	150,598.20
Holding Sveta Sofia AD-Sofia	3.3000	3.6600	1,995	23	6,868.72
CEZ Distribution Bulgaria AD-Sofia	226.0000	238.0000	671	66	156,716.00



Corporate Governance Index CGIX

CGIX Components

Issuer	Min. price	Max. price	Volume (lots)	Trades	Turnover (BGN)
Albena AD-Albena	40.8000	43.0000	2,165	97	89,834.00
Bulgarian Stock Exchange-Sofia	5.0000	5.5000	12,991	36	69,144.80
Industrial Holding Bulgaria PLC-Sofia	1.0000	1.0200	11,449	15	11,476.77
Korado Bulgaria AD-Strazhitsa	6.6500	7.0500	5,056	39	34,083.35
Monbat AD-Sofia	6.5000	6.9000	12,992	50	86,119.30
Sopharma AD-Sofia	3.2700	3.4200	69,559	153	231,293.29
Chimimport AD-Sofia	1.7000	1.8000	163,946	187	285,832.76



CGIX is the index of the companies enjoying good corporate governance as selected by the National Corporate Governance Commission.

The starting date of calculation of the CGIX is September 19, 2011.

CGIX is an index of the National Corporate Governance Commission but is currently computed and promoted by BSE.

The Rules on calculating the Corporate Governance Index (CGIX) are available in Bulgarian at http://download.bse-sofia.bg/others/CGIX_Index_Rules_BG.pdf

Premium Equities Segment* (based on non-consolidated reports**)

Issue	Issuer	P / E	P / S	P / B	P / EBIT	ROA	EBIT / Total Asts.	ROE	EBIT / Equity	Current Ratio	Debt / Equity	Assets Turnover
4CF	CB Central Cooperative Bank AD-Sofia			0.39							0.90	
5F4	CB First Investment Bank AD-Sofia	2.21	0.94	0.42		0.02		0.19			0.91	
6C4	Chimimport AD-Sofia	12.37	7.31	0.34	10.07	0.02	0.03	0.03	0.03	2.84	0.16	0.04
4KX	Korado Bulgaria AD-Strazhitsa	17.01	2.04	4.00	12.69	0.17	0.19	0.24	0.28	2.81	0.33	1.41
5MB	Monbat AD-Sofia	54.33	0.72	1.60	16.18	0.01	0.03	0.03	0.06	1.61	0.53	1.03
SKK	Sirma Group Holding JSC-Sofia	19.67	12.42	0.58	14.08	0.02	0.03	0.03	0.04	0.60	0.23	0.04
3JR	Sopharma AD-Sofia	12.74	1.92	0.83	7.62	0.05	0.06	0.07	0.08	1.38	0.25	0.34

Premium Equities Segment* (based on consolidated reports**)

Issue	Issuer	P / E	P / S	P / B	P / EBIT	ROA	EBIT / Total Asts.	ROE	EBIT / Equity	Current Ratio	Debt / Equity	Assets Turnover
4CF	CB Central Cooperative Bank AD-Sofia	3.60	1.04	0.36		0.01		0.11			0.91	
5F4	CB First Investment Bank AD-Sofia	2.01	0.89	0.40		0.02		0.20			0.91	
6C4	Chimimport AD-Sofia	5.14	0.03	0.29	2.48	0.05	0.09	0.06	0.10	1.15	0.82	8.62
4KX	Korado Bulgaria AD-Strazhitsa											
5MB	Monbat AD-Sofia	50.06	0.84	1.10	9.36	0.01	0.04	0.03	0.08	1.68	0.51	0.89
SKK	Sirma Group Holding JSC-Sofia	6.05	0.66	0.47	3.26	0.08	0.10	0.10	0.12	0.93	0.28	0.72
3JR	Sopharma AD-Sofia	13.50	0.35	0.86	5.10	0.05	0.08	0.06	0.10	1.06	0.53	1.94

Standard Equities Segment* (based on non-consolidated reports**)

Issue	Issuer	P / E	P / S	P / B	P / EBIT	ROA	EBIT / Total Asts.	ROE	EBIT / Equity	Current Ratio	Debt / Equity	Assets Turnover
94G	235 Holdings AD-Sofia			21.29						6.83		
A72	Agria Group Holding AD-Varna	34.60	12.20	1.09	16.62	0.01	0.03	0.03	0.06	0.67	0.55	0.04
6AB	Albena AD-Albena	14.74	1.77	0.39	5.43	0.02	0.02	0.03	0.03	0.35	0.25	0.17
6AM	Alcomet AD-Shumen	18.02	0.56	0.91	7.24	0.03	0.04	0.05	0.07	1.47	0.42	0.99
A4L	Allterco AD-Sofia	21.22	116.63	2.23	20.05	0.09	0.10	0.11	0.12	8.57	0.16	0.02
A00	BG Agro AD-Varna	767.44	65.11	0.92	550.75					1.46	0.03	0.01
5BP	Billboard AD-Sofia	34.21	0.46	0.20	2.62		0.01	0.01	0.02	1.74	0.38	0.28
5BR	Bulgarian River Shipping AD-Ruse		2.20	0.40						0.50	0.21	0.14
BSO	Bulgarian Stock Exchange-Sofia	24.00	8.13	3.02	23.60	0.12	0.12	0.14	0.13	5.47	0.10	0.36
5BN	CB Bulgarian American Credit Bank AD-Sofia	13.16	3.51	0.86		0.01		0.07			0.87	
5CP	CB Texim Bank AD-Sofia	72.28	5.31	2.02				0.03			0.88	
3CZ	CEZ Distribution Bulgaria AD-Sofia		1.22	0.72	5.80					0.68	0.34	0.40
1CZ	CEZ Electro Bulgaria AD-Sofia	6.95	0.22	0.82	6.10	0.06	0.07	0.12	0.14	2.20	0.48	1.87
5DOV	Doverie United Holding PLC-Sofia		42.50	1.90						6.53	0.52	0.02
0EA	Elana Agrocredit AD-Sofia	16.08	5.35	1.04	11.68	0.04	0.06	0.06	0.09	4.59	0.33	0.12
52E	Elhim Iskra AD-Pazardzhik	28.90	0.62	0.65	8.47	0.02	0.02	0.02	0.03	9.34	0.12	0.96
57E	EMKA AD-Sevlievo	19.76	0.60	1.50	9.96	0.07	0.08	0.08	0.09	5.22	0.13	2.22
5EO	Etropal AD-Etropole	863.64	3.60	5.59	34.76		0.02	0.01	0.05	0.89	0.64	0.60
4EH	Eurohold Bulgaria AD-Sofia	202.65	15.47	1.12	18.49		0.03	0.01	0.06	0.13	0.43	0.04
5AF	Far AD-Sofia											
4F6	Fazerles AD-Silistra	59.42	0.77	0.50	10.87	0.01	0.01	0.01	0.01	16.74	0.06	0.61
4F8	Formoplast AD-Kardzhali		14.93	9.17	189.95					1.84	0.23	0.48
GTH	Galata Investment Company AD-Varna		26.09	1.66						4.36	0.01	0.06
GR6	Gradus AD-Stara Zagora			1.25	0.02					1472.52		
58E	Himsnab Bulgaria AD-Sofia	45.60	85.18	1.23	41.21	0.02	0.02	0.03	0.03	2.98	0.21	0.01
6N3	Holding Nov Vek AD-Sofia	52.78	12.27	1.68	18.65	0.01	0.03	0.04	0.10	1.95	0.55	0.05
4HS	Holding Sveta Sofia AD-Sofia	7.96	4.47	0.92	5.24	0.05	0.08	0.14	0.21	1.10	0.60	0.09
5V2	Holding Varna AD-Varna	44.36	23.26	1.33	26.83	0.02	0.03	0.03	0.05	3.58	0.21	0.04

* Ratios are calculated on the base of the last weighted-average price as of the end of the month

** Financial reports data (ttm)

Methodology for Calculation of Financial Ratios is available at http://download.bse-sofia.bg/pdf/methodology_en.pdf

Financial Ratios

July
2019

Issue	Issuer	P / E	P / S	P / B	P / EBIT	ROA	EBIT / Total Asts.	ROE	EBIT / Equity	Current Ratio	Debt / Equity	Assets Turnover
4HE	Hydraulic Elements and Systems AD-Yambol	16.53	1.38	2.50	9.49	0.12	0.13	0.15	0.17	2.06	0.24	1.38
4I8	Industrial Capital Holding AD-Sofia	18.19	10.63	1.36	18.16	0.07	0.07	0.08	0.08	6.65	0.07	0.13
4ID	Industrial Holding Bulgaria PLC-Sofia	8.90	7.98	0.42	8.59	0.05	0.05	0.05	0.05	2.36	0.06	0.05
6R1	Industry Development Holding JSC-Sofia	3.95	2.21	0.83	2.36	0.08	0.14	0.24	0.40	2.96	0.61	0.15
4IN	Investor.BG AD-Sofia	322.79	8.32	1.98	211.66	0.01		0.01		2.13	0.17	0.20
4L4	Lavena AD-Shumen	38.13	2.06	1.90	15.79	0.03	0.05	0.05	0.07	3.22	0.32	0.63
5MH	M+S Hydraulic AD-Kazanlak	24.68	2.48	3.96	14.05	0.12	0.14	0.16	0.17	2.25	0.28	1.24
178B	Neo London Capital PLC-Sofia	7.06		0.78	3.75	0.05	0.09	0.12	0.23	11.86	0.60	
3NB	Neochim AD-Dimitrovgrad		0.24	0.71						1.53	0.31	2.04
5ODE	Odessos Shiprepair Yard AD-Varna	24.97	1.08	0.62	9.82	0.02	0.02	0.02	0.03	1.91	0.09	0.52
4O1	Oil and Gas Exploration and Production AD-Sofia	28.02	3.33	0.85	9.49	0.02	0.03	0.03	0.04	2.14	0.22	0.20
5PET	Petrol AD-Sofia		0.04	1.80						1.33	0.91	4.36
RGL	Regala Invest AD-Varna	4323.00	125.00	2.19	182.02		0.01		0.01	1.42	0.14	0.02
6R2	Rodna Zemya Holding AD-Dobrich	10.84	5.35	1.22	6.84	0.05	0.08	0.14	0.23	2.61	0.58	0.11
6S4	Severcoop Gamza Holding AD-Sofia	12.84	4.47	0.86	6.33	0.03	0.07	0.08	0.15	2.03	0.64	0.09
6S5	Sila Holding AD-Stara Zagora	15.76	12.11	1.51	13.77	0.08	0.09	0.10	0.11	82.08	0.16	0.10
6SOA	Sofia Commerce-Pawn Brokerage AD-Sofia	9.93	1.78	1.02	8.61	0.09	0.10	0.10	0.11	10.45	0.10	0.51
SO5	Sopharma Trading AD-Sofia	11.34	0.29	2.75	7.41	0.05	0.07	0.25	0.31	1.07	0.80	2.04
OSP	Speedy AD-Sofia	19.24	1.96	4.41	8.84	0.13	0.15	0.25	0.30	0.79	0.56	1.25
3NJ	SS Konstantine And Elena Holding AD-Varna		9.18	1.40						0.81	0.46	0.09
5SR	Stara Planina Hold AD-Sofia	18.45	15.65	2.92	18.44	0.14	0.14	0.16	0.16	1.43	0.20	0.16
6S7	Synergon Holding AD-Sofia		3.02	0.13						0.74	0.30	0.03
EHN	Synthetica AD-Sofia	81.45	40.92	7.24	53.55	0.04	0.06	0.09	0.14	1.09	0.71	0.07
7TH	Tchaikapharma High Quality Medicines AD-Sofia	64.09	18.86	8.10	45.12	0.10	0.11	0.12	0.13	5.99	0.13	0.35
3TV	Toplivo AD-Sofia		0.08	0.15						2.59	0.36	1.02
T57	Trace Group Hold AD-Sofia	6.93	0.38	0.58	5.40	0.06	0.06	0.09	0.09	2.19	0.29	1.03
1VX	Velgraf Asset Management AD-Sofia	94.53	17.42	2.33	37.00	0.02	0.03	0.02	0.04	1.78	0.25	0.09
2YH	VF Alternative AD-Sofia			1.00								
4PX	Yuri Gagarin PLC-Plovdiv		0.11	0.12	1.36		0.01		0.01	2.09	0.40	0.77
T43	Zarneni Hrani Bulgaria AD-Sofia	12.01	36.38	0.16	9.53	0.01	0.01	0.01	0.02	0.86	0.17	
3ZL	Zlatni Pyasatsi AD-Varna		1.41	0.15	54.71					4.23	0.06	0.10

Standard Equities Segment* (based on consolidated reports**)

Issue	Issuer	P / E	P / S	P / B	P / EBIT	ROA	EBIT / Total Asts.	ROE	EBIT / Equity	Current Ratio	Debt / Equity	Assets Turnover
94G	235 Holdings AD-Sofia		3,065.40	21.67						7.46	0.11	
A72	Agria Group Holding AD-Varna	4.67	0.21	0.40	2.25	0.10	0.16	0.25	0.37	1.14	0.58	2.31
6AB	Albena AD-Albena	20.94	1.37	0.38	5.14	0.01	0.02	0.02	0.03	0.50	0.26	0.22
6AM	Alcomet AD-Shumen	15.64	0.54	0.91	6.86	0.04	0.05	0.07	0.08	1.50	0.41	1.08
A4L	Allterco AD-Sofia	11.44	0.91	1.46	8.05	0.17	0.20	0.21	0.25	1.95	0.29	2.14
A00	BG Agro AD-Varna	8.95	0.53	0.66	5.12	0.10	0.12	0.10	0.12	1.04	0.42	1.64
5BP	Billboard AD-Sofia	51.32	0.11	0.19	1.09		0.04		0.05	0.88	0.56	1.22
5BR	Bulgarian River Shipping AD-Ruse		1.57	0.37	836.93					0.93	0.17	0.19
BSO	Bulgarian Stock Exchange-Sofia	9.99	3.37	2.43	8.27	0.29	0.33	0.34	0.38	1.17	0.82	0.87
5BN	CB Bulgarian American Credit Bank AD-Sofia	12.57	3.45	0.85		0.01		0.07			0.87	
5CP	CB Texim Bank AD-Sofia	70.04	5.17	2.00				0.03			0.88	
3CZ	CEZ Distribution Bulgaria AD-Sofia	145,242.67	1.20	0.71	5.46				0.01	0.75	0.34	0.41
5DOV	Doverie United Holding PLC-Sofia	6.29	0.37	0.79	2.75	0.15	0.24	0.29	0.46	1.06	0.70	2.61
5EO	Etropal AD-Etropole	459.68	3.44	5.46	33.33		0.02	0.01	0.06	0.89	0.61	0.65

* Ratios are calculated on the base of the last weighted-average price as of the end of the month

** Financial reports data (ttm)

Methodology for Calculation of Financial Ratios is available at http://download.bse-sofia.bg/pdf/methodology_en.pdf

Financial Ratios

July
2019

Issue	Issuer	P / E	P / S	P / B	P / EBIT	ROA	EBIT / Total Asts.	ROE	EBIT / Equity	Current Ratio	Debt / Equity	Assets Turnover
4EH	Eurohold Bulgaria AD-Sofia	19.51	0.27	2.19	6.28	0.03	0.08	0.06	0.15	1.10	0.86	2.36
GR6	Gradus AD-Stara Zagora			1.24	5.10					4.49	0.12	
58E	Himsnab Bulgaria AD-Sofia	23.39	5.18	0.97	12.45	0.04	0.07	0.05	0.09	2.16	0.38	0.19
6N3	Holding Nov Vek AD-Sofia	30.08	1.28	4.07	7.44	0.02	0.06	0.07	0.21	3.35	0.87	0.47
4HS	Holding Sveta Sofia AD-Sofia	6.08	0.92	0.92	3.22	0.07	0.12	0.19	0.36	1.04	0.74	0.44
5V2	Holding Varna AD-Varna		2.83	1.35	38.47					1.84	0.50	0.35
4I8	Industrial Capital Holding AD-Sofia	11.06	0.13	0.53	1.05	0.11	0.70	0.11	0.73	4.62	0.14	9.24
4ID	Industrial Holding Bulgaria PLC-Sofia	9.95	0.97	0.34	3.70	0.04	0.06	0.05	0.07	1.20	0.21	0.43
6R1	Industry Development Holding JSC-Sofia	4.80	1.49	0.64	2.00	0.07	0.16	0.20	0.49	2.82	0.68	0.22
4IN	Investor.BG AD-Sofia		4.47	2.47						1.82	0.45	0.38
4L4	Lavena AD-Shumen	30.09	1.73	1.91	11.48	0.04	0.05	0.06	0.08	6.14	0.26	0.62
5MH	M+S Hydraulic AD-Kazanlak	19.89	2.34	3.66	11.97	0.16	0.18	0.19	0.21	3.69	0.17	1.35
3NB	Neochim AD-Dimitrograd		0.25	0.67						1.81	0.25	1.86
4O1	Oil and Gas Exploration and Production AD-Sofia	23.05	1.95	0.96	7.47	0.02	0.03	0.03	0.04	2.66	0.22	0.27
5PET	Petrol AD-Sofia		0.04	1.31	27.35					1.31	0.89	4.52
6R2	Rodna Zemya Holding AD-Dobrich	3.11	0.55	1.06	2.15	0.19	0.24	0.50	0.65	1.27	0.67	1.05
6S4	Severcoop Gamza Holding AD-Sofia	6.55	3.01	0.88	3.81	0.07	0.12	0.15	0.26	2.87	0.63	0.15
6S5	Sila Holding AD-Stara Zagora	12.68	2.09	1.41	6.86	0.09	0.16	0.13	0.23	3.09	0.56	0.56
6SOA	Sofia Commerce-Pawn Brokerage AD-Sofia	5.72	0.94	1.01	4.98	0.10	0.11	0.10	0.12	18.08	0.07	0.58
SO5	Sopharma Trading AD-Sofia	24.85	0.24	3.13	9.07	0.02	0.04	0.11	0.17	1.05	0.84	2.49
OSP	Speedy AD-Sofia	21.69	1.31	4.93	7.45	0.11	0.15	0.22	0.29	0.87	0.66	1.85
3NJ	SS Konstantine And Elena Holding AD-Varna		2.16	1.69						0.44	0.70	0.37
5SR	Stara Planina Hold AD-Sofia	15.32	0.48	1.15	3.15	0.17	0.52	0.20	0.58	3.71	0.17	5.56
6S7	Synergon Holding AD-Sofia		0.05	0.08	2.37					1.95	0.20	2.02
EHN	Synthetica AD-Sofia		2.58	8.08	37.08					4.13	0.73	1.41
3TV	Toplivo AD-Sofia		0.07	0.15						2.59	0.37	1.32
T57	Trace Group Hold AD-Sofia	4.88	0.15	0.64	3.04	0.06	0.07	0.10	0.12	1.32	0.51	2.04
1VX	Velgraf Asset Management AD-Sofia	65.90	18.00	2.34	25.65	0.02	0.03	0.03	0.05	1.72	0.31	0.07
4PX	Yuri Gagarin PLC-Plovdiv	8.60	0.08	0.12	1.05	0.01	0.02	0.01	0.03	1.62	0.38	1.05
T43	Zarneni Hrani Bulgaria AD-Sofia	8.90	0.52	0.18	2.25	0.02	0.04	0.02	0.04	1.51	0.26	0.27
3ZL	Zlatni Pyasatsi AD-Varna		0.65	0.17	11.06					5.95	0.06	0.22

SPVs Segment* (based on non-consolidated reports**)

Issue	Issuer	P / E	P / S	P / B	P / EBIT	ROA	EBIT / Total Asts.	ROE	EBIT / Equity	Current Ratio	Debt / Equity	Assets Turnover
6A6	Advance Terrafund REIT-Sofia	14.44	8.89	0.66	14.44	0.04	0.04	0.05	0.05	3.45	0.03	0.07
5AX	Aktiv Properties REIT-Plovdiv	20.64	1.12	0.65	19.34	0.02	0.03	0.03	0.03	1.37	0.11	0.43
5H4	Balkan and Sea Properties REIT-Varna	16.15	11.17	2.00	12.89	0.08	0.10	0.14	0.17	14.90	0.41	0.11
BPY	Bravo Property Fund REIT-Sofia		36.90	1.05						4.63	0.47	0.02
5BU	Bulgarian Real Estate Fund REIT-Sofia	9.54	6.65	0.66	9.13	0.06	0.06	0.07	0.07	6.55	0.10	0.09
9BH	Bulgarian Receivables Fund SPE-Sofia			1.08						2.06	0.48	
5BD	Bulland Investments REIT-Sofia			0.98						0.17	0.11	
5EX	Exclusive Property REIT-Sofia	3.65	11.43	1.00	3.36	0.15	0.16	0.31	0.33	0.21	0.48	0.05
E7P	Expat Beta REIT-Sofia		28.42	0.89						0.10	0.21	0.02
6F3	FairPlay Properties REIT-Sofia	8.14	0.76	0.31	6.78	0.03	0.03	0.04	0.04	6.53	0.17	0.31
RPR	Roi Property Fund REIT-Sofia	5.09	1.89	1.17	3.80	0.10	0.13	0.26	0.35	3.63	0.56	0.27
6S6	Sopharma Properties REIT-Sofia	122.11	11.87	2.18	18.89	0.01	0.08	0.02	0.12	0.20	0.29	0.13
6SB	Super Borovetz Property Fund REIT-Varna		30.61	1.41	22.18				0.06	0.41	0.66	0.02

* Ratios are calculated on the base of the last weighted-average price as of the end of the month

** Financial reports data (ttm)

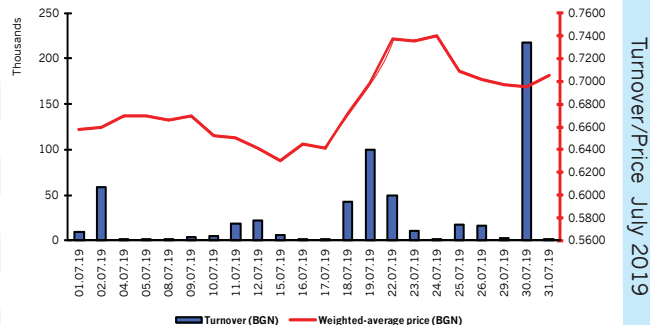
Methodology for Calculation of Financial Ratios is available at http://download.bse-sofia.bg/pdf/methodology_en.pdf

Top 5 Stocks by Trades

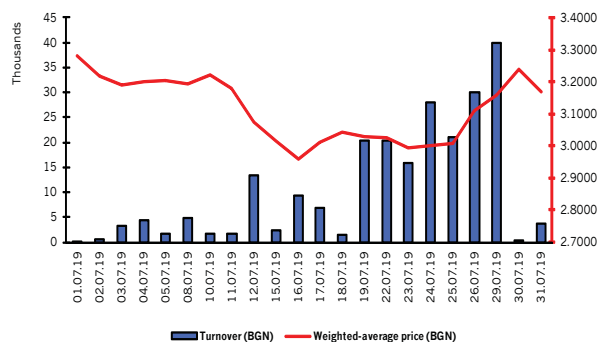
July 2019

Sirma Group Holding

BSE code of the issue	SKK
Volume of the issue (common shares)	59,360,518
Nominal value (BGN per share)	1.00
Last gross dividend 2018 (BGN per share)	0.00
Trading on regulated market as from the beginning of the year	
Volume in lots	3,859,968
Value in BGN	3,000,570.80
Trades	1,293



Turnover/Price July 2019

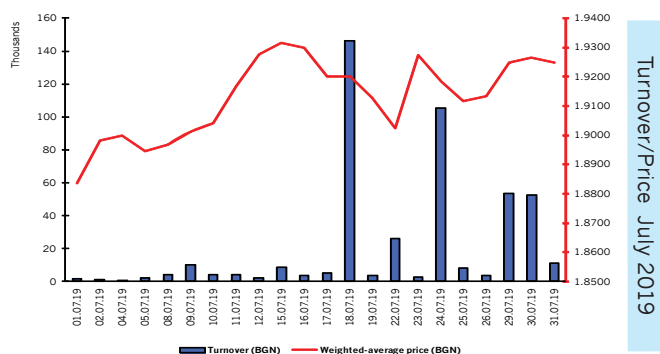


First Investment Bank

BSE code of the issue	5F4
Volume of the issue (common shares)	110,000,000
Nominal value (BGN per share)	1.00
Last gross dividend 2018 (BGN per share)	0.00
Trading on regulated market as from the beginning of the year	
Volume in lots	293,035
Value in BGN	973,565.97
Trades	756

Advance Terrafund REIT

BSE code of the issue	6A6
Volume of the issue (common shares)	85,110,091
Nominal value (BGN per share)	1.00
Last gross dividend 2018 (BGN per share)	0.0470
Trading on regulated market as from the beginning of the year	
Volume in lots	2,552,513
Value in BGN	4,850,486.90
Trades	1,316

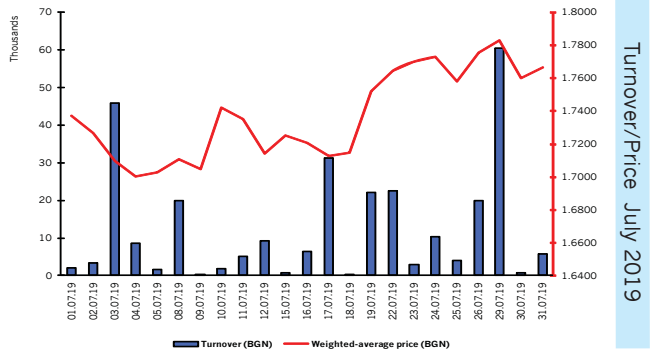


Top 5 Stocks by Trades

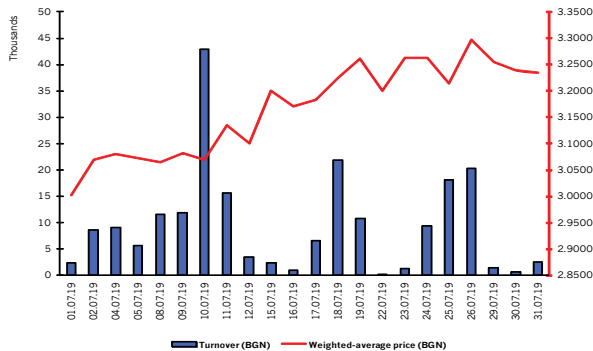
July 2019

Chimimport

BSE code of the issue	6C4
Volume of the issue (common shares)	239,646,267
Nominal value (BGN per share)	1.00
Last gross dividend 2017 (BGN per share)	0.0630
Trading on regulated market as from the beginning of the year	
Volume in lots	1,911,387
Value in BGN	3,539,161.09
Trades	1,444



Turnover/Price July 2019



Doverie United Holding

BSE code of the issue	5DOV
Volume of the issue (common shares)	18,736,099
Nominal value (BGN per share)	1.00
Last gross dividend 2018 (BGN per share)	0.00
Trading on regulated market as from the beginning of the year	
Volume in lots	1,469,715
Value in BGN	3,840,838.42
Trades	1,721