

**July
2018**

MONTHLY BULLETIN



БФБ

BULGARIAN STOCK EXCHANGE

1000 Sofia, 6 Tri ushi St.

Tel: (+359 2) 937 09 45; Fax: (+359 2) 937 09 46

<http://www.bse-sofia.bg>; e-mail: bse@bse-sofia.bg

General Statistics

July
2018

Capitalization of BSE Main Market		Change	
As of 31 July 2018			
Market Segment	Capitalization	June * 2018	July * 2017
Premium Equities Segment	2,128,991,064.11	-1.51%	-8.88%
Standard Equities Segment	5,945,821,996.09	-2.63%	-9.06%
Special Purpose Vehicles Segment	663,475,747.96	-4.20%	7.88%
Total Capitalization of BSE Main Market	8,738,288,808.16	-2.48%	-7.92%

* as of the end of the period

Issues admitted to trading on BSE Main Market			
Market Segment	Number of new issues	Number of delisted issues	Number of listed issues as of the end of the month
Premium Equities Segment	0	0	7
Standard Equities Segment	1	1	77
Special Purpose Vehicles Segment	0	0	15
Bonds Segment	0	1	59
Compensatory Instruments Segment	0	0	3
Exchange Traded Products Segment	0	0	12
Subscription Rights Segment	5	4	3
Initial Public Offering Segment	0	0	0
Government Securities Segment	0	0	20
TOTAL :	6	6	196

* as of the end of the period

BSE Indices

SOFIX

Value *	634.03
Monthly change	-0.04%
Annual change	-11.35%
P/E **	10.32
P/B **	0.83

BGBX 40

Value *	122.70
Monthly change	-1.76%
Annual change	-9.46%
P/E **	12.23
P/B **	1.27

BG TR30

Value *	525.48
Monthly change	0.02%
Annual change	-4.23%
P/E **	42.34
P/B **	1.45

BG REIT

Value *	115.86
Monthly change	-0.30%
Annual change	0.74%
P/E **	12.44
P/B **	1.07

* Values as of 31 July 2018

** P (prices) are weighted-average

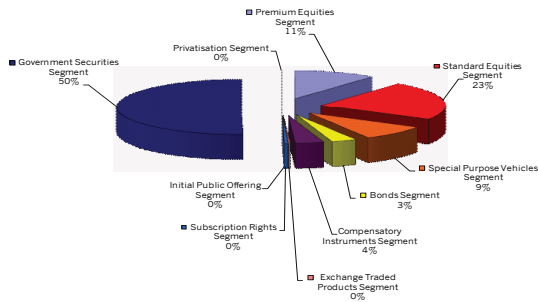
** Financial reports data (ttm)

Monthly Trading by BSE Main Market Segments

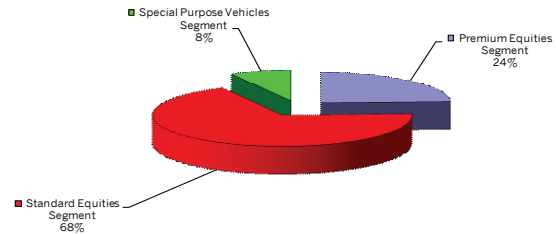
Market Segment	July 2018			Change in turnover (%)	
	Trades	Turnover (BGN)	Volume (lots)	June 2018	July 2017
Premium Equities Segment	885	2,494,509	1,134,179	-54.25%	-50.67%
Standard Equities Segment	1,174	5,328,816	1,475,154	-75.65%	-54.02%
Special Purpose Vehicles Segment	707	2,029,578	1,080,072	17.58%	83.20%
Bonds Segment	14	750,391	682	-61.06%	-74.26%
Compensatory Instruments Segment	159	863,519	1,340,774	116.16%	41.86%
Exchange Traded Products Segment	33	47,010	146,675	-48.31%	-20.04%
Subscription Rights Segment	202	106,520	19,156,471	n/a	3578.01%
Initial Public Offering Segment	0	0	0	-100.00%	n/a
Government Securities Segment	2	11,726,040	10,500	1047.75%	n/a
Privatisation Segment	0	0	0	n/a	n/a
TOTAL:	3,176	23,346,384	24,344,507	-79.50%	9.40%
OTC trades ***	0	0	0	n/a	-100.00%

*** Effective as from 03 January 2018, no OTC trades July be announced through the trading system of BSE

Turnover by Segments of BSE Main Market



Capitalization by Segments of BSE Main Market



New issues admitted to trading on the BSE Main Market in July

Issue	Issuer	First Trading Day	Trading Currency	Amount of the issue in the respective currency	Market Segment
94G	235 Холдингс АД-София	05.07.2018	BGN	5,109,000	Сегмент акции Standard

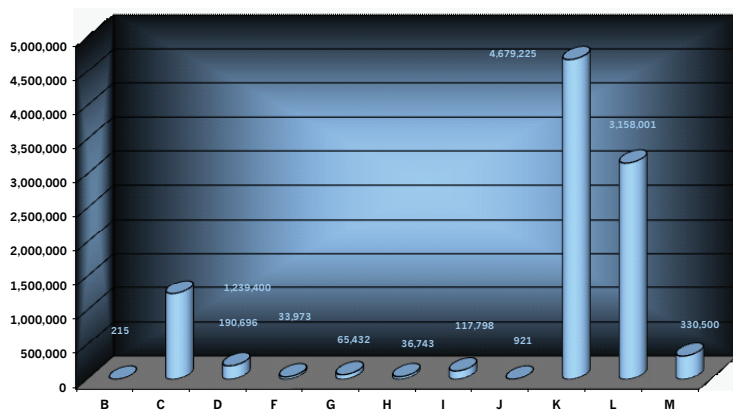
Daily-Average Trading by BSE Main Market Segments

Market Segment	July 2018			Change in turnover (%)	
	Trades	Turnover (BGN)	Volume (lots)	June 2018	July 2017
Premium Equities Segment	40	113,387	51,554	-56.33%	-52.92%
Standard Equities Segment	53	242,219	67,052	-76.76%	-56.11%
Special Purpose Vehicles Segment	32	92,254	49,094	12.23%	74.87%
Bonds Segment	1	34,109	31	-62.83%	-75.43%
Compensatory Instruments Segment	7	39,251	60,944	106.33%	35.41%
Exchange Traded Products Segment	2	2,137	6,667	-50.66%	-23.68%
Subscription Rights Segment	9	4,842	870,749	n/a	3410.83%
Initial Public Offering Segment	0	0	0	-100.00%	n/a
Government Securities Segment	0	533,002	477	995.58%	n/a
Privatisation Segment	0	0	0	n/a	n/a
TOTAL:	144	1,061,199	1,106,569	-80.43%	4.43%
OTC trades ***	0	0	0	n/a	-100.00%

*** Effective as from 03 January 2018, no OTC trades July be announced through the trading system of BSE

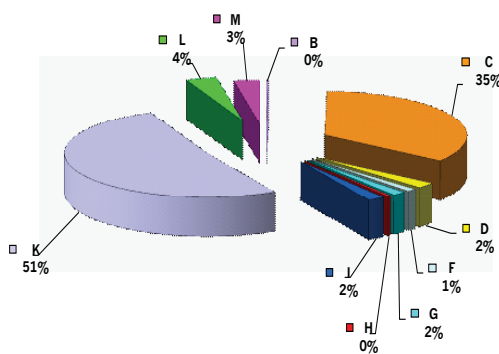
Trading by Industries (according to NACE.BG-2008)		Trades	Volume (lots)	Turnover (BGN)
B	Mining and quarrying	1	30	214.50
C	Manufacturing	619	256,419	1,239,399.62
D	Electricity,gas,steam and air conditioning supply	107	569	190,696.00
F	Construction	45	9,167	33,972.92
G	Wholesale and retail trade; repair of motor vehicles and motorcycles	94	76,124	65,432.18
H	Transportation and storage	25	1,783	36,743.30
I	Accommodation and food service activities	57	4,126	117,797.84
J	Information and communication	2	66	921.00
K	Financial and insurance activities	1,582	2,427,539	4,679,224.60
L	Real estate activities	79	563,519	3,158,000.64
M	Professional, scientific and technical activities	155	350,063	330,500.23

Share of industries in the total turnover (BGN) on the BSE Main Market in July



- B Mining and quarrying
- C Manufacturing
- D Electricity,gas,steam and air conditioning supply
- F Construction
- G Wholesale and retail trade; repair of motor vehicles and motorcycles
- H Transportation and storage
- I Accommodation and food service activities
- J Information and communication
- K Financial and insurance activities
- L Real estate activities
- M Professional, scientific and technical activities

Share of industries in the total turnover (BGN) on the BSE Main Market in the last 365 days



- B Mining and quarrying
- C Manufacturing
- D Electricity,gas,steam and air conditioning supply
- F Construction
- G Wholesale and retail trade; repair of motor vehicles and motorcycles
- H Transportation and storage
- I Accommodation and food service activities
- J Information and communication
- K Financial and insurance activities
- L Real estate activities
- M Professional, scientific and technical activities

TOP 5

Liquidity Ranking

Issuer	Trades	Volume (lots)	Turnover (BGN)
Advance Terrafund REIT-Sofia	427	549,261	1,166,536.82
Chimimport AD-Sofia	271	532,077	1,164,172.90
Sopharma AD-Sofia	177	130,912	526,907.40
Sirma Group Holding JSC-Sofia	131	348,193	310,489.53
Bulgarian Real Estate Fund REIT-Sofia	124	196,576	373,061.53

TOP 5

Members

Trades	Turnover (BGN)
Inv. Intermediary "Karoll" 2,246	CB "Investbank" 11,214,219.10
Inv. Intermediary "Elana Trading" 941	CB "Bulgarian Development Bank" AD-Sofia 11,210,270.00
Inv. Intermediary "First Financial Brokerage House" 612	Inv. Intermediary "Aval IN" 5,987,561.20
Inv. Intermediary "BenchMark Finance" 488	Inv. Intermediary "Karoll" 3,390,719.62
Inv. Intermediary "Capman" 364	Inv. Intermediary "Elana Trading" 2,704,525.12

TOP 30

Capitalization as of 31 July 2018

Issues of shares on the BSE Main Market

Issue	Issuer	Nominal (BGN)	Amount (Shares)	Closing price (BGN)	Capitalization (BGN)
7TH	Tchaikapharma High Quality Medicines AD-Sofia	1.00	72,200,000	8.2000	592,040,000.00
3JR	Sopharma AD-Sofia	1.00	134,797,899	4.0000	539,191,596.00
6C4	Chimimport AD-Sofia	1.00	239,646,267	2.2000	527,221,787.40
3CZ	CEZ Distribution Bulgaria AD-Sofia	1.00	1,928,000	232.0000	447,296,000.00
5F4	CB First Investment Bank AD-Sofia	1.00	110,000,000	3.5500	390,500,000.00
5MB	Monbat AD-Sofia	1.00	39,000,000	8.4000	327,600,000.00
4EH	Eurohold Bulgaria AD-Sofia	1.00	197,525,600	1.6300	321,966,728.00
5MH	M+S Hydraulic AD-Kazanlak	1.00	39,055,200	7.5500	294,866,760.00
1VX	Velgraf Asset Management AD-Sofia	1.00	68,979,758	3.6800	253,845,509.44
SO5	Sopharma Trading AD-Sofia	1.00	32,905,009	7.3000	240,206,565.70
6AM	Alcomet AD-Shumen	1.00	17,952,959	13.0000	233,388,467.00
6AB	Albena AD-Albena	1.00	4,273,126	53.0000	226,475,678.00
OSP	Speedy AD-Sofia	1.00	5,377,619	42.0000	225,859,998.00
4CF	CB Central Cooperative Bank AD-Sofia	1.00	113,154,291	1.7500	198,020,009.25
5V2	Holding Varna AD-Varna	1.00	5,235,900	37.4000	195,822,660.00
6A6	Advance Terrafund REIT-Sofia	1.00	85,110,091	2.0700	176,177,888.37
5BN	CB Bulgarian American Credit Bank AD-Sofia	1.00	24,691,313	6.0000	148,147,878.00
3MZ	Svilosa AD-Svishtov	1.00	31,754,944	4.6200	146,707,841.28
5SR	Stara Planina Hold AD-Sofia	1.00	21,000,000	6.7000	140,700,000.00
6S6	Sopharma Properties REIT-Sofia	1.00	20,103,965	6.4500	129,670,574.25
EHN	Synthetica AD-Sofia	1.00	3,000,000	42.0000	126,000,000.00
6AG	Agro Finance REIT-Plovdiv	1.00	32,219,708	3.8220	123,143,723.98
GTH	Galata Investment Company AD-Varna	1.00	68,571,234	1.7500	119,999,659.50
3NB	Neochim AD-Dimitrograd	1.00	2,654,358	41.0000	108,828,678.00
58E	Himsnab Bulgaria AD-Sofia	1.00	2,494,631	43.0000	107,269,133.00
4ID	Industrial Holding Bulgaria PLC-Sofia	1.00	107,400,643	0.9800	105,252,630.14
5H4	Balkan and Sea Properties REIT-Varna	1.00	6,925,156	14.8000	102,492,308.80
1CZ	CEZ Electro Bulgaria AD-Sofia	10.00	5,000	20,400.0000	102,000,000.00
57B	Bulgartabac Holding AD-Sofia	1.00	7,367,222	13.1000	96,510,608.20
4KX	Korado Bulgaria AD-Strazhitsa	1.00	13,168,614	7.2000	94,814,020.80

Premium Equities Segment

Issue	Issuer	Nominal (BGN)	Amount (Shares)	Closing price (BGN)	Capitalisation (BGN)
3JR	Sopharma AD-Sofia	1.00	134,797,899	4.0000	539,191,596.00
4CF	CB Central Cooperative Bank AD-Sofia	1.00	113,154,291	1.7500	198,020,009.25
4KX	Korado Bulgaria AD-Strazhitsa	1.00	13,168,614	7.2000	94,814,020.80
5F4	CB First Investment Bank AD-Sofia	1.00	110,000,000	3.5500	390,500,000.00
5MB	Monbat AD-Sofia	1.00	39,000,000	8.4000	327,600,000.00
6C4	Chimimport AD-Sofia	1.00	239,646,267	2.2000	527,221,787.40
SKK	Sirma Group Holding JSC-Sofia	1.00	59,360,518	0.8700	51,643,650.66

Standard Equities Segment

Issue	Issuer	Nominal (BGN)	Amount (Shares)	Closing price (BGN)	Capitalisation (BGN)
94G	235 Holdings AD-Sofia	1.00	5,109,000	6.4000	32,697,600.00
6A8	Advance Equity Holding AD-Sofia	1.00	35,945,592	0.6750	24,263,274.60
A72	Agria Group Holding AD-Varna	1.00	6,800,000	11.1000	75,480,000.00
6AB	Albena AD-Albena	1.00	4,273,126	53.0000	226,475,678.00
6AM	Alcomet AD-Shumen	1.00	17,952,959	13.0000	233,388,467.00
A4L	Allterco AD-Sofia	1.00	15,000,000	1.8700	28,050,000.00
6AR	Aroma AD-Sofia	1.00	15,491,829	1.4800	22,927,906.92
6AN	Asenova Krepost AD-Asenovgrad	3.00	2,546,011	10.0000	25,460,110.00
A00	BG Agro AD-Varna	1.00	40,357,440	2.1400	86,364,921.60
5BP	Billboard AD-Sofia	1.00	15,000,000	0.3600	5,400,000.00
40E	Bioiasis AD-Sofia	1.00	1,200,000	16.0800	19,296,000.00
BPT	Bulgarian Private Equity Fund AD-Sofia	1.00	3,325,006	1.0670	3,547,781.40
5BR	Bulgarian River Shipping AD-Ruse	1.00	35,708,674	0.6600	23,567,724.84
BSO	Bulgarian Stock Exchange-Sofia	1.00	6,582,860	6.1500	40,484,589.00
57B	Bulgartabac Holding AD-Sofia	1.00	7,367,222	13.1000	96,510,608.20
5BN	CB Bulgarian American Credit Bank AD-Sofia	1.00	24,691,313	6.0000	148,147,878.00
5CP	CB Texim Bank AD-Sofia	1.00	27,995,036	2.7000	75,586,597.20
C81	CBA Asset Management AD-Veliko Tarnovo	1.00	2,020,000	0.7000	1,414,000.00
3CZ	CEZ Distribution Bulgaria AD-Sofia	1.00	1,928,000	232.0000	447,296,000.00
1CZ	CEZ Electro Bulgaria AD-Sofia	10.00	5,000	20,400.0000	102,000,000.00
CODA	Concord Fund-7 South-East Europe	10.00	967,000	11.3000	10,927,100.00
5DOV	Doverie United Holding PLC-Sofia	1.00	18,736,099	1.8050	33,818,658.70
0EA	Elana Agrocredit AD-Sofia	1.00	36,629,925	1.1300	41,391,815.25
52E	Elhim Iskra AD-Pazardzhik	1.00	25,108,410	1.0400	26,112,746.40
57E	EMKA AD-Sevlievo	1.00	21,505,776	2.7800	59,786,057.28
5EO	Etropal AD-Etropole	1.00	5,000,000	5.5000	27,500,000.00
4EH	Eurohold Bulgaria AD-Sofia	1.00	197,525,600	1.6300	321,966,728.00
6A9	Favorit Hold AD-Sofia	1.00	2,356,923	2.0000	4,713,846.00
4F6	Fazerles AD-Silistra	1.00	515,000	27.2000	14,008,000.00
4F8	Formoplast AD-Kardzhali	1.00	3,798,905	5.5000	20,893,977.50
5FC	Futures Capital AD-Sofia	1.00	420,500	24.0000	10,092,000.00
GTH	Galata Investment Company AD-Varna	1.00	68,571,234	1.7500	119,999,659.50
58E	Himsnab Bulgaria AD-Sofia	1.00	2,494,631	43.0000	107,269,133.00
6N3	Holding Nov Vek AD-Sofia	1.00	4,110,469	14.5000	59,601,800.50
5V2	Holding Varna AD-Varna	1.00	5,235,900	37.4000	195,822,660.00
4HE	Hydraulic Elements and Systems AD-Yambol	1.00	18,193,752	5.1000	92,788,135.20
4HI	Hydroizomat AD-Sofia	1.00	2,989,440	1.2100	3,617,222.40
4I8	Industrial Capital Holding AD-Sofia	1.00	15,551,960	2.7000	41,990,292.00
4ID	Industrial Holding Bulgaria PLC-Sofia	1.00	107,400,643	0.9800	105,252,630.14
4IN	Investor.BG AD-Sofia	1.00	4,782,362	14.0000	66,953,068.00
4KU	Kauchuk AD-Sofia	1.00	942,091	24.6000	23,175,438.60

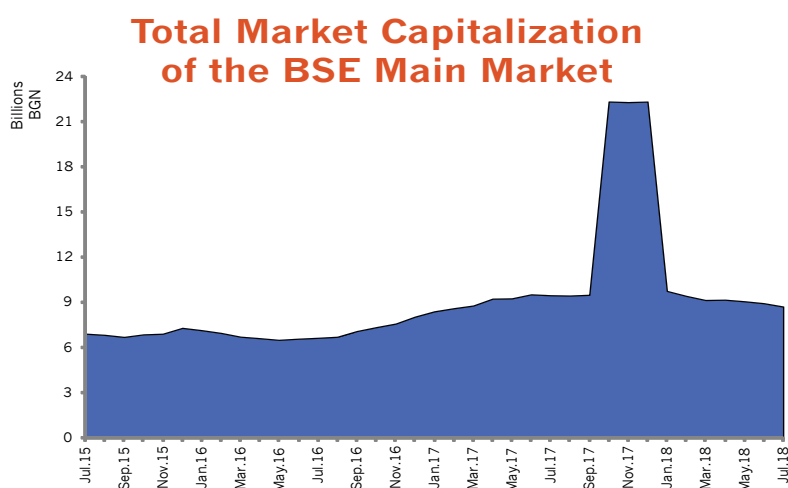
Capitalisation by Issues

July
2018

Issue	Issuer	Nominal (BGN)	Amount (Shares)	Closing price (BGN)	Capitalisation (BGN)
4L4	Lavena AD-Shumen	1.00	8,319,506	4.1000	34,109,974.60
6L1	Lomsko Pivo AD-Lom	1.00	4,500,000	0.4900	2,205,000.00
5MR	Momina Krepost AD-Veliko Tarnovo	1.00	1,691,184	3.0000	5,073,552.00
5MH	M+S Hydraulic AD-Kazanlak	1.00	39,055,200	7.5500	294,866,760.00
178B	Neo London Capital PLC-Sofia	100.00	99,950	120.0000	11,994,000.00
3NB	Neochim AD-Dimitrovgrad	1.00	2,654,358	41.0000	108,828,678.00
5ODE	Odessos Shiprepair Yard AD-Varna	1.00	586,642	87.5000	51,331,175.00
401	Oil and Gas Exploration and Production AD-Sofia	1.00	12,228,062	6.9400	84,862,750.28
5PET	Petrol AD-Sofia	4.00	27,312,403	1.0000	27,312,403.00
OPH	Phoenix Capital Holding AD-Sofia	100.00	1,000	100.0000	100,000.00
RBL	Real Bulland JSC-Sofia	1.00	2,500,000	1.0200	2,550,000.00
RGL	Regala Invest AD-Varna	1.00	18,428,734	2.6000	47,914,708.40
6S4	Severcoop Gamza Holding AD-Sofia	2.00	2,673,899	3.1000	8,289,086.90
6S5	Sila Holding AD-Stara Zagora	1.00	36,852,997	2.1200	78,128,353.64
3JL	Slanchev Bryag AD-Slanchev Bryag	1.00	1,957,808	3.3000	6,460,766.40
6SOA	Sofia Commerce-Pawn Brokerage AD-Sofia	1.00	2,400,000	3.5000	8,400,000.00
6SOP	Sofia Commerce-Pawn Brokerage AD-Sofia	1.00	201,154	4.6000	925,308.40
SO5	Sopharma Trading AD-Sofia	1.00	32,905,009	7.3000	240,206,565.70
SL9	Sparky Eltos AD-Lovech	1.00	39,985,608	0.1740	6,957,495.79
OSP	Speedy AD-Sofia	1.00	5,377,619	42.0000	225,859,998.00
3NJ	SS Konstantine And Elena Holding AD-Varna	1.00	2,309,561	20.6000	47,576,956.60
5SR	Stara Planina Hold AD-Sofia	1.00	21,000,000	6.7000	140,700,000.00
3MZ	Svilosa AD-Svishtov	1.00	31,754,944	4.6200	146,707,841.28
6S7	Synergon Holding AD-Sofia	1.00	18,358,849	1.1100	20,378,322.39
EHN	Synthetica AD-Sofia	1.00	3,000,000	42.0000	126,000,000.00
7TH	Tchaikapharma High Quality Medicines AD-Sofia	1.00	72,200,000	8.2000	592,040,000.00
T24	TK-Hold PLC-Sofia	1.00	8,539,384	1.5000	12,809,076.00
5T6	Todoroff AD-Sofia	1.00	3,400,000	0.2120	720,800.00
3TV	Toplivo AD-Sofia	1.00	5,416,829	3.8400	20,800,623.36
T57	Trace Group Hold AD-Sofia	1.00	24,200,000	3.9000	94,380,000.00
59X	Unipharm AD-Sofia	1.00	6,000,000	4.0000	24,000,000.00
4V5	Varna-Plod AD-Varna	1.00	52,709	398.0000	20,978,182.00
1VX	Velgraf Asset Management AD-Sofia	1.00	68,979,758	3.6800	253,845,509.44
4PX	Yuri Gagarin PLC-Plovdiv	1.00	1,003,904	26.0000	26,101,504.00
T43	Zarneni Hrani Bulgaria AD-Sofia	1.00	195,660,287	0.3280	64,176,574.14
3ZL	Zlatni Pyasatsi AD-Varna	1.00	6,493,577	2.0200	13,117,025.54

Special Purpose Vehicles Segment

Issue	Issuer	Nominal (BGN)	Amount (Shares)	Closing price (BGN)	Capitalisation (BGN)
28R	BPD Industrial Real Estate Fund REIT-Sofia	1.00	650,000	1.0100	656,500.00
4IC	Intercapital Property Development REIT-Sofia	1.00	6,011,476	0.1110	667,273.84
4PY	Prime Property BG REIT-Sofia	1.00	35,706,593	0.4500	16,067,966.85
5AX	Aktiv Properties REIT-Plovdiv	9.00	2,192,011	4.7400	10,390,132.14
5BD	Bulland Investments REIT-Sofia	1.00	15,008,125	1.0000	15,008,125.00
5BU	Bulgarian Real Estate Fund REIT-Sofia	1.00	20,150,000	1.9100	38,486,500.00
5H4	Balkan and Sea Properties REIT-Varna	1.00	6,925,156	14.8000	102,492,308.80
6A6	Advance Terrafund REIT-Sofia	1.00	85,110,091	2.0700	176,177,888.37
6A7	Agroenergy Invest REIT-Sofia	1.00	27,961,916	0.9990	27,933,954.08
6AG	Agro Finance REIT-Plovdiv	1.00	32,219,708	3.8220	123,143,723.98
6BMA	Fund Estates REIT-Sofia	1.00	23,394,706	0.0250	584,867.65
6F3	FairPlay Properties REIT-Sofia	1.00	33,145,400	0.5300	17,567,062.00
6S6	Sopharma Properties REIT-Sofia	1.00	20,103,965	6.4500	129,670,574.25
E7P	Expat Beta REIT-Sofia	1.00	5,143,190	0.9000	4,628,871.00
GE5	Glenmoore Capital REIT-Varna	1.00	650,000		



Trade by Issues

July
2018

Premium Equities Segment

Issue	Issuer	Trades	Volume (lots)	Turnover (BGN)	Trading currency	Weighted & Corrected Values			Closing price	As from
						Average price	Min. price	Max. price		
3JR	Sopharma AD-Sofia	177	130,912	526,907.40	BGN	4.0250	4.0004	4.0733	4.0000	31.07.2018
4CF	CB Central Cooperative Bank AD-Sofia	67	49,963	87,987.39	BGN	1.7610	1.7350	1.7930	1.7500	31.07.2018
4KX	Korado Bulgaria AD-Strazhitsa	74	16,647	120,179.25	BGN	7.2190	7.0449	7.4500	7.2000	31.07.2018
5F4	CB First Investment Bank AD-Sofia	101	37,667	131,989.27	BGN	3.5040	3.4000	3.6000	3.5500	31.07.2018
5MB	Monbat AD-Sofia	64	18,720	152,783.15	BGN	8.1470	8.0113	8.4000	8.4000	31.07.2018
6C4	Chimimport AD-Sofia	271	532,077	1,164,172.90	BGN	2.1550	2.1208	2.2433	2.2000	31.07.2018
SKK	Sirma Group Holding JSC-Sofia	131	348,193	310,489.53	BGN	0.8920	0.8621	0.9300	0.8700	31.07.2018

Standard Equities Segment

Issue	Issuer	Trades	Volume (lots)	Turnover (BGN)	Trading currency	Weighted & Corrected Values			Closing price	As from
						Average price	Min. price	Max. price		
0EA	Elana Agrocredit AD-Sofia	87	127,883	143,327.96	BGN	1.1210	1.0989	1.1324	1.1300	31.07.2018
0SP	Speedy AD-Sofia	20	883	36,191.80	BGN	40.8470	39.6000	42.0000	42.0000	27.07.2018
178B	Neo London Capital PLC-Sofia	1	5	600.00	BGN	120.0000	120.0000	120.0000	120.0000	11.07.2018
1CZ	CEZ Electro Bulgaria AD-Sofia	3	3	60,400.00	BGN	20,133.3330	20,000.0000	20,400.0000	20,400.0000	31.07.2018
1VX	Velgraf Asset Management AD-Sofia	1	200	736.00	BGN	3.6800	3.6800	3.6800	3.6800	23.07.2018
3CZ	CEZ Distribution Bulgaria AD-Sofia	104	566	130,296.00	BGN	230.2050	223.3333	261.0000	232.0000	31.07.2018
3JL	Slanchev Bryag AD-Slanchev Bryag	3	2,003	6,611.90	BGN	3.3010	3.3010	3.3200	3.3000	12.07.2018
3MZ	Svilosa AD-Svishtov	51	11,565	51,031.14	BGN	4.4070	4.2090	4.6361	4.6200	31.07.2018
3NB	Neochim AD-Dimitrovgrad	20	2,511	109,930.20	BGN	43.7790	41.4000	44.2000	41.0000	30.07.2018
3NJ	SS Konstantine And Elena Holding AD-Varna	4	4,076	86,821.60	BGN	21.3010	20.2000	22.4000	20.6000	27.07.2018
3TV	Toplivo AD-Sofia	4	700	2,702.00	BGN	3.8600	3.8000	3.9000	3.8400	25.07.2018
3ZL	Zlatni Pyasatsi AD-Varna	10	2,065	5,177.34	BGN	2.5070	2.0200	2.9200	2.0200	30.07.2018
4EH	Eurohold Bulgaria AD-Sofia	49	426,780	630,623.28	BGN	1.4690	1.4330	1.6100	1.6300	31.07.2018
4F6	Fazerles AD-Silistra	11	271	6,563.00	BGN	24.2180	22.4000	27.2000	27.2000	20.07.2018
4F8	Formoplast AD-Kardzhali	5	360	1,929.25	BGN	5.3590	5.3000	5.5000	5.5000	31.07.2018
4HE	Hydraulic Elements and Systems AD-Yambol	33	6,311	31,381.34	BGN	4.9720	4.9067	5.0000	5.1000	25.07.2018
4HI	Hydroizomat AD-Sofia	1	500	605.00	BGN	1.2100	1.2100	1.2100	1.2100	25.07.2018
4I8	Industrial Capital Holding AD-Sofia	10	5,210	14,363.40	BGN	2.7170	2.6800	2.7370	2.7000	27.07.2018
4ID	Industrial Holding Bulgaria PLC-Sofia	17	26,115	25,306.51	BGN	0.9690	0.9500	0.9800	0.9800	31.07.2018
4IN	Investor.BG AD-Sofia	2	66	921.00	BGN	13.9550	13.5000	14.0000	14.0000	30.07.2018
4KU	Kauchuk AD-Sofia	8	249	6,293.00	BGN	21.1850	20.4250	24.6000	24.6000	12.07.2018
4L4	Lavena AD-Shumen	7	191	9,244.50	BGN	3.9790	3.9230	4.1000	4.1000	30.07.2018
4O1	Oil and Gas Exploration and Production AD-Sofia	1	30	214.50	BGN	6.9400	6.9400	6.9400	7.1500	03.07.2018
4PX	Yuri Gagarin PLC-Plovdiv	15	1,267	30,306.00	BGN	23.9200	21.4923	25.2000	26.0000	30.07.2018
52E	Elhim Iskra AD-Pazardzhik	15	16,418	17,323.42	BGN	1.0540	1.0387	1.1500	1.0400	31.07.2018
57B	Bulgartabac Holding AD-Sofia	26	424	5,970.30	BGN	14.0810	12.1000	15.0000	13.1000	30.07.2018
57E	EMKA AD-Sevlievo	17	3,909	10,995.96	BGN	2.8130	2.7000	2.8800	2.7800	30.07.2018
58E	Himsnab Bulgaria AD-Sofia	1	20	860.00	BGN	43.0000	43.0000	43.0000	43.0000	23.07.2018
5BN	CB Bulgarian American Credit Bank AD-Sofia	7	271	1,628.00	BGN	6.0070	5.9000	7.3500	6.0000	31.07.2018
5BP	Billboard AD-Sofia	21	13,067	4,431.97	BGN	0.3390	0.3100	0.3555	0.3600	31.07.2018
5BR	Bulgarian River Shipping AD-Ruse	5	900	551.50	BGN	0.6130	0.6100	0.6129	0.6600	06.07.2018
5CP	CB Texim Bank AD-Sofia	1	138	372.60	BGN	2.7000	2.7000	2.7000	2.7000	26.07.2018
5DOV	Doverie United Holding PLC-Sofia	77	52,949	90,517.49	BGN	1.7100	1.5929	1.8800	1.8050	31.07.2018
5EO	Etropal AD-Etropole	6	1,110	6,085.35	BGN	5.4820	5.4607	5.5000	5.5000	31.07.2018
5MH	M+S Hydraulic AD-Kazanlak	66	16,016	119,754.70	BGN	7.4770	7.3296	7.6500	7.5500	31.07.2018
5ODE	Odosos Shiprepair Yard AD-Varna	1	14	1,225.00	BGN	87.5000	87.5000	87.5000	87.5000	30.07.2018
5PET	Petrol AD-Sofia	13	2,785	2,565.00	BGN	0.9210	0.9000	1.0250	1.0000	30.07.2018
5SR	Stara Planina Hold AD-Sofia	46	5,088	36,136.85	BGN	7.1020	6.9625	7.4000	6.7000	30.07.2018
5T6	Todoroff AD-Sofia	1	1,000	212.00	BGN	0.2120	0.2120	0.2120	0.2120	31.07.2018

Trade by Issues

July
2018

Issue	Issuer	Trades	Volume (lots)	Turnover (BGN)	Trading currency	Weighted & Corrected Values			Closing price	As from
						Average price	Min. price	Max. price		
5V2	Holding Varna AD-Varna	27	774	27,720.00	BGN	35.8140	34.3000	37.1429	37.4000	31.07.2018
6A8	Advance Equity Holding AD-Sofia	2	400	270.00	BGN	0.6750	0.6750	0.6750	0.6750	16.07.2018
6A9	Favorit Hold AD-Sofia	2	35	70.00	BGN	2.0000	2.0000	2.0000	2.0000	12.07.2018
6AB	Albena AD-Albena	47	2,061	112,620.50	BGN	54.4940	53.0000	56.5000	53.0000	31.07.2018
6AM	Alcomet AD-Shumen	14	3,715	48,368.80	BGN	13.0200	13.0000	13.6000	13.0000	30.07.2018
6AN	Asenova Krepost AD-Asenovgrad	4	62	610.40	BGN	9.8450	9.2000	10.0000	10.0000	31.07.2018
6AR	Aroma AD-Sofia	4	579	796.76	BGN	1.3720	1.1650	1.4800	1.4800	27.07.2018
6L1	Lomsko Pivo AD-Lom	15	15,021	7,530.34	BGN	0.5010	0.4902	0.5150	0.4900	30.07.2018
6N3	Holding Nov Vek AD-Sofia	4	6,950	100,750.00	BGN	14.4960	14.0000	14.5000	14.5000	09.07.2018
6S4	Severcoop Gamza Holding AD-Sofia	6	250	757.60	BGN	3.0300	2.8800	3.1000	3.1000	25.07.2018
6S5	Sila Holding AD-Stara Zagora	1	47,200	100,064.00	BGN	2.1200	2.1200	2.1200	2.1200	09.07.2018
6S7	Synergon Holding AD-Sofia	19	7,647	8,803.53	BGN	1.1510	1.1173	1.2200	1.1100	31.07.2018
6SOA	Sofia Commerce-Pawn Brokerage AD-Sofia	23	8,332	30,261.32	BGN	3.4050	3.3660	3.4682	3.5000	31.07.2018
6SOP	Sofia Commerce-Pawn Brokerage AD-Sofia	3	490	2,429.50	BGN	4.4810	4.4500	4.6000	4.6000	24.07.2018
7TH	Tchaikapharma High Quality Medicines AD-Sofia	10	2,400	19,632.50	BGN	8.1800	8.1000	8.2000	8.2000	31.07.2018
94G	235 Holdings AD-Sofia	13	544,000	3,009,100.00	BGN	5.5310	5.0000	6.4000	6.4000	19.07.2018
A4L	Allterco AD-Sofia	14	4,396	8,580.75	BGN	1.9520	1.8700	2.0000	1.8700	27.07.2018
A72	Agria Group Holding AD-Varna	23	1,860	20,003.70	BGN	10.7550	10.5275	11.2000	11.1000	30.07.2018
BSO	Bulgarian Stock Exchange-Sofia	31	6,552	39,941.40	BGN	6.0960	5.7500	6.3500	6.1500	31.07.2018
C81	CBA Asset Management AD-Veliko Tarnovo	1	10	7.00	BGN	0.7000	0.7000	0.7000	0.7000	17.07.2018
CODA	Concord Fund-7 South-East Europe	1	50	565.00	BGN	11.3000	11.3000	11.3000	11.3000	23.07.2018
EHN	Synthetica AD-Sofia	4	65	2,730.00	BGN	42.0000	42.0000	42.0000	42.0000	31.07.2018
GTH	Galata Investment Company AD-Varna	2	400	695.00	BGN	1.7380	1.7000	1.7500	1.7500	31.07.2018
RBL	Real Bulland JSC-Sofia	2	1,100	1,155.00	BGN	1.0500	1.0200	1.3500	1.0200	31.07.2018
RGL	Regala Invest AD-Varna	1	150	390.00	BGN	2.6000	2.6000	2.6000	2.6000	13.07.2018
SL9	Sparky Eltos AD-Lovech	5	5,245	945.03	BGN	0.1800	0.1740	0.1805	0.1740	30.07.2018
S05	Sopharma Trading AD-Sofia	48	5,218	38,303.05	BGN	7.3410	7.2161	7.4439	7.3000	30.07.2018
T24	TK-Hold PLC-Sofia	5	185	277.50	BGN	1.5000	1.5000	1.5000	1.5000	30.07.2018
T43	Zarneni Hrani Bulgaria AD-Sofia	29	67,421	21,862.13	BGN	0.3240	0.3100	0.3380	0.3280	27.07.2018
T57	Trace Group Hold AD-Sofia	44	8,667	33,367.92	BGN	3.8400	3.5970	3.9859	3.9000	31.07.2018

Special Purpose Vehicles Segment

Issue	Issuer	Trades	Volume (lots)	Turnover (BGN)	Trading currency	Weighted & Corrected Values			Closing price	As from
						Average price	Min. price	Max. price		
4IC	Intercapital Property Development REIT-Sofia	1	800	88.80	BGN	0.1110	0.1110	0.1110	0.1110	16.07.2018
4PY	Prime Property BG REIT-Sofia	15	53,200	23,191.03	BGN	0.4360	0.4000	0.5200	0.4500	12.07.2018
5AX	Aktiv Properties REIT-Plovdiv	5	862	4,116.68	BGN	4.7760	4.7563	4.8400	4.7400	20.07.2018
5BD	Bulland Investments REIT-Sofia	13	3,358	3,491.47	BGN	1.0400	1.0222	1.0781	1.0000	31.07.2018
5BU	Bulgarian Real Estate Fund REIT-Sofia	124	196,576	373,061.53	BGN	1.8960	1.8670	1.9200	1.9100	31.07.2018
5H4	Balkan and Sea Properties REIT-Varna	2	6,800	100,640.00	BGN	14.8000	14.8000	14.8000	14.8000	27.07.2018
6A6	Advance Terrafund REIT-Sofia	427	549,261	1,166,536.82	BGN	2.0750	2.0630	2.1102	2.0700	31.07.2018
6BMA	Fund Estates REIT-Sofia	2	660	16.50	BGN	0.0250	0.0250	0.0250	0.0250	13.07.2018
6F3	FairPlay Properties REIT-Sofia	45	95,350	52,782.48	BGN	0.5510	0.5350	0.5959	0.5300	26.07.2018
6S6	Sopharma Properties REIT-Sofia	60	27,185	175,214.30	BGN	6.4440	6.2000	6.5174	6.4500	31.07.2018
E7P	Expat Beta REIT-Sofia	13	146,020	130,438.75	BGN	0.8810	0.8501	0.8951	0.9000	16.07.2018

Bonds Segment

Issue	Issuer	Trades	Volume (lots)	Turnover (BGN)	Trading currency	Clean Prices (% of nominal)			Closing price	As from
						Average price	Min. price	Max. price		
0EA2	Elana Agrocredit AD-Sofia	5	72	141,864.82	EUR	100.0000	100.0010	100.0010	100.0010	18.07.2018
1BKA	IT Soft EAD-Sofia	2	380	382,886.10	BGN	100.0000	100.0000	100.0000	100.0000	03.07.2018
4CFB	CB Central Cooperative Bank AD-Sofia	1	5	10,284.72	EUR	103.0000	103.0000	103.0000	103.0000	16.07.2018
8AVA	Asterion Bulgaria AD-Sofia	1	1	1,339.70	EUR	100.0000	100.0000	100.0000	100.0000	20.07.2018
9M7C	Web Finance Holding AD-Sofia	2	52	106,934.54	EUR	103.5000	103.5000	103.5000	103.5000	26.07.2018
9RTE	HypoCredit AD-Sofia	2	170	105,059.68	EUR	50.0800	50.0000	50.1500	50.0000	05.07.2018
S28H	Starcom Holding AD-Etropole	1	2	2,021.32	BGN	100.0000	100.0000	100.0000	100.0000	16.07.2018

Compensatory Instruments Segment

Issue	Issuer	Trades	Volume (lots)	Turnover (BGN)	Trading currency	Weighted Values			Closing price	As from
						Average price	Min. price	Max. price		
BLKB	Housing compensation notes under the CONP Act	3	25,300	6,962.80	BGN	0.2750	0.2750	0.2760	0.2750	23.07.2018
BLKC	Registered compensation vouchers under the OUFL Act and RLFLFF Act	99	949,349	752,751.07	BGN	0.7930	0.7502	0.8106	0.8000	31.07.2018
BLKD	Compensation notes under the CONP Act	57	366,125	103,805.31	BGN	0.2840	0.2695	0.2956	0.2670	31.07.2018

Exchange Traded Products Segment

Issue	Issuer	Trades	Volume (lots)	Turnover (BGN)	Trading currency	Weighted Values			Closing price	As from
						Average price	Min. price	Max. price		
6F3N	FairPlay Properties REIT-Sofia	3	113,000	113.00	BGN	0.0010	0.0010	0.0010	0.0010	31.07.2018
BGX	Expat Bulgaria SOFIX UCITS ETF	14	20,560	23,278.10	BGN	1.1320	1.1102	1.1500	1.1450	31.07.2018
CZX	Expat Czech PX UCITS ETF	1	120	233.29	EUR	0.9940	0.9940	0.9940	0.9940	19.07.2018
ECDC	Expat Croatia CROBEX UCITS ETF	2	3,110	5,579.28	EUR	0.9170	0.9170	0.9240	0.9240	31.07.2018
ESNB	Expat Serbia BELEX15 UCITS ETF	2	210	371.67	EUR	0.9050	0.9030	0.9080	0.9080	31.07.2018
GRX	Expat Greece ASE UCITS ETF	1	100	178.37	EUR	0.9120	0.9120	0.9120	0.9120	30.07.2018
HUBE	Expat Hungary BUX UCITS ETF	1	2,900	4,815.45	EUR	0.8490	0.8490	0.8490	0.8490	06.07.2018
MKK1	Expat Macedonia MBI10 UCITS ETF	3	685	1,475.87	EUR	1.1020	1.1000	1.1017	1.1010	31.07.2018
PLX	Expat Poland WIG20 UCITS ETF	2	230	398.21	EUR	0.8850	0.8800	0.8920	0.8920	31.07.2018
ROX	Expat Romania BET UCITS ETF	1	110	208.26	EUR	0.9680	0.9680	0.9680	0.9680	30.07.2018
SK9A	Expat Slovakia SAX UCITS ETF	1	2,750	4,765.38	EUR	0.8860	0.8860	0.8860	0.8860	06.07.2018
SLQX	Expat Slovenia SBI TOP UCITS ETF	2	2,900	5,593.57	EUR	0.9860	0.9860	0.9970	0.9970	31.07.2018

Government Securities Segment

Issue	Issuer	Trades	Volume (lots)	Turnover (BGN)	Trading currency	Clean Prices (% of nominal)			Closing price	As from
						Average price	Min. price	Max. price		
BLKU	Ministry of Finance	1	10,000	11,210,270.00	BGN	111.4600	111.4600	111.4600	111.4600	31.07.2018
BLKZ	Ministry of Finance	1	500	515,770.00	BGN	102.8800	102.8800	102.8800	102.8800	26.07.2018

Subscription Rights Segment

Issue	Issuer	Trades	Volume (lots)	Turnover (BGN)	Trading currency	Weighted Values			Closing price	As from
						Average price	Min. price	Max. price		
3Z9M	Zaharni Zavodi AD-Gorna Oryahovitsa	3	9,254,253	92,542.53	BGN	0.0100	0.0100	0.0100	0.0100	25.07.2018
5BUM	Bulgarian Real Estate Fund REIT-Sofia	168	7,682,669	7,798.32	BGN	0.0010	0.0010	0.0020	0.0010	27.07.2018
6S64	Sopharma Properties REIT-Sofia	17	669,549	669.55	BGN	0.0010	0.0010	0.0010	0.0010	31.07.2018
9BH1	Bulgarian Receivables Fund SPE-Sofia	14	1,550,000	5,510.00	BGN	0.0040	0.0010	0.0100	0.0100	11.07.2018

IPO Segment (No trades in the reported period)

Privatisation Segment (No trades in the reported period)

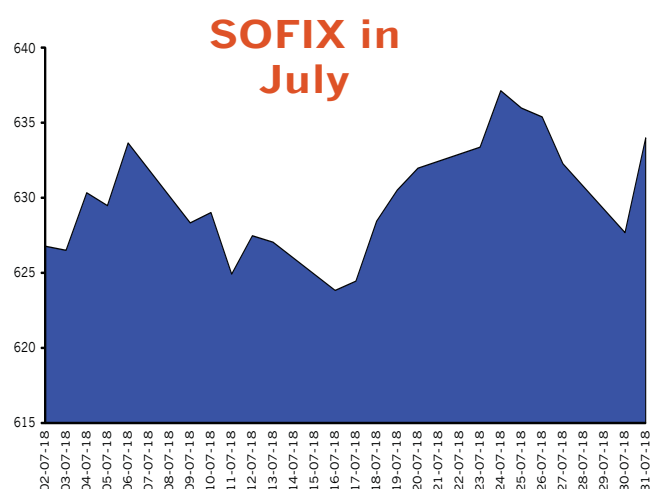
Total trading statistics on a regulated market with indices components

Index	Volume Traded		Value Traded		Trades	
	Total volume (lots)	% of total volume	Total turnover (BGN)	% of total turnover	All trades #	% of all trades
SOFIX	2,385,803	64.67%	4,870,220.53	49.43%	1,669	60.34%
BGBX 40	2,811,981	76.22%	6,069,725.47	61.60%	2,497	90.27%
BG REIT	756,160	20.50%	1,644,295.62	16.69%	569	20.57%
BG TR30	2,608,796	70.71%	5,873,637.92	59.61%	2,195	79.36%
CGIX *	585,543	15.87%	1,179,552.23	11.97%	533	19.27%

Market capitalisation of indices components

Index	Total (BGN)	% of total capitalization
SOFIX	3,367,257,786.52	38.53%
BGBX 40	5,997,242,739.69	68.63%
BG REIT	439,031,557.05	5.02%
BG TR30	5,486,378,611.85	62.79%
CGIX *	1,402,892,475.05	16.05%

* CGIX is an index of the National Corporate Governance Commission, which is just computed and promoted by BSE as from September 19, 2011.

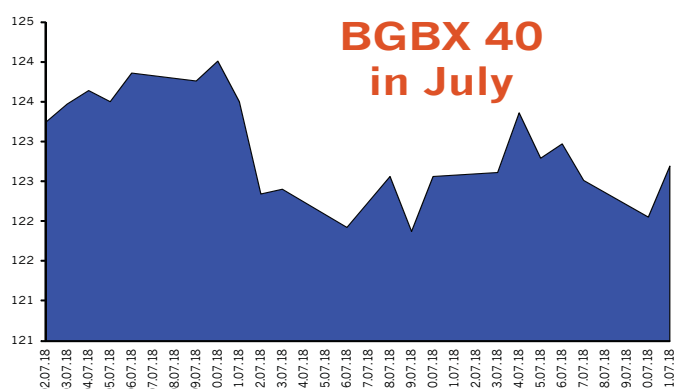


SOFIX Components

Issuer	Min. price	Max. price	Volume (lots)	Trades	Turnover (BGN)
Advance Terrafund REIT-Sofia	2.0500	2.1900	549,261	427	1,166,536.82
Albena AD-Albena	53.0000	56.5000	2,061	47	112,620.50
Doverie United Holding PLC-Sofia	1.5700	1.9150	52,949	77	90,517.49
Eurohold Bulgaria AD-Sofia	1.4300	1.6300	426,780	49	630,623.28
Industrial Holding Bulgaria PLC-Sofia	0.9500	0.9800	26,115	17	25,306.51
Monbat AD-Sofia	7.9500	8.4500	18,720	64	152,783.15
Sirma Group Holding JSC-Sofia	0.8600	0.9300	348,193	131	310,489.53
Sopharma AD-Sofia	3.9600	4.1100	130,912	177	526,907.40
Stara Planina Hold AD-Sofia	6.6000	7.4000	5,088	46	36,136.85
CB First Investment Bank AD-Sofia	3.3900	3.6000	37,667	101	131,989.27
CB Central Cooperative Bank AD-Sofia	1.7350	1.8100	49,963	67	87,987.39
Trace Group Hold AD-Sofia	3.6600	4.0000	8,667	44	33,367.92
Bulgarian Real Estate Fund REIT-Sofia	1.8500	1.9200	196,576	124	373,061.53
Chimimport AD-Sofia	2.0700	2.2700	532,077	271	1,164,172.90
Holding Varna AD-Varna	34.2000	37.4000	774	27	27,720.00

BGBX 40 Components

Issuer	Min. price	Max. price	Volume (lots)	Trades	Turnover (BGN)
Agria Group Holding AD-Varna	10.5000	11.2000	1,860	23	20,003.70
Advance Terrafund REIT-Sofia	2.0500	2.1900	549,261	427	1,166,536.82
Aktiv Properties REIT-Plovdiv	4.7400	4.8400	862	5	4,116.68
Albena AD-Albena	53.0000	56.5000	2,061	47	112,620.50
Alcomet AD-Shumen	13.0000	13.8000	3,715	14	48,368.80
Allterco AD-Sofia	1.8600	2.0000	4,396	14	8,580.75
Billboard AD-Sofia	0.3100	0.3660	13,067	21	4,431.97
Bulgartabac Holding AD-Sofia	12.1000	15.0000	424	26	5,970.30
Bulgarian Stock Exchange-Sofia	5.7500	6.4500	6,552	31	39,941.40
Doverie United Holding PLC-Sofia	1.5700	1.9150	52,949	77	90,517.49
Eurohold Bulgaria AD-Sofia	1.4300	1.6300	426,780	49	630,623.28
Elana Agrocredit AD-Sofia	1.0900	1.1400	127,883	87	143,327.96
EMKA AD-Sevlievo	2.7000	2.8800	3,909	17	10,995.96
Zarneni Hrani Bulgaria AD-Sofia	0.3100	0.3380	67,421	29	21,862.13
Industrial Capital Holding AD-Sofia	2.6800	2.8000	5,210	10	14,363.40
Industrial Holding Bulgaria PLC-Sofia	0.9500	0.9800	26,115	17	25,306.51
Korado Bulgaria AD-Strazhitsa	7.0000	7.4500	16,647	74	120,179.25
Monbat AD-Sofia	7.9500	8.4500	18,720	64	152,783.15
M+S Hydraulic AD-Kazanlak	7.3000	7.7000	16,016	66	119,754.70
Neochim AD-Dimitrograd	41.0000	44.8000	2,511	20	109,930.20
Oil and Gas Exploration and Production AD-Sofia	7.1500	7.1500	30	1	214.50
Svilosa AD-Svishtov	4.2400	4.6400	11,565	51	51,031.14
Severcoop Gamza Holding AD-Sofia	2.8800	3.1000	250	6	757.60
Synergon Holding AD-Sofia	1.1100	1.2200	7,647	19	8,803.53
Sirma Group Holding JSC-Sofia	0.8600	0.9300	348,193	131	310,489.53
Sopharma AD-Sofia	3.9600	4.1100	130,912	177	526,907.40
Sopharma Properties REIT-Sofia	6.1500	6.6000	27,185	60	175,214.30
Sopharma Trading AD-Sofia	7.1500	7.4500	5,218	48	38,303.05
Speedy AD-Sofia	40.0000	42.0000	883	20	36,191.80
Stara Planina Hold AD-Sofia	6.6000	7.4000	5,088	46	36,136.85
CB First Investment Bank AD-Sofia	3.3900	3.6000	37,667	101	131,989.27
CB Central Cooperative Bank AD-Sofia	1.7350	1.8100	49,963	67	87,987.39
Toplivo AD-Sofia	3.8000	3.9000	700	4	2,702.00
Trace Group Hold AD-Sofia	3.6600	4.0000	8,667	44	33,367.92
FairPlay Properties REIT-Sofia	0.5200	0.6000	95,350	45	52,782.48
Bulgarian Real Estate Fund REIT-Sofia	1.8500	1.9200	196,576	124	373,061.53
Hydraulic Elements and Systems AD-Yambol	4.9000	5.1000	6,311	33	31,381.34
Chimimport AD-Sofia	2.0700	2.2700	532,077	271	1,164,172.90
Holding Varna AD-Varna	34.2000	37.4000	774	27	27,720.00
CEZ Distribution Bulgaria AD-Sofia	218.0000	268.0000	566	104	130,296.00

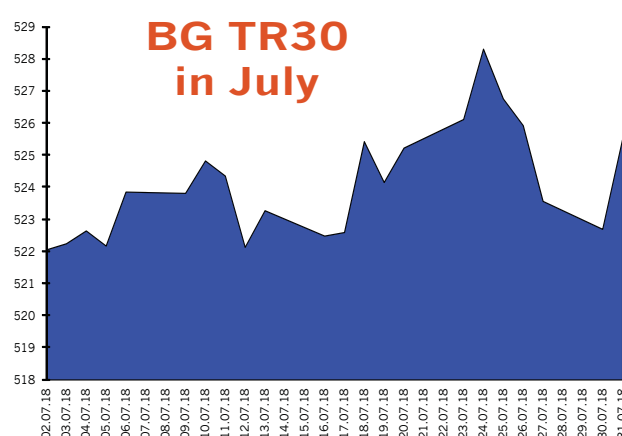
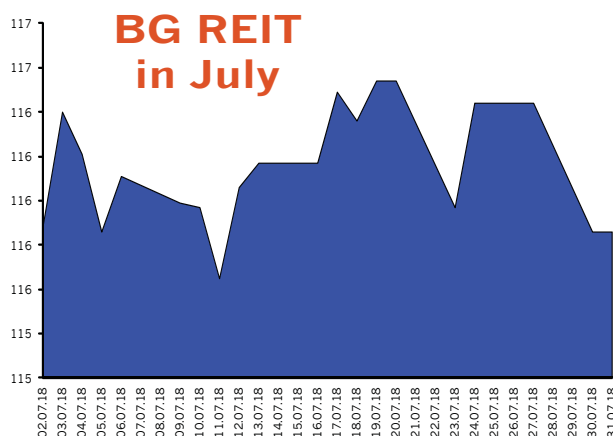


BG REIT Components

Issuer	Min. price	Max. price	Volume (lots)	Trades	Turnover (BGN)
Advance Terrafund REIT-Sofia	2.0500	2.1900	549,261	427	1,166,536.82
Balkan and Sea Properties REIT-Varna	14.8000	14.8000	6,800	2	100,640.00
Bulland Investments REIT-Sofia	0.8300	1.0900	3,358	13	3,491.47
Roi Property Fund REIT-Sofia	3.9800	3.9800	10	1	39.80
Super Borovets Property Fund REIT-Varna	1.9200	1.9200	150	1	288.00
Bulgarian Real Estate Fund REIT-Sofia	1.8500	1.9200	196,576	124	373,061.53
CCB Real Estate Fund REIT-Sofia	47.6000	47.6000	5	1	238.00

BG TR30 Components

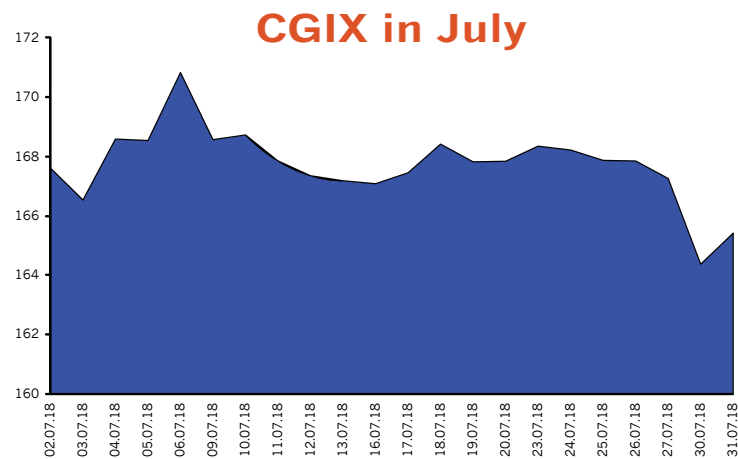
Issuer	Min. price	Max. price	Volume (lots)	Trades	Turnover (BGN)
Advance Terrafund REIT-Sofia	2.0500	2.1900	549,261	427	1,166,536.82
Albena AD-Albena	53.0000	56.5000	2,061	47	112,620.50
Balkan and Sea Properties REIT-Varna	14.8000	14.8000	6,800	2	100,640.00
Bulgarian Stock Exchange-Sofia	5.7500	6.4500	6,552	31	39,941.40
Velgraf Asset Management AD-Sofia	3.6800	3.6800	200	1	736.00
Doverie United Holding PLC-Sofia	1.5700	1.9150	52,949	77	90,517.49
Eurohold Bulgaria AD-Sofia	1.4300	1.6300	426,780	49	630,623.28
Elana Agrocredit AD-Sofia	1.0900	1.1400	127,883	87	143,327.96
Galata Investment Company AD-Varna	1.7000	1.7500	400	2	695.00
Industrial Capital Holding AD-Sofia	2.6800	2.8000	5,210	10	14,363.40
Industrial Holding Bulgaria PLC-Sofia	0.9500	0.9800	26,115	17	25,306.51
Korado Bulgaria AD-Strazhitsa	7.0000	7.4500	16,647	74	120,179.25
M+S Hydraulic AD-Kazanlak	7.3000	7.7000	16,016	66	119,754.70
Monbat AD-Sofia	7.9500	8.4500	18,720	64	152,783.15
Neochim AD-Dimitrovgrad	41.0000	44.8000	2,511	20	109,930.20
Synergon Holding AD-Sofia	1.1100	1.2200	7,647	19	8,803.53
Sirma Group Holding JSC-Sofia	0.8600	0.9300	348,193	131	310,489.53
Sopharma AD-Sofia	3.9600	4.1100	130,912	177	526,907.40
Sopharma Properties REIT-Sofia	6.1500	6.6000	27,185	60	175,214.30
Sopharma Trading AD-Sofia	7.1500	7.4500	5,218	48	38,303.05
Stara Planina Hold AD-Sofia	6.6000	7.4000	5,088	46	36,136.85
CB First Investment Bank AD-Sofia	3.3900	3.6000	37,667	101	131,989.27
CB Texim Bank AD-Sofia	2.7000	2.7000	138	1	372.60
CB Central Cooperative Bank AD-Sofia	1.7350	1.8100	49,963	67	87,987.39
Trace Group Hold AD-Sofia	3.6600	4.0000	8,667	44	33,367.92
Bulgarian Real Estate Fund REIT-Sofia	1.8500	1.9200	196,576	124	373,061.53
Chimimport AD-Sofia	2.0700	2.2700	532,077	271	1,164,172.90
Himsnab Bulgaria AD-Sofia	43.0000	43.0000	20	1	860.00
Holding Varna AD-Varna	34.2000	37.4000	774	27	27,720.00
CEZ Distribution Bulgaria AD-Sofia	218.0000	268.0000	566	104	130,296.00



Corporate Governance Index CGIX

CGIX Components

Issuer	Min. price	Max. price	Volume (lots)	Trades	Turnover (BGN)
Bulgarian Stock Exchange-Sofia	5.7500	6.4500	6,552	31	39,941.40
Industrial Holding Bulgaria PLC-Sofia	0.9500	0.9800	26,115	17	25,306.51
Monbat AD-Sofia	7.9500	8.4500	18,720	64	152,783.15
Sirma Group Holding JSC-Sofia	0.8600	0.9300	348,193	131	310,489.53
Sopharma AD-Sofia	3.9600	4.1100	130,912	177	526,907.40
Stara Planina Hold AD-Sofia	6.6000	7.4000	5,088	46	36,136.85
CB Central Cooperative Bank AD-Sofia	1.7350	1.8100	49,963	67	87,987.39



CGIX is the index of the companies enjoying good corporate governance as selected by the National Corporate Governance Commission.

The starting date of calculation of the CGIX is September 19, 2011.

CGIX is an index of the National Corporate Governance Commission but is currently computed and promoted by BSE.

The Rules on calculating the Corporate Governance Index (CGIX) are available in Bulgarian at http://download.bse-sofia.bg/others/CGIX_Index_Rules_BG.pdf

Premium Equities Segment* (based on non-consolidated reports**)

Issue	Issuer	P / E	P / S	P / B	P / EBIT	ROA	EBIT / Total Asts.	ROE	EBIT / Equity	Current Ratio	Debt / Equity	Assets Turnover
4CF	CB Central Cooperative Bank AD-Sofia	5.13	1.07	0.43		0.01		0.09				0.04
5F4	CB First Investment Bank AD-Sofia	4.41	1.00	0.46		0.01		0.10				0.05
6C4	Chimimport AD-Sofia	12.01	219.58	0.42		0.03				4.07	0.11	0.04
4KX	Korado Bulgaria AD-Strazhitsa	17.15	2.27	4.80		0.19	0.25	0.28	0.36	3.25	0.22	1.45
5MB	Monbat AD-Sofia	29.03	0.91	2.01	27.61	0.04	0.04	0.07	0.07	1.85	0.85	1.19
SKK	Sirma Group Holding JSC-Sofia	29.25	8.76	0.77	20.84	0.02	0.03	0.03	0.04	3.35	0.14	0.08
3JR	Sopharma AD-Sofia	14.24	2.34	1.03	10.78	0.06	0.08	0.07	0.10	1.98	0.17	0.36

Premium Equities Segment* (based on consolidated reports**)

Issue	Issuer	P / E	P / S	P / B	P / EBIT	ROA	EBIT / Total Asts.	ROE	EBIT / Equity	Current Ratio	Debt / Equity	Assets Turnover
4CF	CB Central Cooperative Bank AD-Sofia	5.31	0.96	0.45		0.01		0.09				0.04
5F4	CB First Investment Bank AD-Sofia	4.21	0.95	0.41		0.01		0.10				0.05
6C4	Chimimport AD-Sofia	7.11	1.21	0.38		0.01				1.24	1.98	1.19
4KX	Korado Bulgaria AD-Strazhitsa											
5MB	Monbat AD-Sofia	13.55	1.05	1.43	7.65	0.06	0.11	0.11	0.20	1.79	0.76	0.81
SKK	Sirma Group Holding JSC-Sofia	11.69	0.98	0.65	3.59	0.04	0.12	0.06	0.18	1.38	0.17	0.42
3JR	Sopharma AD-Sofia	14.45	0.47	1.04	6.25	0.04	0.09	0.07	0.17	1.32	0.54	1.15

Standard Equities Segment* (based on non-consolidated reports**)

Issue	Issuer	P / E	P / S	P / B	P / EBIT	ROA	EBIT / Total Asts.	ROE	EBIT / Equity	Current Ratio	Debt / Equity	Assets Turnover
94G	235 Holdings AD-Sofia									13.00		
6A8	Advance Equity Holding AD-Sofia	10.45	6.27	0.70	31.23	0.06	0.02	0.07	0.02	3.80	0.23	0.14
A72	Agria Group Holding AD-Varna	15.53	115.59	1.55		0.04		0.10		0.75	1.15	0.07
6AB	Albena AD-Albena	49.28	2.39	0.51	10.87	0.01	0.04	0.01	0.05	0.29	0.15	0.16
6AM	Alcomet AD-Shumen	15.68	0.61	1.34	7.42	0.05	0.11	0.09	0.18	1.48	0.60	1.34
A4L	Allterco AD-Sofia	46.91	48.53	1.63		0.03		0.04		0.60	0.23	0.03
6AR	Aroma AD-Sofia	16.12	0.76	0.83	6.50	0.04	0.09	0.05	0.13	2.45	0.08	0.80
6AN	Asenova Krepost AD-Asenovgrad		0.79	1.06	18.46		0.03		0.06	1.64	0.54	0.67
A00	BG Agro AD-Varna		231.82	1.61						101.11		0.01
5BP	Billboard AD-Sofia	13.96	0.65	0.25	3.27	0.01	0.05	0.02	0.08	3.01	0.29	0.27
40E	Bioiasis AD-Sofia					0.04	0.05	0.04	0.06	12.55		0.20
BPT	Bulgarian Private Equity Fund AD-Sofia			1.24						1,069.67		
5BR	Bulgarian River Shipping AD-Ruse	18.12	1.89	0.30		0.01		0.02		0.85	0.03	0.13
BSO	Bulgarian Stock Exchange-Sofia	61.53	17.99	3.84	1,226.81	0.06		0.06		4.00	0.01	0.20
57B	Bulgartabac Holding AD-Sofia		6.98	1.31						1.41	0.01	0.10
5BN	CB Bulgarian American Credit Bank AD-Sofia	17.10	3.92	0.85		0.01		0.05				0.03
5CP	CB Texim Bank AD-Sofia	152.09	5.38	2.11				0.01				0.06
C81	CBA Asset Management AD-Veliko Tarnovo	0.61	0.27	0.58	0.46	0.20	0.27	3.13	4.18	0.34	2.88	0.47
3CZ	CEZ Distribution Bulgaria AD-Sofia	22.88	1.12	0.73	4.83	0.02	0.10			0.97	0.20	0.45
1CZ	CEZ Electro Bulgaria AD-Sofia	17.11	0.12	0.79		0.02	0.02	0.05	0.05	2.19	0.07	2.96
5DOV	Doverie United Holding PLC-Sofia		204.29	0.99						48.82	0.83	0.02
0EA	Elana Agrocredit AD-Sofia	15.18	43.34	1.02		0.04		0.08		7.60	0.76	0.01
52E	Elhim Iskra AD-Pazardzhik	170.46	0.71	0.82			0.06		0.06	10.82	0.02	1.06
57E	EMKA AD-Sevlievo	17.39	0.57	1.56	8.85	0.08	0.15	0.09	0.18	4.58	0.02	2.39
5EO	Etropal AD-Etropole	718.51	3.35	5.08	32.70		0.07	0.01	0.16	1.12	0.66	0.67
4EH	Eurohold Bulgaria AD-Sofia		1,110.20	0.97						0.23	0.74	0.01
6A9	Favorit Hold AD-Sofia		214.27	0.48						0.12	0.02	

* Ratios are calculated on the base of the last weighted-average price as of the end of the month

** Financial reports data (ttm)

Methodology for Calculation of Financial Ratios is available at http://download.bse-sofia.bg/pdf/methodology_en.pdf

Financial Ratios

July
2018

Issue	Issuer	P / E	P / S	P / B	P / EBIT	ROA	EBIT / Total Asts.	ROE	EBIT / Equity	Current Ratio	Debt / Equity	Assets Turnover
4F6	Fazerles AD-Silistra		1.13	0.64			0.04		0.04	20.94	0.02	0.53
4F8	Formoplast AD-Kardzhali		15.85	8.16						1.82		0.23
5FC	Futures Capital AD-Sofia			23.47						6.24	23.05	
GTH	Galata Investment Company AD-Varna	226.84	1,052.63	1.57		0.01		0.01		2.25		
58E	Himsnab Bulgaria AD-Sofia	26.07	27.73	1.28	38.15	0.04	0.03	0.05	0.03	2.62		0.04
6N3	Holding Nov Vek AD-Sofia	66.89	1,702.91	1.84		0.01		0.03		0.91	2.45	0.06
5V2	Holding Varna AD-Varna	79.44	148.68	1.23	307.23	0.01		0.02		2.11	0.45	0.03
4HE	Hydraulic Elements and Systems AD-Yambol	20.77	1.57	2.57		0.10	0.19	0.13	0.24	2.44		1.35
4HI	Hydroizomat AD-Sofia		3.49	0.73						2.85	0.02	0.16
4I8	Industrial Capital Holding AD-Sofia	18.48	8,398.06	1.64		0.09		0.09		7.46		0.13
4ID	Industrial Holding Bulgaria PLC-Sofia	6.61	16,490.69	0.44		0.05		0.06		0.84	0.08	0.06
4IN	Investor.BG AD-Sofia	302.11	6.08	1.69		0.01		0.01		4.03		0.25
4KU	Kauchuk AD-Sofia	26.04	0.88	0.89	14.59	0.03	0.05	0.03	0.06	5.30		0.84
4L4	Lavena AD-Shumen	1.03	0.07	0.09	0.47	0.05	0.11	0.10	0.22	4.11	0.48	0.68
6L1	Lomsko Pivo AD-Lom	55.15	0.31	0.28			0.05	0.01	0.11	0.81	0.36	0.46
5MR	Momina Krepost AD-Veliko Tarnovo		1.92	1.06						4.73	0.02	0.48
5MH	M+S Hydraulic AD-Kazanlak	18.71	2.50	3.94	11.65	0.18	0.29	0.22	0.35	3.28		1.34
178B	Neo London Capital PLC-Sofia	4.71	159.92	0.96		0.22		0.23		250.20		0.01
3NB	Neochim AD-Dimitrovgrad		0.48	0.99	16.25		0.04		0.06	2.35	0.10	1.50
5ODE	Odessos Shiprepair Yard AD-Varna	30.54	1.64	0.80	12.10	0.02	0.06	0.03	0.07	2.20		0.44
4O1	Oil and Gas Exploration and Production AD-Sofia	25.13	3.74	0.90	11.42	0.03	0.06	0.04	0.08	2.61	0.04	0.19
5PET	Petrol AD-Sofia	10.66	0.10	1.25	10.11	0.04	0.04	0.21	0.22	1.52	1.82	4.66
OPH	Phoenix Capital Holding AD-Sofia					0.08		3.17		1.31	113.33	
RBL	Real Bulland JSC-Sofia		52.04	1.10						288.80		0.02
RGL	Regala Invest AD-Varna	1,166.01	123.21	2.02			0.01		0.01	0.06	0.13	0.01
6S4	Severcoop Gamza Holding AD-Sofia	20.37	218.13	0.79		0.03		0.04		1.32		0.07
6S5	Sila Holding AD-Stara Zagora	73.77		1.64		0.01		0.03		4.91	0.45	0.05
3JL	Slanchev Bryag AD-Slanchev Bryag	16.16	1.73	0.15	4.74	0.01	0.03	0.01	0.03	0.88	0.01	0.08
6SOA	Sofia Commerce-Pawn Brokerage AD-Sofia	8.72	1.39	0.76	7.54	0.08	0.09	0.08	0.10	7.75	0.02	0.51
SO5	Sopharma Trading AD-Sofia	17.70	0.34	3.36	12.75	0.04	0.06	0.19	0.26	1.10	2.11	2.10
SL9	Sparky Eltos AD-Lovech		0.35	0.23						1.74	2.78	0.16
OSP	Speedy AD-Sofia	23.44	2.05	4.37	11.83	0.11	0.22	0.20	0.40	1.20	0.39	1.29
3NJ	SS Konstantine And Elena Holding AD-Varna	8.66	4.34	1.06	7.38	0.08	0.10	0.13	0.16	0.78	0.12	0.17
5SR	Stara Planina Hold AD-Sofia	25.28	1,874.52	3.73		0.13		0.15		2.15		0.16
3MZ	Svilosa AD-Svishtov		98.41	3.14						0.97		0.03
6S7	Synergon Holding AD-Sofia		44.79	0.15						11.03	0.15	0.01
EHN	Synthetica AD-Sofia	51.22	3,937.50	7.54		0.11		0.16		3.81	0.42	
7TH	Tchaikapharma High Quality Medicines AD-Sofia	52.61	15.37	6.79		0.11	0.15	0.13	0.18	5.21	0.12	0.36
T24	TK-Hold PLC-Sofia	21.28	12,809.08	0.69		0.02		0.03		1.24		0.03
5T6	Todoroff AD-Sofia		0.44	5.01						0.39	12.38	0.41
3TV	Toplivo AD-Sofia		0.13	0.19						1.81	0.45	0.91
T57	Trace Group Hold AD-Sofia	8.27	0.49	0.90	11.91	0.06	0.04	0.12	0.08	1.60	0.20	1.09
59X	Unipharm AD-Sofia	28.10	1.32	1.29		0.04	0.12	0.05	0.14	6.33	0.03	0.86
4V5	Varna-Plod AD-Varna	12.18	8.62	0.84	17.75	0.07	0.05	0.07	0.05	15.07		0.10
1VX	Velgraf Asset Management AD-Sofia	156.12	26.08	2.22	37.38	0.01	0.04	0.02	0.07	1.31	0.34	0.05
4PX	Yuri Gagarin PLC-Plovdiv	4.28	0.18	0.26	1.64	0.04	0.11	0.06	0.16	2.15	0.17	1.02
T43	Zarneni Hrani Bulgaria AD-Sofia	14.68	54.02	0.23		0.01		0.02		1.88	0.02	
3ZL	Zlatni Pyasatsi AD-Varna		1.11	0.13	60.17					6.05	0.01	0.11

* Ratios are calculated on the base of the last weighted-average price as of the end of the month

** Financial reports data (ttm)

Methodology for Calculation of Financial Ratios is available at http://download.bse-sofia.bg/pdf/methodology_en.pdf

Financial Ratios

July
2018

Standard Equities Segment* (based on consolidated reports**)

Issue	Issuer	P / E	P / S	P / B	P / EBIT	ROA	EBIT / Total Asts.	ROE	EBIT / Equity	Current Ratio	Debt / Equity	Assets Turnover
6A8	Advance Equity Holding AD-Sofia	10.81	1.68	1.57	6.99	0.06	0.09	0.15	0.23	2.31	0.84	0.40
A72	Agria Group Holding AD-Varna	5.67	0.38	0.71	3.10	0.05	0.09	0.13	0.24	1.19	1.46	0.73
6AB	Albena AD-Albena	153.13	1.88	0.48	8.82		0.04		0.05	0.49	0.19	0.19
6AM	Alcomet AD-Shumen	15.53	0.64	1.34	7.41	0.05	0.11	0.09	0.19	1.65	0.58	1.32
A4L	Allterco AD-Sofia	12.54	0.69	1.10	8.22	0.06	0.09	0.09	0.14	1.51	0.22	1.13
6AR	Aroma AD-Sofia	10.56	0.73	0.83	5.14	0.06	0.12	0.08	0.17	2.03	0.18	0.81
6AN	Asenova Krepost AD-Asenovgrad	117.87	0.75	1.04	15.33		0.03	0.01	0.07	1.67	0.57	0.68
A00	BG Agro AD-Varna	18.46	0.96	1.30	11.07	0.05	0.08	0.07	0.12	1.27	0.51	0.89
5BP	Billboard AD-Sofia	13.17	0.15	0.25	1.22	0.01	0.08	0.02	0.21	0.90	0.85	0.68
BPT	Bulgarian Private Equity Fund AD-Sofia			1.25						402.75		
5BR	Bulgarian River Shipping AD-Ruse		1.15	0.27	24.65		0.01		0.01	1.19	0.02	0.20
BSO	Bulgarian Stock Exchange-Sofia	31.26	12.49	3.59	54.49	0.05	0.03	0.13	0.07	1.13	0.01	0.13
57B	Bulgartabac Holding AD-Sofia	6.97	0.26	0.33		0.02		0.05		0.79	0.53	0.44
5BN	CB Bulgarian American Credit Bank AD-Sofia	16.28	3.89	1.06		0.01		0.05				0.03
5CP	CB Texim Bank AD-Sofia	76.58	6.17	2.08				0.03				0.06
C81	CBA Asset Management AD-Veliko Tarnovo	0.62	0.27	0.59	0.48	0.19	0.25			0.38	2.60	0.44
3CZ	CEZ Distribution Bulgaria AD-Sofia	15.03	1.04	0.72	4.19	0.03	0.12	0.05	0.17	0.88	0.22	0.48
5DOV	Doverie United Holding PLC-Sofia		0.25	0.53	12.50		0.01		0.04	1.45	0.97	0.70
57E	EMKA AD-Sevlievo	4.08	0.19	0.84	3.15					4.34	0.53	
5EO	Etropal AD-Etropole	496.43	3.50	4.98	27.36		0.08	0.01	0.18	1.17	0.64	0.64
4EH	Eurohold Bulgaria AD-Sofia	15.73	0.23	1.87	8.48	0.01	0.03	0.13	0.24	1.14	2.21	0.97
6A9	Favorit Hold AD-Sofia			0.11						0.92	0.42	
5FC	Futures Capital AD-Sofia	917.45	388.15	28.59	630.75	0.03	0.04	0.03	0.05	0.57	0.01	0.07
58E	Himsnab Bulgaria AD-Sofia		5.11	1.02	17.40		0.03		0.06	2.06	0.43	0.10
6N3	Holding Nov Vek AD-Sofia			4.20						1.41	6.08	
5V2	Holding Varna AD-Varna	27.96	2.67	1.20	12.64	0.02	0.04	0.04	0.10	1.38	1.30	0.19
4HI	Hydroizomat AD-Sofia	20.44	4.01	0.73		0.03		0.04		3.21	0.02	0.15
4I8	Industrial Capital Holding AD-Sofia	10.36	0.18	0.89	1.29	0.03	0.21	0.09	0.72	4.09	0.05	1.46
4ID	Industrial Holding Bulgaria PLC-Sofia	12.36	0.76	0.28	2.59	0.01	0.07	0.02	0.11	0.46	0.35	0.24
4IN	Investor.BG AD-Sofia		3.52	2.09						2.01	0.25	0.33
4KU	Kauchuk AD-Sofia	90.53	0.96	0.92	20.28	0.01	0.04	0.01	0.05	4.74		0.76
4L4	Lavena AD-Shumen	0.78	0.07	0.09	0.38	0.06	0.12	0.14	0.28	3.09	0.52	0.69
5MH	M+S Hydraulic AD-Kazanlak	20.84	2.62	4.25	12.49	0.17	0.28	0.21	0.35	3.43		1.35
3NB	Neochim AD-Dimitrovgrad	26.61	0.48	0.92	5.64	0.03	0.12	0.04	0.17	2.38	0.17	1.47
5ODE	Odessos Shiprepair Yard AD-Varna	17.39	1.75	0.81	13.35	0.04	0.05	0.05	0.06	3.53	0.14	0.38
4O1	Oil and Gas Exploration and Production AD-Sofia	23.15	2.85	0.86	10.90	0.03	0.06	0.04	0.08	3.52	0.04	0.23
5PET	Petrol AD-Sofia	1.09	0.14	1.26		0.61			0.03	1.30	1.84	4.76
6S4	Severcoop Gamza Holding AD-Sofia	16.19		0.94		0.04		0.05		3.19		0.19
6S5	Sila Holding AD-Stara Zagora	88.16	6.01	1.68		0.01		0.03		1.94	1.14	0.14
3JL	Slanchev Bryag AD-Slanchev Bryag			0.78						10.04		
6SOA	Sofia Commerce-Pawn Brokerage AD-Sofia			0.79						24.19	0.02	
S05	Sopharma Trading AD-Sofia	28.75	0.31	3.59	15.51	0.02	0.04	0.13	0.24	1.12	2.52	2.25
SL9	Sparky Eltos AD-Lovech		0.22	0.42						0.95	5.62	0.21
OSP	Speedy AD-Sofia	27.65	1.41	4.77	10.82	0.09	0.23	0.18	0.46	1.18	0.43	1.75
3NJ	SS Konstantine And Elena Holding AD-Varna	6.58	1.67	1.21	3.98	0.06	0.11	0.21	0.34	0.37	1.47	0.25
5SR	Stara Planina Hold AD-Sofia	18.26	0.64	1.52	3.98	0.04	0.18	0.09	0.40	3.67	0.02	1.10
3MZ	Svilosa AD-Svishtov	8.74	1.17	1.22	5.76	0.12	0.18	0.15	0.23	3.53	0.11	0.88
6S7	Synergion Holding AD-Sofia		0.07	0.09	2.55		0.02		0.03	1.18	0.24	0.79

* Ratios are calculated on the base of the last weighted-average price as of the end of the month

** Financial reports data (ttm)

Methodology for Calculation of Financial Ratios is available at http://download.bse-sofia.bg/pdf/methodology_en.pdf

Financial Ratios

July
2018

Issue	Issuer	P / E	P / S	P / B	P / EBIT	ROA	EBIT / Total Asts.	ROE	EBIT / Equity	Current Ratio	Debt / Equity	Assets Turnover
EHN	Synthetica AD-Sofia		2.51	6.64	19.87		0.09		0.33	1.10	1.85	0.71
T24	TK-Hold PLC-Sofia	100.01	0.60	0.33	5.38		0.05		0.06	4.25	0.01	0.43
3TV	Toplivo AD-Sofia		0.10	0.19	41.47					1.43	0.52	1.14
T57	Trace Group Hold AD-Sofia	21.57	0.29	1.00	9.63	0.02	0.04	0.05	0.11	1.11	0.22	1.42
4V5	Varna-Plod AD-Varna	11.13	7.35	0.84	13.94	0.07	0.05	0.08	0.06	25.87	0.11	0.10
1VX	Velgraf Asset Management AD-Sofia	142.64	23.27	2.23	31.56					1.16	0.40	
4PX	Yuri Gagarin PLC-Plovdiv			0.26						2.00	0.23	
T43	Zarneni Hrani Bulgaria AD-Sofia	76.13	0.62	0.25	5.13		0.02		0.05	1.66	0.23	0.20
3ZL	Zlatni Pyasatsi AD-Varna		0.56	0.14	11.27		0.01		0.01	8.53	0.01	0.23

SPVs Segment* (based on non-consolidated reports**)

Issue	Issuer	P / E	P / S	P / B	P / EBIT	ROA	EBIT / Total Asts.	ROE	EBIT / Equity	Current Ratio	Debt / Equity	Assets Turnover
6A6	Advance Terrafund REIT-Sofia	6.21	3.85	0.73		0.12	0.11	0.12	0.12	3.11		0.19
6AG	Agro Finance REIT-Plovdiv	21.08	19.25	2.06		0.09	0.09	0.10	0.10	0.66		0.10
6A7	Agroenergy Invest REIT-Sofia					0.03	0.03	0.03	0.04	14.78	0.12	0.06
5AX	Aktiv Properties REIT-Plovdiv		25.18	0.48						0.10	0.18	0.01
5H4	Balkan and Sea Properties REIT-Varna	177.51	84.85	1.92		0.01		0.01		44.20	0.96	0.01
28R	BPD Industrial Real Estate Fund REIT-Sofia			1.17						559.00		
5BU	Bulgarian Real Estate Fund REIT-Sofia	6.92	2.51	0.50		0.06	0.07	0.07	0.08	1.87	0.13	0.17
5BD	Bulland Investments REIT-Sofia	25.11		0.88		0.03		0.04		0.23	0.16	
E7P	Expat Beta REIT-Sofia	28.76		0.79	28.58	0.02	0.02	0.03	0.03	0.16	0.18	
6F3	FairPlay Properties REIT-Sofia		1.21	0.35			0.03		0.05	2.51	0.12	0.19
6BMA	Fund Estates REIT-Sofia		1.16	0.36						0.11	23.66	0.01
GE5	Glenmoore Capital REIT-Varna									94.29		
4IC	Intercapital Property Development REIT-Sofia	0.12	0.04	0.19	0.06	0.10	0.21	1.37	2.90	0.27	6.46	0.31
4PY	Prime Property BG REIT-Sofia	1,379.46		0.46	1,655.36					4.66		
6S6	Sopharma Properties REIT-Sofia	163.04	11.98	2.39		0.01	0.08	0.02	0.13	0.05	0.36	0.13

* Ratios are calculated on the base of the last weighted-average price as of the end of the month

** Financial reports data (ttm)

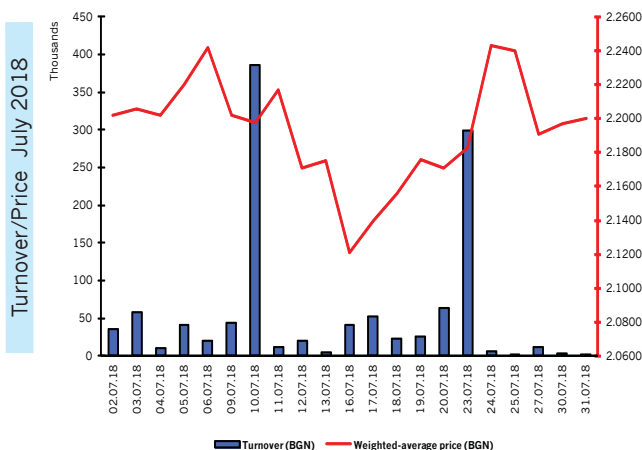
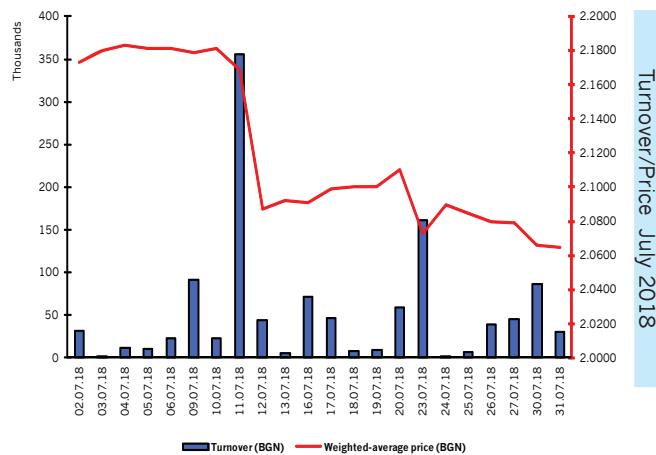
Methodology for Calculation of Financial Ratios is available at http://download.bse-sofia.bg/pdf/methodology_en.pdf

Top 5 Stocks by Trades

July 2018

Advance Terrafund REIT

BSE code of the issue	6A6
Volume of the issue (common shares)	85,110,091
Nominal value (BGN per share)	1.00
Gross dividend 2017 (BGN per share)	0.1060
Trading on regulated market as from the beginning of the year	
Volume in lots	2,143,932
Value in BGN	4,688,971.96
Trades	1,827
OTC trades as from the beginning of the year *	
Value in BGN	0.00
Volume in lots	0

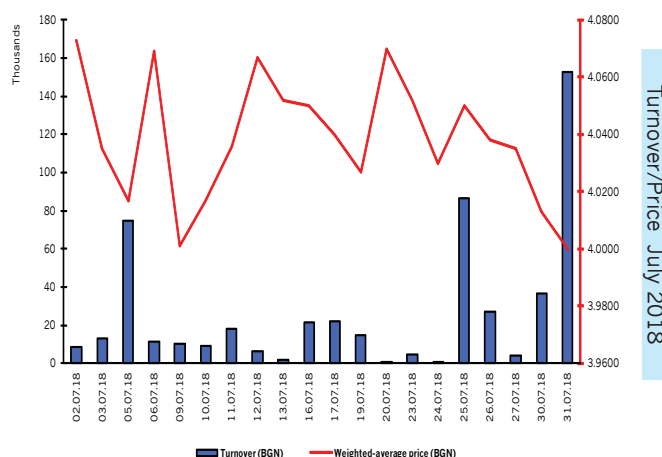


Chimimport

BSE code of the issue	6C4
Volume of the issue (common shares)	239,646,267
Nominal value (BGN per share)	1.00
Gross dividend 2017 (BGN per share)	0.0630
Trading on regulated market as from the beginning of the year	
Volume in lots	9,887,315
Value in BGN	22,760,561.84
Trades	5,112
OTC trades as from the beginning of the year *	
Value in BGN	0.00
Volume in lots	0

Sopharma

BSE code of the issue	3JR
Volume of the issue (common shares)	134,797,899
Nominal value (BGN per share)	1.00
Gross dividend 2017 (BGN per share)	0.1100
Trading on regulated market as from the beginning of the year	
Volume in lots	3,862,359
Value in BGN	16,384,100.54
Trades	2,077
OTC trades as from the beginning of the year *	
Value in BGN	45,368.00
Volume in lots	21,200



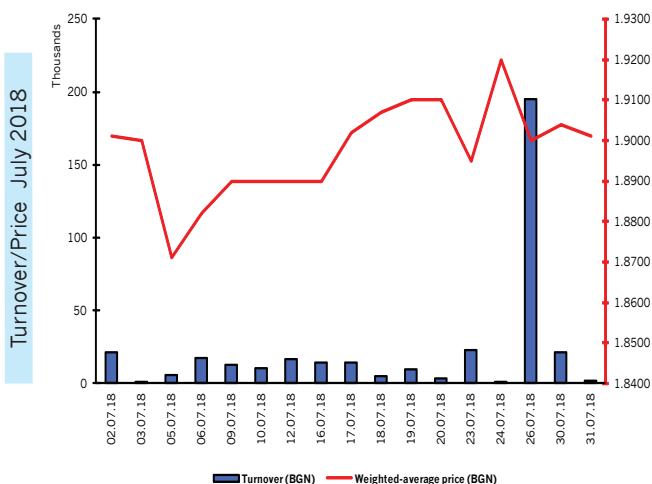
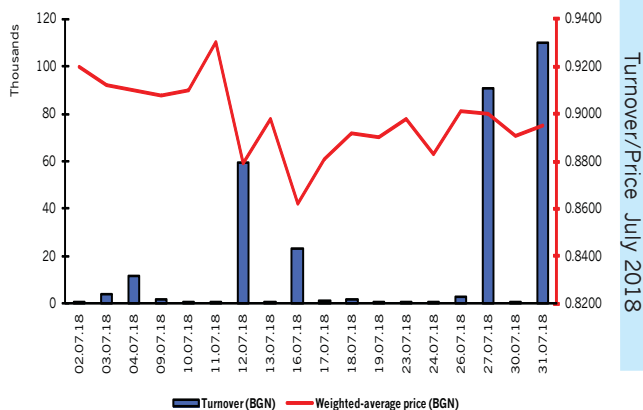
* Effective as from 03 January 2018, no OTC trades July be announced through the trading system of BSE

Top 5 Stocks by Trades

July 2018

Sirma Group Holding

BSE code of the issue	SKK
Volume of the issue (common shares)	59,360,518
Nominal value (BGN per share)	1.00
Gross dividend 2017 (BGN per share)	0.00
Trading on regulated market as from the beginning of the year	
Volume in lots	2,526,180
Value in BGN	2,500,502.86
Trades	1,070
OTC trades as from the beginning of the year *	
Value in BGN	0.00
Volume in lots	0



Bulgarian Real Estate Fund REIT

BSE code of the issue	5BU
Volume of the issue (common shares)	20,150,000
Nominal value (BGN per share)	1.00
Gross dividend 2017 (BGN per share)	0.0341
Trading on regulated market as from the beginning of the year	
Volume in lots	979,813
Value in BGN	1,891,927.82
Trades	986
OTC trades as from the beginning of the year *	
Value in BGN	0.00
Volume in lots	0