

**January
2019**

MONTHLY BULLETIN



БФБ

BULGARIAN STOCK EXCHANGE

1000 Sofia, 6 Tri ushi St.

Tel: (+359 2) 937 09 45; Fax: (+359 2) 937 09 46

<http://www.bse-sofia.bg>; e-mail: bse@bse-sofia.bg

General Statistics

January
2019

Capitalization of BSE Main Market		Change	
As of 31 January 2019		December *	January *
Market Segment	Capitalization	2018	2018
Premium Equities Segment	1,963,480,070.45	1.28%	-23.23%
Standard Equities Segment	5,966,723,949.22	-2.80%	-8.33%
Special Purpose Vehicles Segment	609,626,562.14	-0.25%	-14.10%
Total Capitalization of BSE Main Market	8,539,830,581.81	-1.71%	-12.65%

* as of the end of the period

Issues admitted to trading on BSE Main Market			
Market Segment	Number of new issues	Number of delisted issues	Number of listed issues as of the end of the month
Premium Equities Segment	0	0	7
Standard Equities Segment	0	1	59
Special Purpose Vehicles Segment	0	0	12
Bonds Segment	0	0	66
Compensatory Instruments Segment	0	0	3
Exchange Traded Products Segment	0	0	13
Subscription Rights Segment	1	0	1
Initial Public Offering Segment	0	0	0
Government Securities Segment	0	3	16
TOTAL :	1	4	177

* as of the end of the period

BSE Indices

SOFIX

Value *	585.76
Monthly change	-1.46%
Annual change	-17.81%
P/E **	10.53
P/B **	1.07

BGBX 40

Value *	115.00
Monthly change	-0.79%
Annual change	-16.81%
P/E **	12.55
P/B **	1.42

BG TR30

Value *	492.01
Monthly change	-0.83%
Annual change	-13.92%
P/E **	24.15
P/B **	1.49

BG REIT

Value *	120.77
Monthly change	-0.25%
Annual change	4.64%
P/E **	13.34
P/B **	1.13

* Values as of 31 January 2019

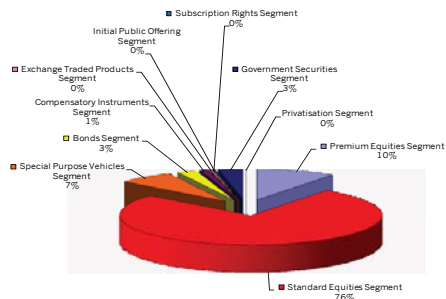
** P (prices) are weighted-average

** Financial reports data (ttm)

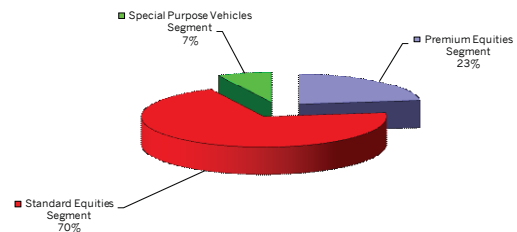
Monthly Trading by BSE Main Market Segments

Market Segment	January 2019			Change in turnover (%)	
	Trades	Turnover (BGN)	Volume (lots)	December 2018	January 2018
Premium Equities Segment	1,446	3,193,492	1,486,661	-31.53%	-76.69%
Standard Equities Segment	2,261	24,776,816	7,683,447	17.33%	123.08%
Special Purpose Vehicles Segment	469	2,239,294	1,132,679	-64.81%	91.38%
Bonds Segment	10	791,602	743	-90.48%	-82.84%
Compensatory Instruments Segment	91	344,591	625,448	-56.43%	-44.86%
Exchange Traded Products Segment	63	99,679	6,551,762	25.98%	-85.65%
Subscription Rights Segment	13	72,659	15,959,988	212.80%	-8.21%
Initial Public Offering Segment	0	0	0	n/a	n/a
Government Securities Segment	1	1,000,493	925	n/a	-50.42%
Privatisation Segment	0	0	0	n/a	n/a
TOTAL:	4,354	32,518,624	33,441,653	-21.36%	-4.37%

Turnover by Segments of BSE Main Market



Capitalization by Segments of BSE Main Market



No new issues admitted to trading on the BSE Main Market in January

Daily-Average Trading by BSE Main Market Segments

Market Segment	January 2019			Change in turnover (%)	
	Trades	Turnover (BGN)	Volume (lots)	December 2018	January 2018
Premium Equities Segment	66	145,159	67,576	-47.09%	-76.69%
Standard Equities Segment	103	1,126,219	349,248	-9.33%	123.08%
Special Purpose Vehicles Segment	21	101,786	51,485	-72.81%	91.38%
Bonds Segment	0	35,982	34	-92.64%	-82.84%
Compensatory Instruments Segment	4	15,663	28,429	-66.33%	-44.86%
Exchange Traded Products Segment	3	4,531	297,807	-2.66%	-85.65%
Subscription Rights Segment	1	3,303	725,454	141.71%	-8.21%
Initial Public Offering Segment	0	0	0	n/a	n/a
Government Securities Segment	0	45,477	42	n/a	-50.42%
Privatisation Segment	0	0	0	n/a	n/a
TOTAL:	198	1,478,119	1,520,075	-39.23%	-4.37%

Number of trading sessions in January

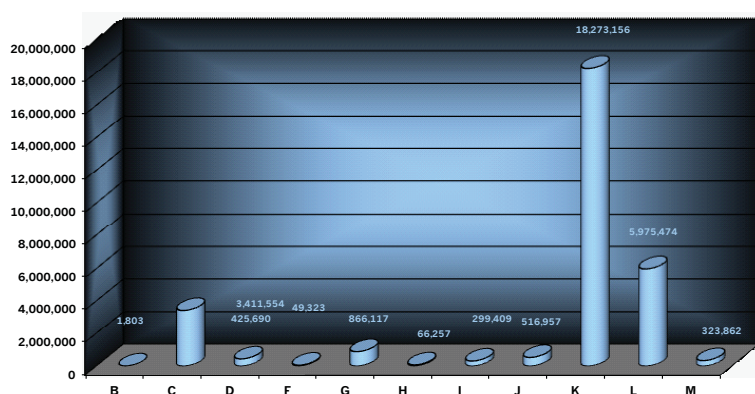
22

Monthly Average USD/BGN Exchange Rate

1.7135

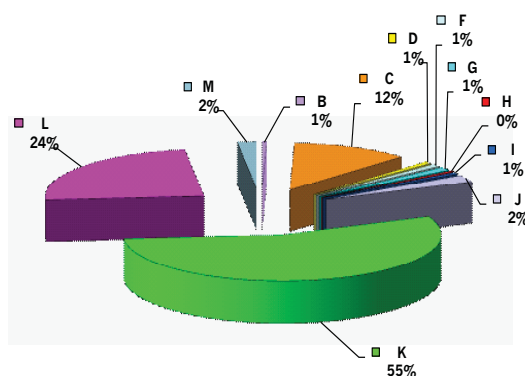
Trading by Industries (according to NACE.BG-2008)		Trades	Volume (lots)	Turnover (BGN)
B	Mining and quarrying	2	250	1,802.50
C	Manufacturing	711	659,253	3,411,554.26
D	Electricity,gas,steam and air conditioning supply	49	2,161	425,690.00
F	Construction	69	18,695	49,323.02
G	Wholesale and retail trade; repair of motor vehicles and motorcycles	160	289,752	866,117.06
H	Transportation and storage	39	3,903	66,256.53
I	Accommodation and food service activities	68	7,179	299,409.10
J	Information and communication	16	34,506	516,956.90
K	Financial and insurance activities	2,724	8,284,759	18,273,155.66
L	Real estate activities	81	723,992	5,975,473.65
M	Professional, scientific and technical activities	257	278,337	323,862.04

Share of industries in the total turnover (BGN) on the BSE Main Market in January



- B Mining and quarrying
- C Manufacturing
- D Electricity,gas,steam and air conditioning supply
- F Construction
- G Wholesale and retail trade; repair of motor vehicles and motorcycles
- H Transportation and storage
- I Accommodation and food service activities
- J Information and communication
- K Financial and insurance activities
- L Real estate activities
- M Professional, scientific and technical activities

Share of industries in the total turnover (BGN) on the BSE Main Market in the last 365 days



- B Mining and quarrying
- C Manufacturing
- D Electricity,gas,steam and air conditioning supply
- F Construction
- G Wholesale and retail trade; repair of motor vehicles and motorcycles
- H Transportation and storage
- I Accommodation and food service activities
- J Information and communication
- K Financial and insurance activities
- L Real estate activities
- M Professional, scientific and technical activities

TOP 5

Liquidity Ranking

Issuer	Trades	Volume (lots)	Turnover (BGN)
CB Central Cooperative Bank AD-Sofia	395	463,509	635,350.36
Chimimport AD-Sofia	294	305,598	552,642.61
Sopharma AD-Sofia	275	285,558	966,409.50
Sirma Group Holding JSC-Sofia	237	270,085	243,817.24
Advance Terrafund REIT-Sofia	234	810,828	1,587,988.99

TOP 5

Members

Trades	Turnover (BGN)
Inv. Intermediary "Karoll"	3,165
Inv. Intermediary "Elana Trading"	1,586
Inv. Intermediary "BenchMark Finance"	624
Inv. Intermediary "UG Market"	474
Inv. Intermediary "First Financial Brokerage House"	451

Trades	Turnover (BGN)
CB "Central Cooperative Bank"	11,953,607.80
Inv. Intermediary "Aval IN"	10,231,486.40
Inv. Intermediary "First Financial Brokerage House"	7,070,874.13
Inv. Intermediary "ABV Investments" LTD	5,270,831.93
Inv. Intermediary "Karoll"	4,981,543.20

TOP 30

Capitalization as of 31 January 2019

Issues of shares on the BSE Main Market

Issue	Issuer	Nominal (BGN)	Amount (Shares)	Closing price (BGN)	Capitalization (BGN)
7TH	Tchaikapharma High Quality Medicines AD-Sofia	1.00	72,200,000	9.2000	664,240,000.00
3JR	Sopharma AD-Sofia	1.00	134,797,899	3.5200	474,488,604.48
6C4	Chimimport AD-Sofia	1.00	239,646,267	1.9300	462,517,295.31
GR6	Gradus AD-Stara Zagora	1.00	243,608,710	1.7800	433,623,503.80
5F4	CB First Investment Bank AD-Sofia	1.00	110,000,000	3.7100	408,100,000.00
3CZ	CEZ Distribution Bulgaria AD-Sofia	1.00	1,928,000	199.0000	383,672,000.00
5MH	M+S Hydraulic AD-Kazanlak	1.00	39,445,200	7.7000	303,728,040.00
5MB	Monbat AD-Sofia	1.00	39,000,000	7.7000	300,300,000.00
4EH	Eurohold Bulgaria AD-Sofia	1.00	197,525,600	1.4600	288,387,376.00
1VX	Velgraf Asset Management AD-Sofia	1.00	68,979,758	3.8000	262,123,080.40
OSP	Speedy AD-Sofia	1.00	5,377,619	48.6000	261,352,283.40
SO5	Sopharma Trading AD-Sofia	1.00	32,905,009	7.0500	231,980,313.45
5V2	Holding Varna AD-Varna	1.00	5,235,900	41.8000	218,860,620.00
6AM	Alcomet AD-Shumen	1.00	17,952,959	11.7000	210,049,620.30
6AB	Albena AD-Albena	1.00	4,273,126	44.4000	189,726,794.40
4CF	CB Central Cooperative Bank AD-Sofia	1.00	113,154,291	1.5200	171,994,522.32
6A6	Advance Terrafund REIT-Sofia	1.00	85,110,091	1.9600	166,815,778.36
5BN	CB Bulgarian American Credit Bank AD-Sofia	1.00	24,691,313	6.0500	149,382,443.65
6S6	Sopharma Properties REIT-Sofia	1.00	20,953,944	6.3500	133,057,544.40
5SR	Stara Planina Hold AD-Sofia	1.00	21,000,000	6.2000	130,200,000.00
EHN	Synthetica AD-Sofia	1.00	3,000,000	42.2000	126,600,000.00
GTH	Galata Investment Company AD-Varna	1.00	68,571,234	1.7500	119,999,659.50
58E	Himsnab Bulgaria AD-Sofia	1.00	2,494,631	45.0000	112,258,395.00
4ID	Industrial Holding Bulgaria PLC-Sofia	1.00	107,400,643	1.0400	111,696,668.72
5H4	Balkan and Sea Properties REIT-Varna	1.00	6,925,156	16.0000	110,802,496.00
1CZ	CEZ Electro Bulgaria AD-Sofia	10.00	5,000	21,000.0000	105,000,000.00
4KX	Korado Bulgaria AD-Strazhitsa	1.00	13,168,614	7.0000	92,180,298.00
4HE	Hydraulic Elements and Systems AD-Yambol	1.00	18,193,752	4.8000	87,330,009.60
4O1	Oil and Gas Exploration and Production AD-Sofia	1.00	12,228,062	7.0000	85,596,434.00
3NB	Neochim AD-Dimitrovgrad	1.00	2,654,358	31.0000	82,285,098.00

Premium Equities Segment

Issue	Issuer	Nominal (BGN)	Amount (Shares)	Closing price (BGN)	Capitalisation (BGN)
3JR	Sopharma AD-Sofia	1.00	134,797,899	3.5200	474,488,604.48
4CF	CB Central Cooperative Bank AD-Sofia	1.00	113,154,291	1.5200	171,994,522.32
4KX	Korado Bulgaria AD-Strazhitsa	1.00	13,168,614	7.0000	92,180,298.00
5F4	CB First Investment Bank AD-Sofia	1.00	110,000,000	3.7100	408,100,000.00
5MB	Monbat AD-Sofia	1.00	39,000,000	7.7000	300,300,000.00
6C4	Chimimport AD-Sofia	1.00	239,646,267	1.9300	462,517,295.31
SKK	Sirma Group Holding JSC-Sofia	1.00	59,360,518	0.9080	53,899,350.34

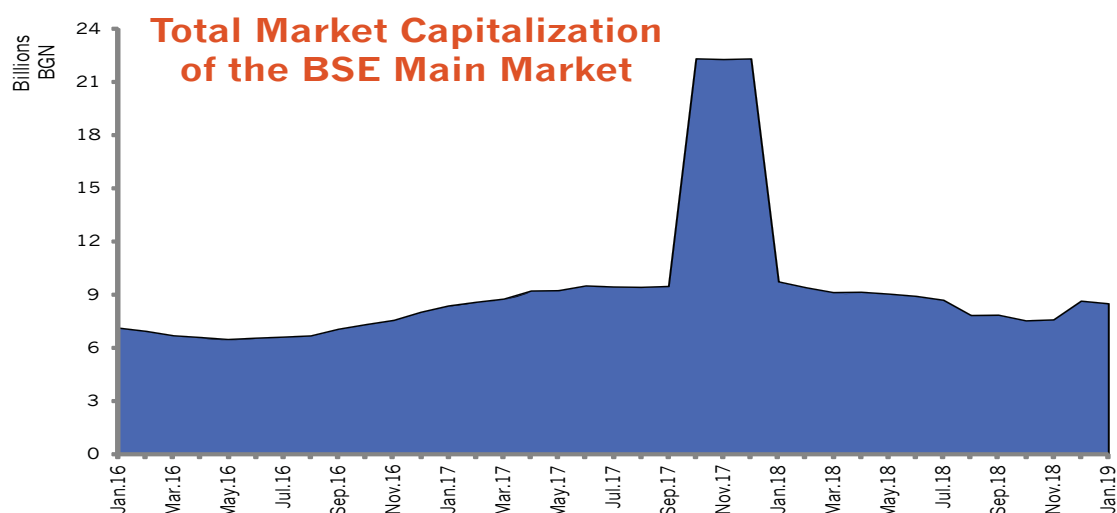
Standard Equities Segment

Issue	Issuer	Nominal (BGN)	Amount (Shares)	Closing price (BGN)	Capitalisation (BGN)
94G	235 Holdings AD-Sofia	1.00	5,109,000	14.0000	71,526,000.00
A72	Agria Group Holding AD-Varna	1.00	6,800,000	9.4000	63,920,000.00
6AB	Albena AD-Albena	1.00	4,273,126	44.4000	189,726,794.40
6AM	Alcomet AD-Shumen	1.00	17,952,959	11.7000	210,049,620.30
A4L	Allterco AD-Sofia	1.00	15,000,000	2.4600	36,900,000.00
A00	BG Agro AD-Varna	1.00	40,357,440	1.6700	67,396,924.80
5BP	Billboard AD-Sofia	1.00	15,000,000	0.3000	4,500,000.00
5BR	Bulgarian River Shipping AD-Ruse	1.00	35,708,674	0.7700	27,495,678.98
BSO	Bulgarian Stock Exchange-Sofia	1.00	6,582,860	5.6500	37,193,159.00
5BN	CB Bulgarian American Credit Bank AD-Sofia	1.00	24,691,313	6.0500	149,382,443.65
5CP	CB Texim Bank AD-Sofia	1.00	27,995,036	2.8000	78,386,100.80
3CZ	CEZ Distribution Bulgaria AD-Sofia	1.00	1,928,000	199.0000	383,672,000.00
1CZ	CEZ Electro Bulgaria AD-Sofia	10.00	5,000	21,000.0000	105,000,000.00
5DOV	Doverie United Holding PLC-Sofia	1.00	18,736,099	1.7400	32,600,812.26
0EA	Elana Agrocredit AD-Sofia	1.00	36,629,925	1.1500	42,124,413.75
52E	Elhim Iskra AD-Pazardzhik	1.00	25,108,410	0.9100	22,848,653.10
57E	EMKA AD-Sevlievo	1.00	21,699,726	2.5800	55,985,293.08
5EO	Etropal AD-Etropole	1.00	5,000,000	5.7000	28,500,000.00
4EH	Eurohold Bulgaria AD-Sofia	1.00	197,525,600	1.4600	288,387,376.00
4F6	Fazerles AD-Silistra	1.00	515,000	21.2000	10,918,000.00
4F8	Formoplast AD-Kardzhali	1.00	3,798,905	5.5500	21,083,922.75
GTH	Galata Investment Company AD-Varna	1.00	68,571,234	1.7500	119,999,659.50
GR6	Gradus AD-Stara Zagora	1.00	243,608,710	1.7800	433,623,503.80
58E	Himsnab Bulgaria AD-Sofia	1.00	2,494,631	45.0000	112,258,395.00
6N3	Holding Nov Vek AD-Sofia	1.00	4,110,469	16.6000	68,233,785.40
4HS	Holding Sveta Sofia AD-Sofia	1.00	9,940,391	4.1000	40,755,603.10
5V2	Holding Varna AD-Varna	1.00	5,235,900	41.8000	218,860,620.00
4HE	Hydraulic Elements and Systems AD-Yambol	1.00	18,193,752	4.8000	87,330,009.60
4I8	Industrial Capital Holding AD-Sofia	1.00	15,707,470	2.4400	38,326,226.80
4ID	Industrial Holding Bulgaria PLC-Sofia	1.00	107,400,643	1.0400	111,696,668.72
6R1	Industry Development Holding JSC-Sofia	1.00	9,980,925	2.2600	22,556,890.50
IGA	Intercapital group AD-Sofia	1.00	3,850,000		
4IN	Investor.BG AD-Sofia	1.00	4,782,362	15.0000	71,735,430.00
4L4	Lavena AD-Shumen	1.00	8,319,506	3.8000	31,614,122.80
5MH	M+S Hydraulic AD-Kazanlak	1.00	39,445,200	7.7000	303,728,040.00
178B	Neo London Capital PLC-Sofia	100.00	99,950	126.0000	12,593,700.00
3NB	Neochim AD-Dimitrovgrad	1.00	2,654,358	31.0000	82,285,098.00
5ODE	Odessos Shiprepair Yard AD-Varna	1.00	586,642	70.5000	41,358,261.00
4O1	Oil and Gas Exploration and Production AD-Sofia	1.00	12,228,062	7.0000	85,596,434.00
5PET	Petrol AD-Sofia	4.00	27,312,403	0.9850	26,902,716.96
RGL	Regala Invest AD-Varna	1.00	18,428,734	2.8200	51,969,029.88

Issue	Issuer	Nominal (BGN)	Amount (Shares)	Closing price (BGN)	Capitalisation (BGN)
6R2	Rodna Zemya Holding AD-Dobrich	1.00	36,010,600	1.8600	66,979,716.00
6S4	Severcoop Gamza Holding AD-Sofia	2.00	5,347,798	3.7000	19,786,852.60
6S5	Sila Holding AD-Stara Zagora	1.00	36,852,997	2.1200	78,128,353.64
6SOP	Sofia Commerce-Pawn Brokerage AD-Sofia	1.00	201,154	4.6200	929,331.48
6SOA	Sofia Commerce-Pawn Brokerage AD-Sofia	1.00	2,400,000	3.7000	8,880,000.00
SO5	Sopharma Trading AD-Sofia	1.00	32,905,009	7.0500	231,980,313.45
OSP	Speedy AD-Sofia	1.00	5,377,619	48.6000	261,352,283.40
3NJ	SS Konstantine And Elena Holding AD-Varna	1.00	2,309,561	22.0000	50,810,342.00
5SR	Stara Planina Hold AD-Sofia	1.00	21,000,000	6.2000	130,200,000.00
6S7	Synergon Holding AD-Sofia	1.00	18,358,849	0.9450	17,349,112.31
EHN	Synthetica AD-Sofia	1.00	3,000,000	42.2000	126,600,000.00
7TH	Tchaikapharma High Quality Medicines AD-Sofia	1.00	72,200,000	9.2000	664,240,000.00
3TV	Toplivo AD-Sofia	1.00	5,416,829	3.1000	16,792,169.90
T57	Trace Group Hold AD-Sofia	1.00	24,200,000	2.7200	65,824,000.00
1VX	Velgraf Asset Management AD-Sofia	1.00	68,979,758	3.8000	262,123,080.40
4PX	Yuri Gagarin PLC-Plovdiv	1.00	1,003,904	15.0000	15,058,560.00
T43	Zarneni Hrani Bulgaria AD-Sofia	1.00	195,660,287	0.2500	48,915,071.75
3ZL	Zlatni Pyasatsi AD-Varna	1.00	6,493,577	1.8100	11,753,374.37

Special Purpose Vehicles Segment

Issue	Issuer	Nominal (BGN)	Amount (Shares)	Closing price (BGN)	Capitalisation (BGN)
5AX	Aktiv Properties REIT-Plovdiv	9.00	2,192,011	7.1000	15,563,278.10
5BD	Bulland Investments REIT-Sofia	1.00	15,008,125	1.1100	16,659,018.75
5BU	Bulgarian Real Estate Fund REIT-Sofia	1.00	34,641,925	1.8900	65,473,238.25
5EX	Exclusive Property REIT-Sofia	1.00	9,452,340	1.0000	9,452,340.00
5H4	Balkan and Sea Properties REIT-Varna	1.00	6,925,156	16.0000	110,802,496.00
6A6	Advance Terrafund REIT-Sofia	1.00	85,110,091	1.9600	166,815,778.36
6F3	FairPlay Properties REIT-Sofia	1.00	33,145,400	0.6000	19,887,240.00
6S6	Sopharma Properties REIT-Sofia	1.00	20,953,944	6.3500	133,057,544.40
6SB	Super Borovetz Property Fund REIT-Varna	1.00	16,179,999	2.2200	35,919,597.78
9BH	Bulgarian Receivables Fund SPE-Sofia	1.00	1,500,000	1.0200	1,530,000.00
E7P	Expat Beta REIT-Sofia	1.00	5,143,190	0.9500	4,886,030.50
RPR	Roi Property Fund REIT-Sofia	1.00	6,162,500	4.8000	29,580,000.00



Trade by Issues

January
2019

Premium Equities Segment

Issue	Issuer	Trades	Volume (lots)	Turnover (BGN)	Trading currency	Weighted & Corrected Values			Closing price	As from
						Average price	Min. price	Max. price		
3JR	Sopharma AD-Sofia	275	285,558	966,409.50	BGN	3.3840	3.3014	3.5288	3.5200	31.01.2019
4CF	CB Central Cooperative Bank AD-Sofia	395	463,509	635,350.36	BGN	1.3710	1.2408	1.4819	1.5200	31.01.2019
4KX	Korado Bulgaria AD-Strazhitsa	44	11,073	78,121.40	BGN	7.0550	6.9468	7.1022	7.0000	31.01.2019
5F4	CB First Investment Bank AD-Sofia	149	100,702	333,574.01	BGN	3.3120	3.1296	3.6659	3.7100	31.01.2019
5MB	Monbat AD-Sofia	52	50,136	383,576.55	BGN	7.6510	7.5500	7.8292	7.7000	31.01.2019
6C4	Chimimport AD-Sofia	294	305,598	552,642.61	BGN	1.8080	1.7701	1.9300	1.9300	31.01.2019
SKK	Sirma Group Holding JSC-Sofia	237	270,085	243,817.24	BGN	0.9030	0.8849	0.9337	0.9080	31.01.2019

Standard Equities Segment

Issue	Issuer	Trades	Volume (lots)	Turnover (BGN)	Trading currency	Weighted & Corrected Values			Closing price	As from
						Average price	Min. price	Max. price		
0EA	Elana Agrocredit AD-Sofia	111	727,591	819,560.63	BGN	1.1260	1.1206	1.1500	1.1500	31.01.2019
0SP	Speedy AD-Sofia	32	1,377	64,300.80	BGN	46.6960	45.4000	48.6000	48.6000	30.01.2019
178B	Neo London Capital PLC-Sofia	3	9	1,138.00	BGN	126.4440	126.0000	127.0000	126.0000	29.01.2019
1VX	Velgraf Asset Management AD-Sofia	14	150,150	570,570.00	BGN	3.8000	3.8000	3.8000	3.8000	29.01.2019
3CZ	CEZ Distribution Bulgaria AD-Sofia	49	2,161	425,690.00	BGN	196.9870	192.1571	202.4000	199.0000	30.01.2019
3MZ	Svilosa AD-Svishtov	36	14,713	79,344.15	BGN	5.3930	5.3222	5.4306	5.3500	22.01.2019
3NB	Neochim AD-Dimitrovgrad	35	6,487	196,588.80	BGN	30.3050	30.0000	32.0000	31.0000	31.01.2019
3NJ	SS Konstantine And Elena Holding AD-Varna	4	88	1,898.00	BGN	21.5680	21.0000	22.0000	22.0000	31.01.2019
3TV	Toplivo AD-Sofia	12	89,565	278,320.80	BGN	3.1070	3.0424	3.4000	3.1000	25.01.2019
3ZL	Zlatni Pyasatsi AD-Varna	5	490	963.30	BGN	1.9660	1.8100	2.0200	1.8100	24.01.2019
4EH	Eurohold Bulgaria AD-Sofia	130	508,580	805,344.04	BGN	1.5840	1.4204	1.5997	1.4600	31.01.2019
4F6	Fazerles AD-Silistra	20	551	11,213.80	BGN	20.3520	19.6000	21.2000	21.2000	31.01.2019
4F8	Formoplast AD-Kardzhali	2	60	333.00	BGN	5.5500	5.5500	5.5500	5.5500	31.01.2019
4HE	Hydraulic Elements and Systems AD-Yambol	62	12,706	59,771.36	BGN	4.7040	4.6453	4.7936	4.8000	25.01.2019
4HS	Holding Sveta Sofia AD-Sofia	81	1,689,046	6,755,569.80	BGN	4.0000	3.5400	4.0385	4.1000	31.01.2019
4I8	Industrial Capital Holding AD-Sofia	78	45,543	103,943.24	BGN	2.2820	2.2000	2.4400	2.4400	31.01.2019
4ID	Industrial Holding Bulgaria PLC-Sofia	80	480,843	495,693.23	BGN	1.0310	1.0141	1.0517	1.0400	31.01.2019
4IN	Investor.BG AD-Sofia	16	34,506	516,956.90	BGN	14.9820	13.9000	14.9933	15.0000	29.01.2019
4L4	Lavena AD-Shumen	7	120,915	454,679.80	BGN	3.7600	3.7400	3.8400	3.8000	25.01.2019
4O1	Oil and Gas Exploration and Production AD-Sofia	2	250	1,802.50	BGN	7.2100	7.0000	7.3500	7.0000	16.01.2019
4PX	Yuri Gagarin PLC-Plovdiv	15	440	7,180.90	BGN	16.3200	15.0000	18.3011	15.0000	24.01.2019
52E	Elhim Iskra AD-Pazardzhik	28	21,129	19,240.08	BGN	0.9110	0.8884	0.9355	0.9100	28.01.2019
57E	EMKA AD-Sevlievo	7	1,812	4,570.44	BGN	2.5220	2.4200	2.5800	2.5800	31.01.2019
58E	Himsnab Bulgaria AD-Sofia	2	110	4,850.00	BGN	44.0910	44.0000	45.0000	45.0000	31.01.2019
5BN	CB Bulgarian American Credit Bank AD-Sofia	7	3,293	19,927.65	BGN	6.0510	6.0500	6.0524	6.0500	16.01.2019
5BP	Billboard AD-Sofia	10	13,096	4,026.68	BGN	0.3070	0.2900	0.3180	0.3000	30.01.2019
5BR	Bulgarian River Shipping AD-Ruse	7	2,526	1,955.73	BGN	0.7740	0.7700	0.7850	0.7700	30.01.2019
5CP	CB Texim Bank AD-Sofia	1	100	280.00	BGN	2.8000	2.8000	2.8000	2.8000	28.01.2019
5DOV	Doverie United Holding PLC-Sofia	203	128,014	213,987.95	BGN	1.6720	1.4646	1.9119	1.7400	31.01.2019
5EO	Etropal AD-Etropole	7	420	2,374.00	BGN	5.6520	5.6349	5.7000	5.7000	31.01.2019
5MH	M+S Hydraulic AD-Kazanlak	86	91,798	701,915.05	BGN	7.6460	7.5551	7.7000	7.7000	30.01.2019
5ODE	Odosos Shiprepair Yard AD-Varna	10	593	44,145.50	BGN	74.4440	71.3065	78.0000	70.5000	29.01.2019
5PET	Petrol AD-Sofia	2	100	94.25	BGN	0.9430	0.9425	0.9425	0.9850	29.01.2019
5SR	Stara Planina Hold AD-Sofia	88	18,787	118,950.55	BGN	6.3320	6.1500	6.5000	6.2000	31.01.2019
5V2	Holding Varna AD-Varna	109	3,780	150,373.00	BGN	39.7810	38.6358	41.0787	41.8000	31.01.2019
6AB	Albena AD-Albena	63	6,689	298,445.80	BGN	44.6170	42.0000	45.7833	44.4000	31.01.2019
6AM	Alcomet AD-Shumen	30	39,491	450,195.10	BGN	11.4000	11.0000	11.7000	11.7000	31.01.2019
6N3	Holding Nov Vek AD-Sofia	27	729	11,099.90	BGN	15.2260	14.2000	16.2383	16.6000	31.01.2019
6R1	Industry Development Holding JSC-Sofia	5	1,125	2,538.50	BGN	2.2560	2.2400	2.2600	2.2600	30.01.2019

Trade by Issues

January
2019

Issue	Issuer	Trades	Volume (lots)	Turnover (BGN)	Trading currency	Weighted & Corrected Values			Closing price	As from
						Average price	Min. price	Max. price		
6R2	Rodna Zemya Holding AD-Dobrich	41	2,117,600	3,938,736.00	BGN	1.8600	1.8600	1.8600	1.8600	29.01.2019
6S4	Severcoop Gamza Holding AD-Sofia	20	655	2,598.74	BGN	3.9680	3.6200	4.1000	3.7000	30.01.2019
6S5	Sila Holding AD-Stara Zagora	1	150	318.00	BGN	2.1200	2.1200	2.1200	2.1200	21.01.2019
6S7	Synergon Holding AD-Sofia	45	157,704	148,966.80	BGN	0.9450	0.8815	1.0100	0.9450	31.01.2019
6SOA	Sofia Commerce-Pawn Brokerage AD-Sofia	45	32,305	116,683.96	BGN	3.6120	3.5044	3.6827	3.7000	31.01.2019
6SOP	Sofia Commerce-Pawn Brokerage AD-Sofia	1	9,400	43,428.00	BGN	4.6200	4.6200	4.6200	4.6200	11.01.2019
7TH	Tchaikapharma High Quality Medicines AD-Sofia	21	2,988	27,212.30	BGN	9.1070	8.9300	9.2000	9.2000	31.01.2019
94G	235 Holdings AD-Sofia	6	385,510	5,013,725.00	BGN	13.0050	12.5000	14.0000	14.0000	31.01.2019
A4L	Allterco AD-Sofia	77	75,736	167,056.62	BGN	2.2060	2.0600	2.5215	2.4600	30.01.2019
A72	Agria Group Holding AD-Varna	20	8,252	80,044.80	BGN	9.7000	9.5585	10.2981	9.4000	29.01.2019
A00	BG Agro AD-Varna	9	1,280	2,106.50	BGN	1.6460	1.6164	1.7500	1.6700	21.01.2019
BSO	Bulgarian Stock Exchange-Sofia	107	30,374	159,889.30	BGN	5.2640	5.1472	5.5863	5.6500	31.01.2019
EHN	Synthetica AD-Sofia	3	70	2,954.00	BGN	42.2000	42.2000	42.2000	42.2000	31.01.2019
GR6	Gradus AD-Stara Zagora	148	249,566	432,288.75	BGN	1.7320	1.6803	1.7550	1.7800	31.01.2019
GTH	Galata Investment Company AD-Varna	14	172,962	302,683.50	BGN	1.7500	1.7500	1.7500	1.7500	30.01.2019
RGL	Regala Invest AD-Varna	2	450	1,265.00	BGN	2.8110	2.8000	2.8200	2.8200	30.01.2019
S05	Sopharma Trading AD-Sofia	88	80,464	559,892.30	BGN	6.9580	6.9000	7.0500	7.0500	31.01.2019
T43	Zarneni Hrani Bulgaria AD-Sofia	58	119,623	27,809.71	BGN	0.2320	0.2210	0.2580	0.2500	31.01.2019
T57	Trace Group Hold AD-Sofia	69	18,695	49,323.02	BGN	2.6380	2.6000	2.8600	2.7200	31.01.2019

Special Purpose Vehicles Segment

Issue	Issuer	Trades	Volume (lots)	Turnover (BGN)	Trading currency	Weighted & Corrected Values			Closing price	As from
						Average price	Min. price	Max. price		
5AX	Aktiv Properties REIT-Plovdiv	22	13,499	100,092.00	BGN	7.4150	7.1233	7.4774	7.1000	30.01.2019
5BD	Bulland Investments REIT-Sofia	2	507	562.70	BGN	1.1100	1.1000	1.1100	1.1100	31.01.2019
5BU	Bulgarian Real Estate Fund REIT-Sofia	92	186,153	346,797.28	BGN	1.8630	1.8500	1.9000	1.8900	31.01.2019
5EX	Exclusive Property REIT-Sofia	3	2,000	1,975.00	BGN	0.9870	0.9833	1.0000	1.0000	29.01.2019
5H4	Balkan and Sea Properties REIT-Varna	1	30	480.00	BGN	16.0000	16.0000	16.0000	16.0000	21.01.2019
6A6	Advance Terrafund REIT-Sofia	234	810,828	1,587,988.99	BGN	1.9580	1.9431	1.9903	1.9600	31.01.2019
6F3	FairPlay Properties REIT-Sofia	55	96,365	55,511.46	BGN	0.5760	0.5250	0.5970	0.6000	31.01.2019
6S6	Sopharma Properties REIT-Sofia	53	22,737	144,270.60	BGN	6.3450	6.2615	6.4000	6.3500	31.01.2019
6SB	Super Borovetz Property Fund REIT-Varna	4	400	886.00	BGN	2.2150	2.2000	2.2200	2.2200	30.01.2019
E7P	Expat Beta REIT-Sofia	1	10	9.50	BGN	0.9500	0.9500	0.9500	0.9500	24.01.2019
RPR	Roi Property Fund REIT-Sofia	2	150	720.00	BGN	4.8000	4.8000	4.8000	4.8000	29.01.2019

Bonds Segment

Issue	Issuer	Trades	Volume (lots)	Turnover (BGN)	Trading currency	Clean Prices (% of nominal)			Closing price	As from
						Average price	Min. price	Max. price		
ODC1	Delta Credit SPV-Sofia	1	683	683,000.00	BGN	100.0000	100.0000	100.0000	100.0000	10.01.2019
0EA2	Elana Agrocredit AD-Sofia	1	2	3,174.36	EUR	100.5000	100.5010	100.5010	100.5010	28.01.2019
0FDD	Finance Direct AD-Sofia	1	3	5,892.08	EUR	100.0000	100.0000	100.0000	100.0000	16.01.2019
1AZA	Azalia I SLC-Varna	1	15	23,409.37	EUR	100.2000	100.2000	100.2000	100.2000	30.01.2019
4CFB	CB Central Cooperative Bank AD-Sofia	1	5	10,059.31	EUR	102.5000	102.5000	102.5000	102.5000	14.01.2019
5MBA	Monbat AD-Sofia	2	16	31,837.57	EUR	100.3000	100.3010	100.3010	100.3010	09.01.2019
8AVA	Asterion Bulgaria AD-Sofia	1	1	1,243.70	EUR	100.0000	100.0000	100.0000	100.0000	04.01.2019
S28H	Starcom Holding AD-Etropole	1	3	3,032.49	BGN	100.0000	100.0000	100.0000	100.0000	16.01.2019
ZAFA	Zagora Fininvest AD-Stara Zagora	1	15	29,952.89	EUR	100.5000	100.5000	100.5000	100.5000	11.01.2019

Compensatory Instruments Segment

Issue	Issuer	Trades	Volume (lots)	Turnover (BGN)	Trading currency	Weighted Values			Closing price	As from
						Average price	Min. price	Max. price		
BLKB	Housing compensation notes under the CONP Act	6	52,760	17,385.40	BGN	0.3300	0.3100	0.3400	0.3400	30.01.2019
BLKC	Registered compensation vouchers under the OUFL Act and RLFLFF Act	57	225,285	213,400.46	BGN	0.9470	0.9000	0.9816	0.9440	30.01.2019
BLKD	Compensation notes under the CONP Act	28	347,403	113,804.91	BGN	0.3280	0.3190	0.3317	0.3310	30.01.2019

Exchange Traded Products Segment

Issue	Issuer	Trades	Volume (lots)	Turnover (BGN)	Trading currency	Weighted Values			Closing price	As from
						Average price	Min. price	Max. price		
6F3N	FairPlay Properties REIT-Sofia	2	6,474,587	6,474.59	BGN	0.0010	0.0010	0.0010	0.0010	30.01.2019
BGX	Expat Bulgaria SOFIX UCITS ETF	43	54,486	55,335.70	BGN	1.0160	0.9910	1.0305	1.0310	31.01.2019
CZX	Expat Czech PX UCITS ETF	2	45	81.81	EUR	0.9300	0.9140	0.9420	0.9420	31.01.2019
GRX	Expat Greece ASE UCITS ETF	2	45	65.57	EUR	0.7450	0.7330	0.7510	0.7510	31.01.2019
HUBE	Expat Hungary BUX UCITS ETF	1	20	36.38	EUR	0.9300	0.9300	0.9300	0.9300	31.01.2019
MKK1	Expat Macedonia MBI10 UCITS ETF	1	20	45.81	EUR	1.1710	1.1710	1.1710	1.1710	31.01.2019
PLX	Expat Poland WIG20 UCITS ETF	1	30	53.63	EUR	0.9140	0.9140	0.9140	0.9140	31.01.2019
ROX	Expat Romania BET UCITS ETF	4	5,179	8,782.61	EUR	0.8670	0.8640	0.9690	0.8640	31.01.2019
SK9A	Expat Slovakia SAX UCITS ETF	1	10	17.80	EUR	0.9100	0.9100	0.9100	0.9100	04.01.2019
SLQX	Expat Slovenia SBI TOP UCITS ETF	6	17,340	28,785.12	EUR	0.8490	0.8480	0.8910	0.8910	31.01.2019

Subscription Rights Segment

Issue	Issuer	Trades	Volume (lots)	Turnover (BGN)	Trading currency	Weighted Values			Closing price	As from
						Average price	Min. price	Max. price		
4L41	Lavena AD-Shumen	5	1,259,988	57,959.45	BGN	0.0460	0.0460	0.0460	0.0460	09.01.2019
SKKW	Sirma Group Holding JSC-Sofia	8	14,700,000	14,700.00	BGN	0.0010	0.0010	0.0010	0.0010	04.01.2019

Government Securities Segment

Issue	Issuer	Trades	Volume (lots)	Turnover (BGN)	Trading currency	Clean Prices (% of nominal)			Closing price	As from
						Average price	Min. price	Max. price		
BLKM	Ministry of Finance	1	925	1,000,492.67	BGN	107.8600	107.8600	107.8600	107.8600	31.01.2019

IPO Segment (No trades in the reported period)

Privatisation Segment (No trades in the reported period)

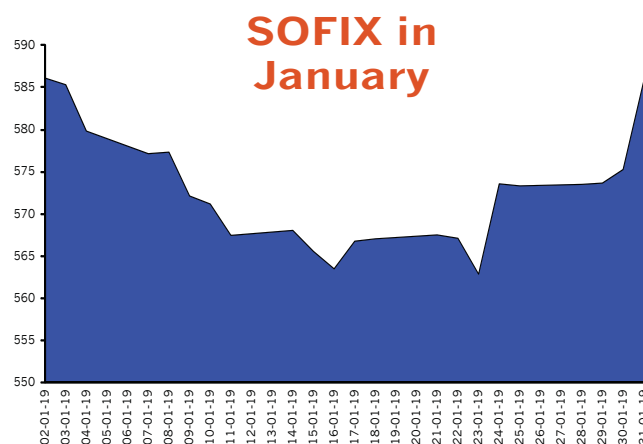
Total trading statistics on a regulated market with indices components

Index	Volume Traded		Value Traded		Trades	
	Total volume (lots)	% of total volume	Total turnover (BGN)	% of total turnover	All trades #	% of all trades
SOFIX	3,848,489	37.35%	7,994,068.62	26.46%	2,384	57.09%
BGBX 40	5,362,865	52.05%	12,056,769.82	39.91%	3,645	87.28%
BG REIT	998,107	9.69%	1,939,306.97	6.42%	339	8.12%
BG TR30	4,835,105	46.93%	10,666,060.40	35.31%	3,256	77.97%
CGIX *	1,599,292	15.52%	3,003,686.72	9.94%	1,234	29.55%

Market capitalisation of indices components

Index	Total (BGN)	% of total capitalization
SOFIX	3,342,440,033.21	39.14%
BGBX 40	6,066,486,091.76	71.04%
BG REIT	476,955,393.14	5.59%
BG TR30	4,909,827,718.55	57.49%
CGIX *	1,279,772,304.86	14.99%

* CGIX is an index of the National Corporate Governance Commission, which is just computed and promoted by BSE as from September 19, 2011.

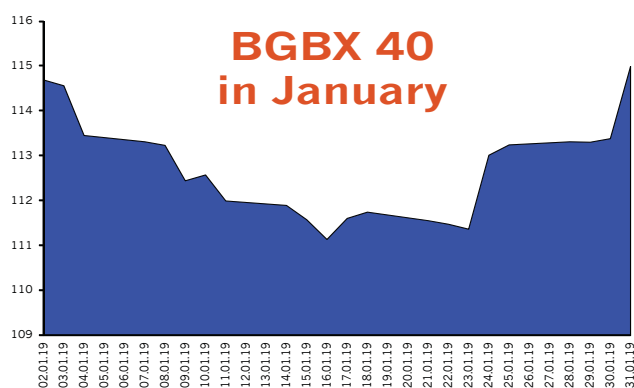


SOFIX Components

Issuer	Min. price	Max. price	Volume (lots)	Trades	Turnover (BGN)
Advance Terrafund REIT-Sofia	1.9400	2.0000	810,828	234	1,587,988.99
Albena AD-Albena	41.8000	46.0000	6,689	63	298,445.80
Eurohold Bulgaria AD-Sofia	1.4000	1.6000	508,580	130	805,344.04
Elana Agrocredit AD-Sofia	1.1200	1.1500	727,591	111	819,560.63
Monbat AD-Sofia	7.5500	7.9000	50,136	52	383,576.55
M+S Hydraulic AD-Kazanlak	7.5500	7.7000	91,798	86	701,915.05
Sirma Group Holding JSC-Sofia	0.8760	0.9380	270,085	237	243,817.24
Sopharma AD-Sofia	3.2700	3.5400	285,558	275	966,409.50
Stara Planina Hold AD-Sofia	6.0500	6.5500	18,787	88	118,950.55
CB First Investment Bank AD-Sofia	3.1000	3.8500	100,702	149	333,574.01
CB Central Cooperative Bank AD-Sofia	1.2350	1.5200	463,509	395	635,350.36
Trace Group Hold AD-Sofia	2.5200	2.8600	18,695	69	49,323.02
Bulgarian Real Estate Fund REIT-Sofia	1.8400	1.9000	186,153	92	346,797.28
Chimimport AD-Sofia	1.7300	1.9400	305,598	294	552,642.61
Holding Varna AD-Varna	38.4000	42.4000	3,780	109	150,373.00

BGBX 40 Components

Issuer	Min. price	Max. price	Volume (lots)	Trades	Turnover (BGN)
Agria Group Holding AD-Varna	9.4000	10.4000	8,252	20	80,044.80
Advance Terrafund REIT-Sofia	1.9400	2.0000	810,828	234	1,587,988.99
Albena AD-Albena	41.8000	46.0000	6,689	63	298,445.80
Alcomet AD-Shumen	11.0000	11.7000	39,491	30	450,195.10
Allterco AD-Sofia	2.0600	2.5400	75,736	77	167,056.62
Billboard AD-Sofia	0.2900	0.3200	13,096	10	4,026.68
Bulgarian Stock Exchange-Sofia	5.1000	5.6500	30,374	107	159,889.30
Doverie United Holding PLC-Sofia	1.4450	1.9700	128,014	203	213,987.95
Eurohold Bulgaria AD-Sofia	1.4000	1.6000	508,580	130	805,344.04
Elana Agrocredit AD-Sofia	1.1200	1.1500	727,591	111	819,560.63
Elhim Iskra AD-Pazardzhik	0.8600	0.9400	21,129	28	19,240.08
EMKA AD-Sevlievo	2.4200	2.5800	1,812	7	4,570.44
Zarneni Hrani Bulgaria AD-Sofia	0.2200	0.2580	119,623	58	27,809.71
Industrial Capital Holding AD-Sofia	2.2000	2.4400	45,543	78	103,943.24
Industrial Holding Bulgaria PLC-Sofia	1.0000	1.0600	480,843	80	495,693.23
Korado Bulgaria AD-Strazhitsa	6.9000	7.2000	11,073	44	78,121.40
Lavena AD-Shumen	3.7400	3.8400	120,915	7	454,679.80
Monbat AD-Sofia	7.5500	7.9000	50,136	52	383,576.55
M+S Hydraulic AD-Kazanlak	7.5500	7.7000	91,798	86	701,915.05
Neochim AD-Dimitrovgrad	29.2000	32.2000	6,487	35	196,588.80
Bulgarian River Shipping AD-Ruse	0.7700	0.7850	2,526	7	1,955.73
Severcoop Gamza Holding AD-Sofia	3.6200	4.2400	655	20	2,598.74
Synergon Holding AD-Sofia	0.8600	1.0100	157,704	45	148,966.80
Sirma Group Holding JSC-Sofia	0.8760	0.9380	270,085	237	243,817.24
Sopharma AD-Sofia	3.2700	3.5400	285,558	275	966,409.50
Sopharma Properties REIT-Sofia	6.2500	6.4000	22,737	53	144,270.60
Sopharma Trading AD-Sofia	6.9000	7.0500	80,464	88	559,892.30
Sofia Commerce-Pawn Brokerage AD-Sofia	3.5000	3.7000	32,305	45	116,683.96
Speedy AD-Sofia	45.4000	48.6000	1,377	32	64,300.80
Stara Planina Hold AD-Sofia	6.0500	6.5500	18,787	88	118,950.55
CB First Investment Bank AD-Sofia	3.1000	3.8500	100,702	149	333,574.01
CB Central Cooperative Bank AD-Sofia	1.2350	1.5200	463,509	395	635,350.36
Trace Group Hold AD-Sofia	2.5200	2.8600	18,695	69	49,323.02
FairPlay Properties REIT-Sofia	0.5250	0.6300	96,365	55	55,511.46
Bulgarian Real Estate Fund REIT-Sofia	1.8400	1.9000	186,153	92	346,797.28
Hydraulic Elements and Systems AD-Yambol	4.6000	4.8000	12,706	62	59,771.36
Chimimport AD-Sofia	1.7300	1.9400	305,598	294	552,642.61
Holding Varna AD-Varna	38.4000	42.4000	3,780	109	150,373.00
Tchaikapharma High Quality Medicines AD-Sofia	8.9000	9.2000	2,988	21	27,212.30
CEZ Distribution Bulgaria AD-Sofia	190.0000	204.0000	2,161	49	425,690.00

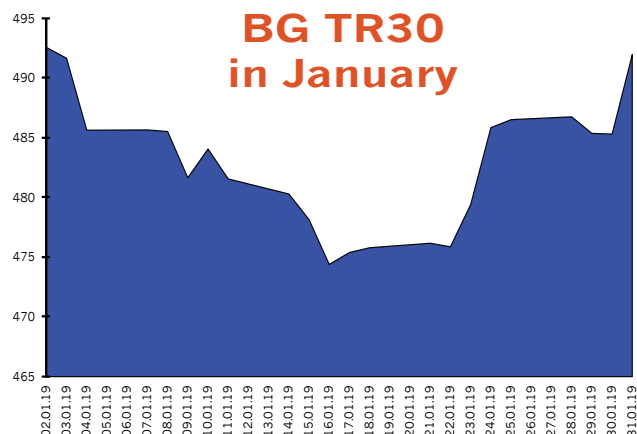
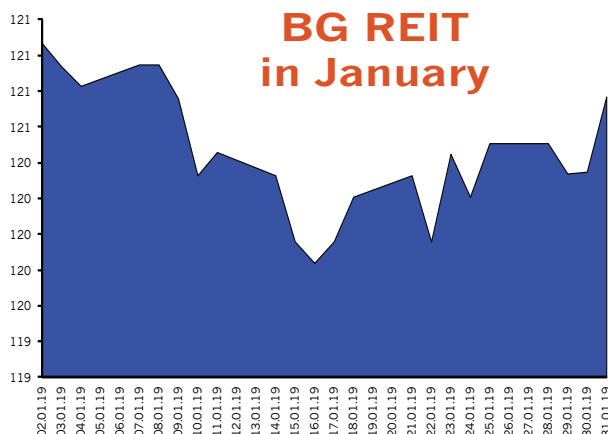


BG REIT Components

Issuer	Min. price	Max. price	Volume (lots)	Trades	Turnover (BGN)
Advance Terrafund REIT-Sofia	1.9400	2.0000	810,828	234	1,587,988.99
Balkan and Sea Properties REIT-Varna	16.0000	16.0000	30	1	480.00
Bulland Investments REIT-Sofia	1.1000	1.1100	507	2	562.70
Roi Property Fund REIT-Sofia	4.8000	4.8000	150	2	720.00
Super Borovetz Property Fund REIT-Varna	2.2000	2.2200	400	4	886.00
Bulgarian Real Estate Fund REIT-Sofia	1.8400	1.9000	186,153	92	346,797.28
CCB Real Estate Fund REIT-Sofia	48.0000	48.0000	39	4	1,872.00

BG TR30 Components

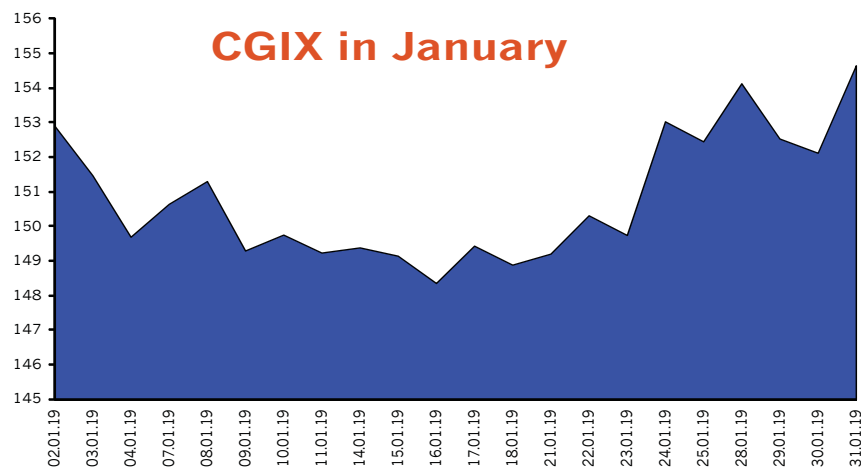
Issuer	Min. price	Max. price	Volume (lots)	Trades	Turnover (BGN)
Agria Group Holding AD-Varna	9.4000	10.4000	8,252	20	80,044.80
Advance Terrafund REIT-Sofia	1.9400	2.0000	810,828	234	1,587,988.99
Albena AD-Albena	41.8000	46.0000	6,689	63	298,445.80
Bulgarian Stock Exchange-Sofia	5.1000	5.6500	30,374	107	159,889.30
Doverie United Holding PLC-Sofia	1.4450	1.9700	128,014	203	213,987.95
Eurohold Bulgaria AD-Sofia	1.4000	1.6000	508,580	130	805,344.04
Elana Agrocredit AD-Sofia	1.1200	1.1500	727,591	111	819,560.63
Industrial Capital Holding AD-Sofia	2.2000	2.4400	45,543	78	103,943.24
Industrial Holding Bulgaria PLC-Sofia	1.0000	1.0600	480,843	80	495,693.23
Korado Bulgaria AD-Strazhitsa	6.9000	7.2000	11,073	44	78,121.40
M+S Hydraulic AD-Kazanlak	7.5500	7.7000	91,798	86	701,915.05
Monbat AD-Sofia	7.5500	7.9000	50,136	52	383,576.55
Neochim AD-Dimitrovgrad	29.2000	32.2000	6,487	35	196,588.80
SS Konstantine And Elena Holding AD-Varna	21.0000	22.0000	88	4	1,898.00
Synergon Holding AD-Sofia	0.8600	1.0100	157,704	45	148,966.80
Synthetica AD-Sofia	42.2000	42.2000	70	3	2,954.00
Sirma Group Holding JSC-Sofia	0.8760	0.9380	270,085	237	243,817.24
Sopharma AD-Sofia	3.2700	3.5400	285,558	275	966,409.50
Sopharma Properties REIT-Sofia	6.2500	6.4000	22,737	53	144,270.60
Sopharma Trading AD-Sofia	6.9000	7.0500	80,464	88	559,892.30
Stara Planina Hold AD-Sofia	6.0500	6.5500	18,787	88	118,950.55
CB First Investment Bank AD-Sofia	3.1000	3.8500	100,702	149	333,574.01
CB Texim Bank AD-Sofia	2.8000	2.8000	100	1	280.00
CB Central Cooperative Bank AD-Sofia	1.2350	1.5200	463,509	395	635,350.36
Trace Group Hold AD-Sofia	2.5200	2.8600	18,695	69	49,323.02
Bulgarian Real Estate Fund REIT-Sofia	1.8400	1.9000	186,153	92	346,797.28
Hydraulic Elements and Systems AD-Yambol	4.6000	4.8000	12,706	62	59,771.36
Chimimport AD-Sofia	1.7300	1.9400	305,598	294	552,642.61
Holding Varna AD-Varna	38.4000	42.4000	3,780	109	150,373.00
CEZ Distribution Bulgaria AD-Sofia	190.0000	204.0000	2,161	49	425,690.00



Corporate Governance Index CGIX

CGIX Components

Issuer	Min. price	Max. price	Volume (lots)	Trades	Turnover (BGN)
Bulgarian Stock Exchange-Sofia	5.1000	5.6500	30,374	107	159,889.30
Industrial Holding Bulgaria PLC-Sofia	1.0000	1.0600	480,843	80	495,693.23
Monbat AD-Sofia	7.5500	7.9000	50,136	52	383,576.55
Sirma Group Holding JSC-Sofia	0.8760	0.9380	270,085	237	243,817.24
Sopharma AD-Sofia	3.2700	3.5400	285,558	275	966,409.50
Stara Planina Hold AD-Sofia	6.0500	6.5500	18,787	88	118,950.55
CB Central Cooperative Bank AD-Sofia	1.2350	1.5200	463,509	395	635,350.36



CGIX is the index of the companies enjoying good corporate governance as selected by the National Corporate Governance Commission.

The starting date of calculation of the CGIX is September 19, 2011.

CGIX is an index of the National Corporate Governance Commission but is currently computed and promoted by BSE.

The Rules on calculating the Corporate Governance Index (CGIX) are available in Bulgarian at http://download.bse-sofia.bg/others/CGIX_Index_Rules_BG.pdf

Premium Equities Segment* (based on non-consolidated reports**)

Issue	Issuer	P / E	P / S	P / B	P / EBIT	ROA	EBIT / Total Asts.	ROE	EBIT / Equity	Current Ratio	Debt / Equity	Assets Turnover
4CF	CB Central Cooperative Bank AD-Sofia	6.47	0.94	0.36				0.06				0.03
5F4	CB First Investment Bank AD-Sofia	4.73	1.08	0.46		0.01		0.10				0.04
6C4	Chimimport AD-Sofia	10.82	192.56	0.37		0.03				2.92	0.09	0.04
4KX	Korado Bulgaria AD-Strazhitsa	17.53	2.09	4.52		0.18	0.24	0.25	0.34	2.68	0.22	1.50
5MB	Monbat AD-Sofia	23.83	0.83	1.82	21.93	0.04	0.04	0.08	0.08	2.20	0.82	1.13
SKK	Sirma Group Holding JSC-Sofia	32.96	8.34	0.77	22.66	0.02	0.03	0.02	0.03	3.19	0.16	0.08
3JR	Sopharma AD-Sofia	14.37	2.03	0.92	10.49	0.05	0.07	0.06	0.09	1.99	0.19	0.36

Premium Equities Segment* (based on consolidated reports**)

Issue	Issuer	P / E	P / S	P / B	P / EBIT	ROA	EBIT / Total Asts.	ROE	EBIT / Equity	Current Ratio	Debt / Equity	Assets Turnover
4CF	CB Central Cooperative Bank AD-Sofia	4.50	0.81	0.38		0.01		0.09				0.04
5F4	CB First Investment Bank AD-Sofia	4.20	1.01	0.44		0.01		0.11				0.04
6C4	Chimimport AD-Sofia	7.22	1.05	0.33		0.01				1.15	2.13	1.27
4KX	Korado Bulgaria AD-Strazhitsa											
5MB	Monbat AD-Sofia	23.91	1.00	1.24	9.23	0.03	0.07	0.06	0.14	2.18	0.73	0.69
SKK	Sirma Group Holding JSC-Sofia	9.16	0.91	0.61	4.02	0.04	0.10	0.07	0.16	1.52	0.16	0.44
3JR	Sopharma AD-Sofia	12.92	0.38	0.93	5.92	0.03	0.08	0.07	0.16	1.25	0.62	1.19

Standard Equities Segment* (based on non-consolidated reports**)

Issue	Issuer	P / E	P / S	P / B	P / EBIT	ROA	EBIT / Total Asts.	ROE	EBIT / Equity	Current Ratio	Debt / Equity	Assets Turnover
94G	235 Holdings AD-Sofia			14.12						845.00		
A72	Agria Group Holding AD-Varna	13.22	87.25	1.34		0.04		0.10		0.74	1.16	0.07
6AB	Albena AD-Albena	21.23	1.88	0.39	7.14	0.02	0.05	0.02	0.06	0.57	0.13	0.17
6AM	Alcomet AD-Shumen	15.09	0.55	1.17	7.08	0.05	0.10	0.08	0.17	1.33	0.77	1.26
A4L	Allterco AD-Sofia	76.38	81.42	2.17		0.02		0.03		0.45	0.22	0.02
A00	BG Agro AD-Varna		165.15	1.24						8.05		0.01
5BP	Billboard AD-Sofia	9.84	0.53	0.21	2.61	0.02	0.06	0.02	0.08	2.81	0.28	0.28
5BR	Bulgarian River Shipping AD-Ruse	69.96	3.16	0.37				0.01		0.91	0.04	0.10
BSO	Bulgarian Stock Exchange-Sofia	34.89	18.99	3.31		0.09		0.10		4.57	0.01	0.16
5BN	CB Bulgarian American Credit Bank AD-Sofia	12.82	3.52	0.83		0.01		0.07				0.03
5CP	CB Texim Bank AD-Sofia		5.96	2.17								0.05
3CZ	CEZ Distribution Bulgaria AD-Sofia	45.02	1.03	0.64	4.78	0.01	0.09			0.90	0.20	0.43
1CZ	CEZ Electro Bulgaria AD-Sofia	15.86	0.15	0.78		0.02	0.03	0.05	0.06	2.31	0.06	2.43
5DOV	Doverie United Holding PLC-Sofia		183.15	0.97						28.62	0.81	0.02
0EA	Elana Agrocredit AD-Sofia	17.85	50.18	1.03		0.03		0.07		8.64	0.67	0.01
52E	Elhim Iskra AD-Pazardzhik	57.32	0.59	0.72		0.01	0.06	0.01	0.07	8.43	0.02	1.11
57E	EMKA AD-Sevlievo	16.00	0.53	1.43	8.12	0.08	0.15	0.09	0.18	6.11	0.02	2.38
5EO	Etropal AD-Etropole	814.29	3.22	5.31	34.97		0.07	0.01	0.15	1.11	0.64	0.72
4EH	Eurohold Bulgaria AD-Sofia		813.83	0.89						0.18	0.78	0.01
4F6	Fazerles AD-Silistra		0.91	0.50			0.04		0.04	24.42	0.02	0.52
4F8	Formoplast AD-Kardzhali		13.72	8.39			0.01		0.01	2.02		0.35
GTH	Galata Investment Company AD-Varna		991.73	1.58						2.15		
GR6	Gradus AD-Stara Zagora			1.29						1,384.30		
58E	Himsnab Bulgaria AD-Sofia	40.94	28.97	1.33	93.01	0.03	0.01	0.03	0.01	2.65		0.04
6N3	Holding Nov Vek AD-Sofia	76.40	2,016.40	2.07		0.01		0.03		0.79	2.43	0.06
4HS	Holding Sveta Sofia AD-Sofia	16.17	2,782.43	2.60		0.03		0.11		0.97	2.28	0.07
5V2	Holding Varna AD-Varna			1.37						2.76	0.38	
4HE	Hydraulic Elements and Systems AD-Yambol	21.07	1.49	2.71		0.10	0.18	0.12	0.23	1.78		1.36

* Ratios are calculated on the base of the last weighted-average price as of the end of the month

** Financial reports data (ttm)

Methodology for Calculation of Financial Ratios is available at http://download.bse-sofia.bg/pdf/methodology_en.pdf

Financial Ratios

January
2019

Issue	Issuer	P / E	P / S	P / B	P / EBIT	ROA	EBIT / Total Asts.	ROE	EBIT / Equity	Current Ratio	Debt / Equity	Assets Turnover
4I8	Industrial Capital Holding AD-Sofia	16.63	7,589.36	1.49		0.09		0.09		6.58		0.13
4ID	Industrial Holding Bulgaria PLC-Sofia	7.46	48,219.30	0.48		0.05		0.06		0.42	0.08	0.06
6R1	Industry Development Holding JSC-Sofia	152.92	51.83	1.33	50.56		0.01	0.01	0.02	2.77	2.05	0.06
IGA	Intercapital group AD-Sofia											
4IN	Investor.BG AD-Sofia		7.35	1.86						4.11		0.23
4L4	Lavena AD-Shumen	11.90	0.54	2.08	4.11	0.03	0.08	0.05	0.16	5.09	0.46	0.63
5MH	M+S Hydraulic AD-Kazanlak	17.90	2.42	4.00	11.36	0.19	0.30	0.23	0.36	3.53		1.40
178B	Neo London Capital PLC-Sofia	7.15	167.92	1.07		0.08		0.14		19.67	1.79	
3NB	Neochim AD-Dimitrograd		0.38	0.90						1.39	0.12	1.45
5ODE	Odessos Shiprepair Yard AD-Varna	23.46	1.22	0.65	10.30	0.03	0.06	0.03	0.06	2.26		0.49
401	Oil and Gas Exploration and Production AD-Sofia	26.75	3.74	0.89	11.13	0.03	0.06	0.03	0.08	2.59	0.04	0.18
5PET	Petrol AD-Sofia	3.12	0.05	0.98	3.21	0.07	0.07	0.35	0.34	1.61	1.62	4.64
RGL	Regala Invest AD-Varna	1,401.39	133.64	2.22			0.01		0.01	0.05	0.13	0.01
6R2	Rodna Zemya Holding AD-Dobrich	36.80	13.79	1.78	22.77	0.02	0.03	0.05	0.08	1.20	1.86	0.06
6S4	Severcoop Gamza Holding AD-Sofia	13.35	384.70	0.48		0.04		0.06		4.24	0.93	0.08
6S5	Sila Holding AD-Stara Zagora	148.53		1.64		0.01		0.01		5.31	0.42	0.04
6SOA	Sofia Commerce-Pawn Brokerage AD-Sofia	9.26	1.47	0.80	8.01	0.08	0.09	0.08	0.10	7.75	0.02	0.51
SO5	Sopharma Trading AD-Sofia	14.92	0.32	3.02	10.72	0.04	0.06	0.21	0.29	1.11	2.09	2.07
OSP	Speedy AD-Sofia	19.80	2.15	4.86	11.60	0.15	0.26	0.26	0.45	1.13	0.32	1.40
3NJ	SS Konstantine And Elena Holding AD-Varna	6.66	3.90	1.09	5.96	0.12	0.13	0.18	0.20	0.83	0.04	0.20
5SR	Stara Planina Hold AD-Sofia	22.48	1,550.00	3.33		0.13		0.15		3.04		0.16
6S7	Synergon Holding AD-Sofia		37.88	0.13						34.26	0.16	0.01
EHN	Synthetica AD-Sofia			7.77						2.24	0.70	
7TH	Tchaikapharma High Quality Medicines AD-Sofia	60.04	18.11	7.42		0.10	0.15	0.12	0.18	4.89	0.12	0.35
3TV	Toplivo AD-Sofia		0.10	0.15						1.86	0.45	0.95
T57	Trace Group Hold AD-Sofia	5.95	0.33	0.59	8.18	0.06	0.04	0.10	0.08	1.53	0.25	1.08
1VX	Velgraf Asset Management AD-Sofia	139.80	32.24	2.27	47.08	0.01	0.03	0.02	0.05	1.34	0.32	0.05
4PX	Yuri Gagarin PLC-Plovdiv	4.37	0.13	0.18	1.37	0.03	0.09	0.04	0.13	2.00	0.15	0.98
T43	Zarneni Hrani Bulgaria AD-Sofia	12.98	38.95	0.18		0.01		0.01		1.92	0.02	
3ZL	Zlatni Pyasatsi AD-Varna		1.01	0.11						4.60	0.03	0.11

Standard Equities Segment* (based on consolidated reports**)

Issue	Issuer	P / E	P / S	P / B	P / EBIT	ROA	EBIT / Total Asts.	ROE	EBIT / Equity	Current Ratio	Debt / Equity	Assets Turnover
A72	Agria Group Holding AD-Varna	5.06	0.28	0.58	2.60	0.04	0.09	0.12	0.24	1.17	1.59	0.81
6AB	Albena AD-Albena	22.93	1.45	0.38	5.68	0.01	0.05	0.02	0.07	0.85	0.19	0.20
6AM	Alcomet AD-Shumen	15.68	0.56	1.18	7.21	0.04	0.10	0.08	0.17	1.33	0.77	1.26
A4L	Allterco AD-Sofia	17.50	0.93	1.39	10.18	0.05	0.09	0.08	0.14	1.48	0.23	1.00
A00	BG Agro AD-Varna	19.61	0.73	0.96	9.84	0.03	0.06	0.05	0.10	1.03	0.48	0.84
5BP	Billboard AD-Sofia	7.57	0.12	0.21	1.01	0.01	0.08	0.03	0.21	0.91	0.80	0.70
5BR	Bulgarian River Shipping AD-Ruse		1.84	0.34						1.39	0.02	0.15
BSO	Bulgarian Stock Exchange-Sofia	11.05	5.50	2.75	11.74	0.05	0.05	0.29	0.27	1.12	0.01	0.11
5BN	CB Bulgarian American Credit Bank AD-Sofia	12.52	3.49	1.02		0.01		0.07				0.03
5CP	CB Texim Bank AD-Sofia		7.03	2.14								0.05
3CZ	CEZ Distribution Bulgaria AD-Sofia	35.79	1.01	0.63	4.45	0.01	0.10	0.02	0.14	0.92	0.20	0.43
5DOV	Doverie United Holding PLC-Sofia		0.24	0.49	5.53		0.03	0.09		1.29	1.00	0.72
57E	EMKA AD-Sevlievo	3.79	0.18	0.78	2.92					4.34	0.53	
5EO	Etropal AD-Etropole	395.83	3.18	5.18	32.35	0.01	0.07	0.01	0.16	1.14	0.62	0.71
4EH	Eurohold Bulgaria AD-Sofia	36.81	0.23	1.86	10.66	0.01	0.02	0.05	0.16	1.14	2.38	0.93

* Ratios are calculated on the base of the last weighted-average price as of the end of the month

** Financial reports data (ttm)

Methodology for Calculation of Financial Ratios is available at http://download.bse-sofia.bg/pdf/methodology_en.pdf

Financial Ratios

January
2019

Issue	Issuer	P / E	P / S	P / B	P / EBIT	ROA	EBIT / Total Asts.	ROE	EBIT / Equity	Current Ratio	Debt / Equity	Assets Turnover
GR6	Gradus AD-Stara Zagora			1.31						3.81	0.06	
58E	Himsnab Bulgaria AD-Sofia		5.32	1.05	19.98				0.05	2.07	0.39	
6N3	Holding Nov Vek AD-Sofia	68.25	2.13	5.94	34.09	0.01	0.02	0.07	0.14	1.24	9.69	0.31
4HS	Holding Sveta Sofia AD-Sofia	49.98	2.47	2.95		0.01		0.04		0.89	5.03	0.17
5V2	Holding Varna AD-Varna	130.27	2.78	1.30	13.75		0.03	0.01	0.10	1.51	1.18	0.17
4I8	Industrial Capital Holding AD-Sofia	9.70	0.16	0.79	1.11	0.02	0.21	0.08	0.73	4.21	0.04	1.50
4ID	Industrial Holding Bulgaria PLC-Sofia	8.76	0.91	0.36	3.14	0.03	0.07	0.04	0.11	1.18	0.20	0.26
6R1	Industry Development Holding JSC-Sofia	2.15	3.55	0.89	5.10	0.08	0.03	0.35	0.15	3.39	2.20	0.15
4IN	Investor.BG AD-Sofia		4.34	2.58						1.91	0.34	0.31
4L4	Lavena AD-Shumen	11.23	0.55	2.04	3.77	0.03	0.09	0.06	0.17	4.85	0.46	0.61
5MH	M+S Hydraulic AD-Kazanlak	17.63	2.41	4.47	11.02	0.20	0.32	0.25	0.40	2.92		1.45
3NB	Neochim AD-Dimitrograd		0.38	0.90						1.41	0.25	1.46
5ODE	Odessos Shiprepair Yard AD-Varna	14.17	1.43	0.66	10.88	0.04	0.05	0.05	0.06	3.53	0.14	0.38
4O1	Oil and Gas Exploration and Production AD-Sofia	22.26	2.70	0.85	10.92	0.03	0.06	0.04	0.08	3.48	0.03	0.24
5PET	Petrol AD-Sofia	0.37	0.05	0.96	5.37	0.57	0.04			1.35	1.60	4.33
6R2	Rodna Zemya Holding AD-Dobrich	25.55	0.67	2.32	5.86	0.01	0.06	0.09	0.41	0.82	4.29	0.50
6S4	Severcoop Gamza Holding AD-Sofia		25.58	0.52						4.69	1.43	0.12
6S5	Sila Holding AD-Stara Zagora	70.77	8.11	1.69		0.01		0.03		1.90	1.09	0.13
6SOA	Sofia Commerce-Pawn Brokerage AD-Sofia			0.84						17.20	0.02	
SO5	Sopharma Trading AD-Sofia	26.95	0.26	3.73	12.05	0.02	0.05	0.14	0.30	1.08	3.01	2.22
OSP	Speedy AD-Sofia	22.91	1.52	5.34	10.69	0.12	0.27	0.25	0.53	1.23	0.38	1.87
3NJ	SS Konstantine And Elena Holding AD-Varna	6.20	1.56	1.14	3.77	0.07	0.11	0.21	0.35	0.42	1.35	0.27
5SR	Stara Planina Hold AD-Sofia	17.16	0.54	1.37	3.41	0.04	0.18	0.08	0.41	3.50	0.02	1.15
6S7	Synergon Holding AD-Sofia		0.05	0.08	3.17		0.01		0.02	1.17	0.26	0.87
EHN	Synthetica AD-Sofia	62.46	2.30	5.74	11.47	0.03	0.14	0.10	0.55	1.26	1.73	0.70
3TV	Toplivo AD-Sofia		0.07	0.16						1.37	0.56	1.60
T57	Trace Group Hold AD-Sofia	7.59	0.17	0.65	4.05	0.04	0.08	0.11	0.21	1.12	0.31	1.90
1VX	Velgraf Asset Management AD-Sofia			2.28						1.31	0.34	
4PX	Yuri Gagarin PLC-Plovdiv	2.85	0.11	0.18	1.10	0.04	0.11	0.06	0.17	1.71	0.15	1.12
T43	Zarneni Hrani Bulgaria AD-Sofia	53.05	0.52	0.19	3.79		0.03		0.05	1.84	0.22	0.20
3ZL	Zlatni Pyasatsi AD-Varna		0.49	0.12	8.50		0.01		0.01	4.93	0.03	0.23

SPVs Segment* (based on non-consolidated reports**)

Issue	Issuer	P / E	P / S	P / B	P / EBIT	ROA	EBIT / Total Asts.	ROE	EBIT / Equity	Current Ratio	Debt / Equity	Assets Turnover
6A6	Advance Terrafund REIT-Sofia	6.32	4.29	0.69		0.11	0.10	0.11	0.11	9.34		0.16
5AX	Aktiv Properties REIT-Plovdiv		40.35	0.72						0.08	0.23	0.01
5H4	Balkan and Sea Properties REIT-Varna	82.41	57.35	2.07		0.01		0.03		52.42	0.96	0.02
5BU	Bulgarian Real Estate Fund REIT-Sofia	6.64	2.46	0.36		0.06	0.06	0.07	0.07	14.55	0.09	0.17
9BH	Bulgarian Receivables Fund SPE-Sofia			3.53						1.43		
5BD	Bulland Investments REIT-Sofia	20.93		0.94		0.04		0.05		0.12	0.13	
5EX	Exclusive Property REIT-Sofia	8.95		1.08		0.07		0.12		1.32	1.33	
E7P	Expat Beta REIT-Sofia	30.35		0.89	30.16	0.02	0.02	0.03	0.03	0.18	0.14	
6F3	FairPlay Properties REIT-Sofia	44.46	1.26	0.38		0.01	0.04	0.01	0.05	2.43	0.11	0.20
RPR	Roi Property Fund REIT-Sofia		15.51	1.34						0.02	1.78	0.03
6S6	Sopharma Properties REIT-Sofia	194.90	11.99	2.16		0.01	0.08	0.01	0.12	0.09	0.29	0.13
6SB	Super Borovetz Property Fund REIT-Varna	24.96	40.91	1.33	100.90	0.02		0.05	0.01	1.55	1.71	0.01

* Ratios are calculated on the base of the last weighted-average price as of the end of the month

** Financial reports data (ttm)

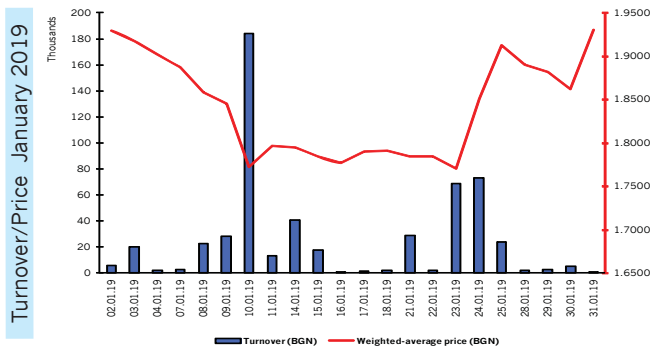
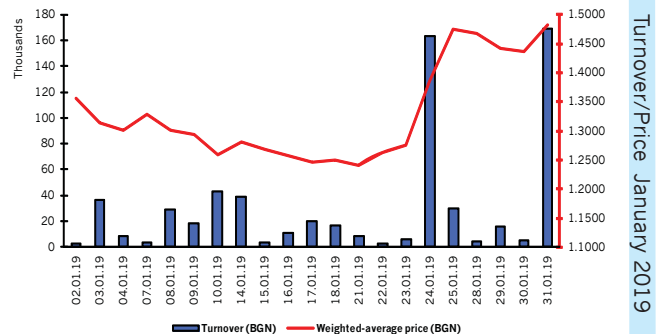
Methodology for Calculation of Financial Ratios is available at http://download.bse-sofia.bg/pdf/methodology_en.pdf

Top 5 Stocks by Trades

January 2019

Central Cooperative Bank

BSE code of the issue	4CF
Volume of the issue (common shares)	113,154,291
Nominal value (BGN per share)	1.00
Gross dividend 2017 (BGN per share)	0.00
Trading on regulated market as from the beginning of the year	
Volume in lots	463,509
Value in BGN	635,350.36
Trades	395

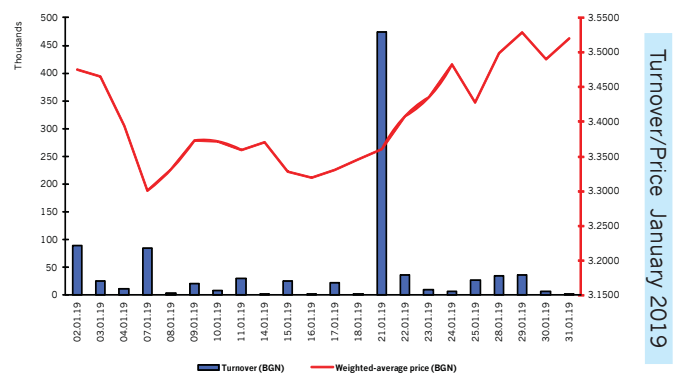


Chimimport

BSE code of the issue	6C4
Volume of the issue (common shares)	239,646,267
Nominal value (BGN per share)	1.00
Gross dividend 2017 (BGN per share)	0.0630
Trading on regulated market as from the beginning of the year	
Volume in lots	305,598
Value in BGN	552,642.61
Trades	294

Sopharma

BSE code of the issue	3JR
Volume of the issue (common shares)	134,797,899
Nominal value (BGN per share)	1.00
Gross semi-annual dividend 2018 (BGN per share)	0.0500
Trading on regulated market as from the beginning of the year	
Volume in lots	285,558
Value in BGN	966,409.50
Trades	275

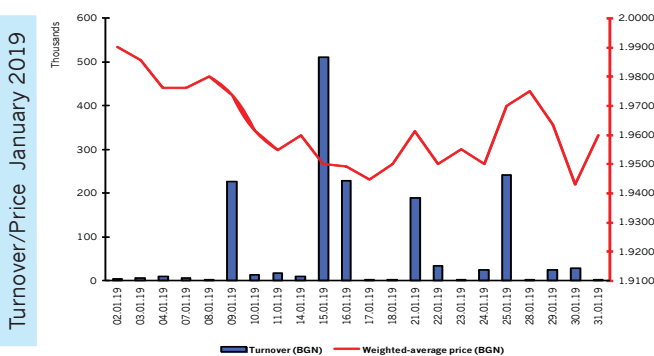
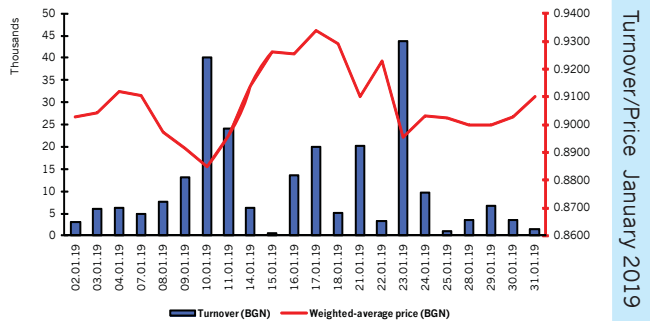


Top 5 Stocks by Trades

January 2019

Sirma Group Holding

BSE code of the issue	SKK
Volume of the issue (common shares)	59,360,518
Nominal value (BGN per share)	1.00
Gross dividend 2017 (BGN per share)	0.00
Trading on regulated market as from the beginning of the year	
Volume in lots	270,085
Value in BGN	243,817.24
Trades	237



Advance Terrafund REIT

BSE code of the issue	6A6
Volume of the issue (common shares)	85,110,091
Nominal value (BGN per share)	1.00
Gross dividend 2017 (BGN per share)	0.1060
Trading on regulated market as from the beginning of the year	
Volume in lots	810,828
Value in BGN	1,587,988.99
Trades	234