

January
2018

MONTHLY BULLETIN



БФБ

BULGARIAN STOCK EXCHANGE
1000 Sofia, 6 Tri ushi St.
Tel: (+359 2) 937 09 45; Fax: (+359 2) 937 09 46
<http://www.bse-sofia.bg>; e-mail: bse@bse-sofia.bg

General Statistics

January
2018

Capitalization of BSE Main Market		Change	
As of 31 January 2018		December *	January *
Market Segment	Capitalization	2017	2017
Premium Equities Segment	2,557,556,415.48	11.04%	41.14%
Standard Equities Segment	6,509,254,233.98	-66.36%	8.47%
Special Purpose Vehicles Segment	709,729,966.97	1.38%	17.41%
Total Capitalization of BSE Main Market	9,776,540,616.43	-56.26%	16.15%

* as of the end of the period

Issues admitted to trading on BSE Main Market			
Market Segment	Number of new issues	Number of delisted issues	Number of listed issues as of the end of the month
Premium Equities Segment	0	0	6
Standard Equities Segment	0	1	79
Special Purpose Vehicles Segment	0	0	14
Bonds Segment	0	1	54
Compensatory Instruments Segment	0	0	3
Exchange Traded Products Segment	4	1	6
Subscription Rights Segment	2	1	1
Initial Public Offering Segment	0	0	0
Government Securities Segment	0	0	20
TOTAL :	6	4	183

* as of the end of the period

BSE Indices

SOFIX

Value *	712.73
Monthly change	5.21%
Annual change	18.34%
P/E **	13.28
P/B **	1.22

BGBX 40

Value *	138.23
Monthly change	4.72%
Annual change	18.18%
P/E **	15.72
P/B **	1.35

BG TR30

Value *	571.59
Monthly change	2.81%
Annual change	21.52%
P/E **	4,346.51
P/B **	1.57

BG REIT

Value *	115.41
Monthly change	-0.59%
Annual change	7.52%
P/E **	6.56
P/B **	1.06

* Values as of 31 January 2018

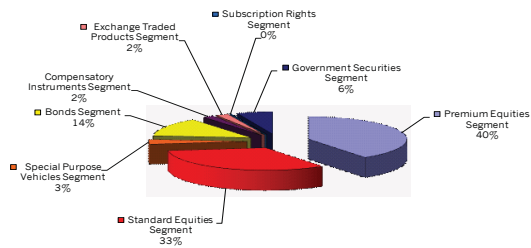
** P (prices) are weighted-average

** Financial reports data (ttm)

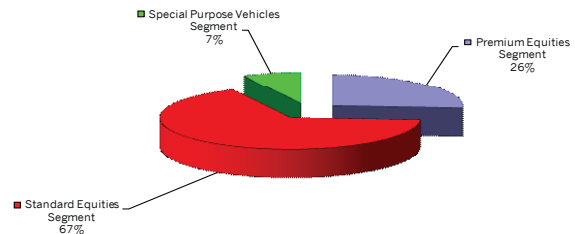
Monthly Trading by BSE Main Market Segments

Market Segment	January 2018			Change in turnover (%)	
	Trades	Turnover (BGN)	Volume (lots)	December 2017	January 2017
Premium Equities Segment	3,785	13,698,312	5,159,662	-79.02%	124.38%
Standard Equities Segment	2,473	11,106,915	3,499,589	-48.64%	-4.28%
Special Purpose Vehicles Segment	598	1,170,068	603,458	-19.61%	-65.30%
Bonds Segment	16	4,612,544	3,202	-78.49%	6442.25%
Compensatory Instruments Segment	165	624,980	1,910,766	48.49%	-4.07%
Exchange Traded Products Segment	244	694,587	396,633	1247.01%	82.70%
Subscription Rights Segment	17	79,157	4,307,400	-33.82%	175415.30%
Initial Public Offering Segment	0	0	0	n/a	n/a
Government Securities Segment	3	2,017,921	1,821	n/a	n/a
Privatisation Segment	0	0	0	n/a	n/a
TOTAL:	7,301	34,004,484	15,882,531	-69.20%	53.29%
OTC trades	8	3,216,426	2,140,570	-97.08%	-88.90%

Turnover by Segments of BSE Main Market



Capitalization by Segments of BSE Main Market



New issues have been admitted to trading on the BSE Main Market in January

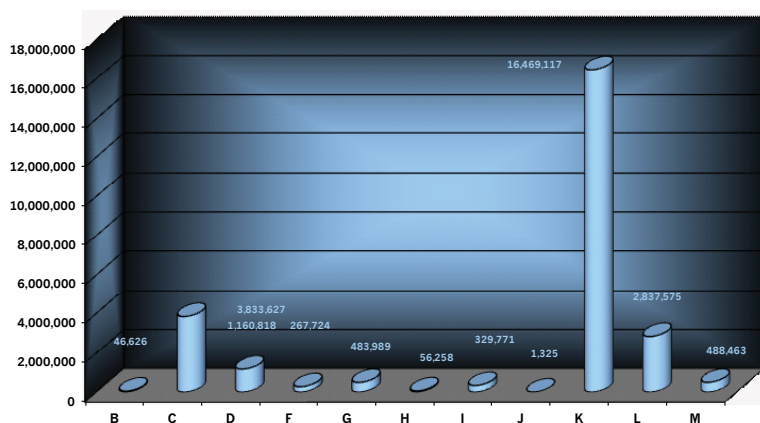
Issue	Issuer	First Trading Day	Trading Currency	Amount of the issue in the respective currency	Market Segment
CZX	Expat Czech PX UCITS ETF	17.01.2018	EUR	60,150	Exchange Traded Products Segment
GRX	Expat Greece ASE UCITS ETF	17.01.2018	EUR	60,150	Exchange Traded Products Segment
PLX	Expat Poland WIG20 UCITS ETF	17.01.2018	EUR	60,150	Exchange Traded Products Segment
ROX	Expat Romania BET-BK UCITS ETF	17.01.2018	EUR	60,150	Exchange Traded Products Segment

Daily-Average Trading by BSE Main Market Segments

Market Segment	January 2018			Change in turnover (%)	
	Trades	Turnover (BGN)	Volume (lots)	December 2017	January 2017
Premium Equities Segment	172	622,651	234,530	-82.84%	114.18%
Standard Equities Segment	112	504,860	159,072	-57.98%	-8.63%
Special Purpose Vehicles Segment	27	53,185	27,430	-34.23%	-66.88%
Bonds Segment	1	209,661	146	-82.40%	6144.87%
Compensatory Instruments Segment	8	28,408	86,853	21.49%	-8.43%
Exchange Traded Products Segment	11	31,572	18,029	1002.10%	74.39%
Subscription Rights Segment	1	3,598	195,791	-45.85%	167437.33%
Initial Public Offering Segment	0	0	0	n/a	n/a
Government Securities Segment	0	91,724	83	n/a	n/a
Privatisation Segment	0	0	0	n/a	n/a
TOTAL:	332	1,545,658	721,933	-74.80%	46.33%
OTC trades	0	146,201	97,299	-97.61%	-89.40%

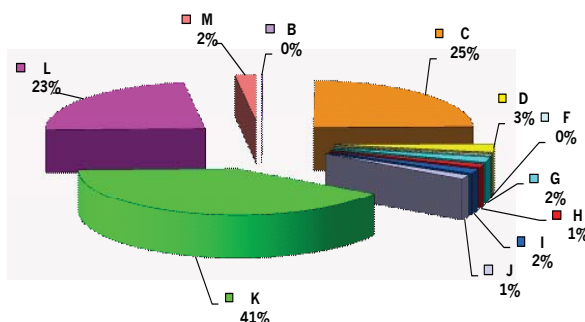
Trading by Industries (according to NACE.BG-2008)		Trades	Volume (lots)	Turnover (BGN)
B	Mining and quarrying	36	6,149	46,626.00
C	Manufacturing	1,185	853,422	3,833,627.10
D	Electricity,gas,steam and air conditioning supply	50	889	1,160,818.00
F	Construction	135	55,026	267,724.46
G	Wholesale and retail trade; repair of motor vehicles and motorcycles	345	765,932	483,988.76
H	Transportation and storage	59	69,259	56,257.67
I	Accommodation and food service activities	113	6,826	329,771.06
J	Information and communication	2	100	1,325.00
K	Financial and insurance activities	4,611	6,420,191	16,469,117.29
L	Real estate activities	75	663,968	2,837,575.36
M	Professional, scientific and technical activities	245	420,947	488,463.45

Share of industries in the total turnover (BGN) on the BSE Main Market in January



- B Mining and quarrying
- C Manufacturing
- D Electricity,gas,steam and air conditioning supply
- F Construction
- G Wholesale and retail trade; repair of motor vehicles and motorcycles
- H Transportation and storage
- I Accommodation and food service activities
- J Information and communication
- K Financial and insurance activities
- L Real estate activities
- M Professional, scientific and technical activities

Share of industries in the total turnover (BGN) on the BSE Main Market in the last 365 days



- B Mining and quarrying
- C Manufacturing
- D Electricity,gas,steam and air conditioning supply
- F Construction
- G Wholesale and retail trade; repair of motor vehicles and motorcycles
- H Transportation and storage
- I Accommodation and food service activities
- J Information and communication
- K Financial and insurance activities
- L Real estate activities
- M Professional, scientific and technical activities

TOP 5

Liquidity Ranking

Issuer	Trades	Volume (lots)	Turnover (BGN)
Chimimport AD-Sofia	2,104	3,793,486	8,522,237.87
CB Central Cooperative Bank AD-Sofia	685	534,655	1,053,325.42
Sopharma AD-Sofia	440	630,218	2,687,787.26
Advance Terrafund REIT-Sofia	308	296,121	653,887.70
CB First Investment Bank AD-Sofia	257	139,805	841,324.34

TOP 5

Members

Trades		Turnover (BGN)	
Inv. Intermediary "Karoll"	4,961	Inv. Intermediary "Karoll"	9,728,936.78
Inv. Intermediary "Elana Trading"	2,342	Inv. Intermediary "First Financial Brokerage House"	8,045,637.19
Inv. Intermediary "BenchMark Finance"	1,292	CB "Central Cooperative Bank"	7,729,284.53
Inv. Intermediary "First Financial Brokerage House"	925	Inv. Intermediary "Real Finance"	6,216,274.20
Inv. Intermediary "UG Market"	910	Inv. Intermediary "ABV Investments" LTD	5,778,285.94

TOP 30

Capitalization as of 31 January 2018

Issues of shares on the BSE Main Market

Issue	Issuer	Nominal (BGN)	Amount (Shares)	Closing price (BGN)	Capitalization (BGN)
5F4	CB First Investment Bank AD-Sofia	1.00	110,000,000	5.820	640,200,000.00
6C4	Chimimport AD-Sofia	1.00	239,646,267	2.440	584,736,891.48
3JR	Sopharma AD-Sofia	1.00	134,797,899	4.260	574,239,049.74
3CZ	CEZ Distribution Bulgaria AD-Sofia	1.00	1,928,000	276.000	532,128,000.00
7TH	Tchaikapharma High Quality Medicines AD-Sofia	1.00	64,300,000	8.150	524,045,000.00
5MB	Monbat AD-Sofia	1.00	39,000,000	10.700	417,300,000.00
5MH	M+S Hydraulic AD-Kazanlak	1.00	39,055,200	8.100	316,347,120.00
4EH	Eurohold Bulgaria AD-Sofia	1.00	197,525,600	1.440	284,436,864.00
6AM	Alcomet AD-Shumen	1.00	17,952,959	15.100	271,089,680.90
6AB	Albena AD-Albena	1.00	4,273,126	63.000	269,206,938.00
SO5	Sopharma Trading AD-Sofia	1.00	32,905,009	8.100	266,530,572.90
1VX	Velgraf Asset Management AD-Sofia	1.00	68,979,758	3.600	248,327,128.80
4CF	CB Central Cooperative Bank AD-Sofia	1.00	113,154,291	2.060	233,097,839.46
OSP	Speedy AD-Sofia	1.00	5,377,619	42.800	230,162,093.20
57B	Bulgartabac Holding AD-Sofia	1.00	7,367,222	27.200	200,388,438.40
6A6	Advance Terrafund REIT-Sofia	1.00	85,110,091	2.230	189,795,502.93
5V2	Holding Varna AD-Varna	1.00	5,235,900	35.000	183,256,500.00
5BN	CB Bulgarian American Credit Bank AD-Sofia	1.00	24,691,313	7.350	181,481,150.55
5SR	Stara Planina Hold AD-Sofia	1.00	21,000,000	7.950	166,950,000.00
3NB	Neochim AD-Dimitrovgrad	1.00	2,654,358	52.000	138,026,616.00
6S6	Sopharma Properties REIT-Sofia	1.00	20,103,965	6.800	136,706,962.00
3MZ	Svilosa AD-Svishtov	1.00	31,754,944	4.140	131,465,468.16
1CZ	CEZ Electro Bulgaria AD-Sofia	10.00	5,000	26,000.000	130,000,000.00
6AG	Agro Finance REIT-Plovdiv	1.00	32,219,708	4.000	128,878,832.00
EHN	Synthetica AD-Sofia	1.00	3,000,000	42.000	126,000,000.00
GTH	Galata Investment Company AD-Varna	1.00	68,571,234	1.750	119,999,659.50
T57	Trace Group Hold AD-Sofia	1.00	24,200,000	4.920	119,064,000.00
4KX	Korado Bulgaria AD-Strazhitsa	1.00	13,168,614	8.200	107,982,634.80
58E	Hirmsnab Bulgaria AD-Sofia	1.00	2,494,631	42.600	106,271,280.60
6EG	Dietsmann Energoremont Holding AD-Sofia	1.00	19,213,700	5.350	102,793,295.00

Premium Equities Segment

Issue	Issuer	Nominal (BGN)	Amount (Shares)	Closing price (BGN)	Capitalisation (BGN)
3JR	Sopharma AD-Sofia	1.00	134,797,899	4.260	574,239,049.74
4CF	CB Central Cooperative Bank AD-Sofia	1.00	113,154,291	2.060	233,097,839.46
4KX	Korado Bulgaria AD-Strazhitsa	1.00	13,168,614	8.200	107,982,634.80
5F4	CB First Investment Bank AD-Sofia	1.00	110,000,000	5.820	640,200,000.00
5MB	Monbat AD-Sofia	1.00	39,000,000	10.700	417,300,000.00
6C4	Chimimport AD-Sofia	1.00	239,646,267	2.440	584,736,891.48

Standard Equities Segment

Issue	Issuer	Nominal (BGN)	Amount (Shares)	Closing price (BGN)	Capitalisation (BGN)
6A8	Advance Equity Holding AD-Sofia	1.00	35,945,592	0.350	12,580,957.20
A72	Agria Group Holding AD-Varna	1.00	6,800,000	12.700	86,360,000.00
6AB	Albena AD-Albena	1.00	4,273,126	63.000	269,206,938.00
6AM	Alcomet AD-Shumen	1.00	17,952,959	15.100	271,089,680.90
A4L	Allterco AD-Sofia	1.00	15,000,000	2.120	31,800,000.00
6AR	Aroma AD-Sofia	1.00	15,491,829	1.650	25,561,517.85
6AN	Asenova Krepost AD-Asenovgrad	3.00	2,546,011	10.900	27,751,519.90
A00	BG Agro AD-Varna	1.00	40,357,440	2.240	90,400,665.60
5BP	Billboard AD-Sofia	1.00	15,000,000	0.450	6,750,000.00
40E	Bioiasis AD-Sofia	1.00	1,200,000	16.080	19,296,000.00
BPT	Bulgarian Private Equity Fund AD-Sofia	1.00	3,325,006	1.260	4,189,507.56
5BR	Bulgarian River Shipping AD-Ruse	1.00	35,708,674	0.625	22,317,921.25
BSO	Bulgarian Stock Exchange-Sofia	1.00	6,582,860	6.000	39,497,160.00
57B	Bulgartabac Holding AD-Sofia	1.00	7,367,222	27.200	200,388,438.40
5BN	CB Bulgarian American Credit Bank AD-Sofia	1.00	24,691,313	7.350	181,481,150.55
5CP	CB Texim Bank AD-Sofia	1.00	27,995,036	2.600	72,787,093.60
C81	CBA Asset Management AD-Veliko Tarnovo	1.00	2,020,000	0.013	26,260.00
3CZ	CEZ Distribution Bulgaria AD-Sofia	1.00	1,928,000	276.000	532,128,000.00
1CZ	CEZ Electro Bulgaria AD-Sofia	10.00	5,000	26,000.000	130,000,000.00
CODA	Concord Fund-7 South-East Europe	10.00	967,000	11.200	10,830,400.00
6EG	Dietsmann Energoremont Holding AD-Sofia	1.00	19,213,700	5.350	102,793,295.00
5DOV	Doverie United Holding PLC-Sofia	1.00	18,736,099	2.070	38,783,724.93
0EA	Elana Agrocredit AD-Sofia	1.00	18,902,402	1.370	25,896,290.74
52E	Elhim Iskra AD-Pazardzhik	1.00	25,108,410	1.270	31,887,680.70
57E	EMKA AD-Sevlievo	1.00	21,505,776	3.340	71,829,291.84
5EO	Etropal AD-Etropole	1.00	5,000,000	5.000	25,000,000.00
4EH	Eurohold Bulgaria AD-Sofia	1.00	197,525,600	1.440	284,436,864.00
6A9	Favorit Hold AD-Sofia	1.00	2,356,923	2.000	4,713,846.00
4F6	Fazerles AD-Silistra	1.00	515,000	34.600	17,819,000.00
4F8	Formoplast AD-Kardzhali	1.00	3,798,905	5.300	20,134,196.50
5FC	Futures Capital AD-Sofia	1.00	420,500	24.000	10,092,000.00
GTH	Galata Investment Company AD-Varna	1.00	68,571,234	1.750	119,999,659.50
58E	Himsnab Bulgaria AD-Sofia	1.00	2,494,631	42.600	106,271,280.60
6N3	Holding Nov Vek AD-Sofia	1.00	4,110,469	14.800	60,834,941.20
5V2	Holding Varna AD-Varna	1.00	5,235,900	35.000	183,256,500.00
4HE	Hydraulic Elements and Systems AD-Yambol	1.00	18,193,752	5.250	95,517,198.00
4HI	Hydroizomat AD-Sofia	1.00	2,989,440	1.310	3,916,166.40
4I8	Industrial Capital Holding AD-Sofia	1.00	15,551,960	3.400	52,876,664.00
4ID	Industrial Holding Bulgaria PLC-Sofia	1.00	77,400,643	1.100	85,140,707.30
4IN	Investor.BG AD-Sofia	1.00	4,782,362	13.400	64,083,650.80
4KU	Kauchuk AD-Sofia	1.00	942,091	27.000	25,436,457.00
4L4	Lavena AD-Shumen	1.00	319,981	99.000	31,678,119.00

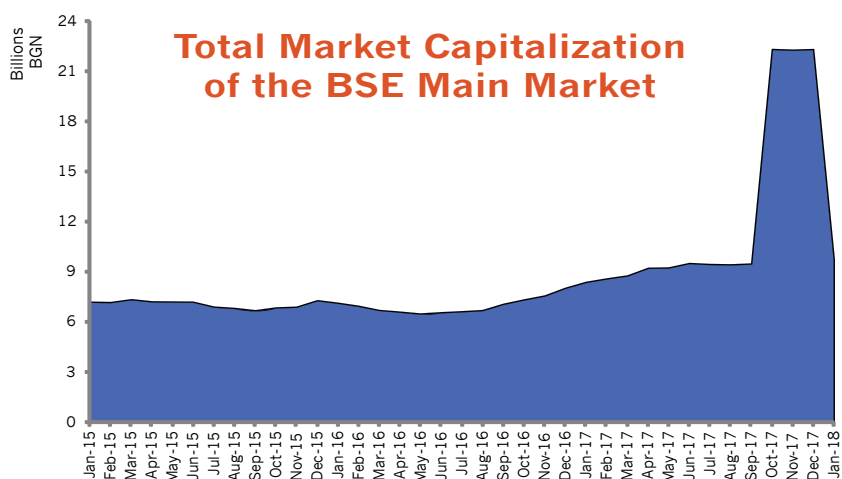
Capitalisation by Issues

January
2018

Issue	Issuer	Nominal (BGN)	Amount (Shares)	Closing price (BGN)	Capitalisation (BGN)
6L1	Lomsko Pivo AD-Lom	1.00	4,500,000	0.595	2,677,500.00
5MR	Momina Krepost AD-Veliko Tarnovo	1.00	1,691,184	3.000	5,073,552.00
5MH	M+S Hydraulic AD-Kazanlak	1.00	39,055,200	8.100	316,347,120.00
178B	Neo London Capital PLC-Sofia	100.00	99,950	106.000	10,594,700.00
3NB	Neochim AD-Dimitrovgrad	1.00	2,654,358	52.000	138,026,616.00
5ODE	Odessos Shiprepair Yard AD-Varna	1.00	586,642	84.000	49,277,928.00
401	Oil and Gas Exploration and Production AD-Sofia	1.00	12,228,062	7.500	91,710,465.00
5PET	Petrol AD-Sofia	1.00	109,249,612	0.439	47,960,579.67
OPH	Phoenix Capital Holding AD-Sofia	100.00	1,000	100.000	100,000.00
RBL	Real Bulland JSC-Sofia	1.00	2,500,000	1.000	2,500,000.00
RGL	Regala Invest AD-Varna	1.00	18,428,734	2.600	47,914,708.40
6S4	Severcoop Gamza Holding AD-Sofia	2.00	2,673,899	3.000	8,021,697.00
6S5	Sila Holding AD-Stara Zagora	1.00	36,852,997	2.100	77,391,293.70
SKK	Sirma Group Holding JSC-Sofia	1.00	59,360,518	1.050	62,328,543.90
3JL	Slanchev Bryag AD-Slanchev Bryag	1.00	1,957,808	4.500	8,810,136.00
6SOA	Sofia Commerce-Pawn Brokerage AD-Sofia	1.00	2,400,000	3.600	8,640,000.00
6SOP	Sofia Commerce-Pawn Brokerage AD-Sofia	1.00	201,154	4.620	929,331.48
OS8	Solarpro Holding AD-Sofia	1.00	46,763,461	0.760	35,540,230.36
SO5	Sopharma Trading AD-Sofia	1.00	32,905,009	8.100	266,530,572.90
SL9	Sparky Eltos AD-Lovech	1.00	39,985,608	0.276	11,036,027.81
OSP	Speedy AD-Sofia	1.00	5,377,619	42.800	230,162,093.20
3NJ	SS Konstantine And Elena Holding AD-Varna	1.00	2,309,561	19.500	45,036,439.50
5SR	Stara Planina Hold AD-Sofia	1.00	21,000,000	7.950	166,950,000.00
3MZ	Svilosa AD-Svishtov	1.00	31,754,944	4.140	131,465,468.16
6S7	Synergon Holding AD-Sofia	1.00	18,358,849	1.350	24,784,446.15
EHN	Synthetica AD-Sofia	1.00	3,000,000	42.000	126,000,000.00
7TH	Tchaikapharma High Quality Medicines AD-Sofia	1.00	64,300,000	8.150	524,045,000.00
T24	TK-Hold PLC-Sofia	1.00	8,539,384	1.510	12,894,469.84
5T6	Todoroff AD-Sofia	1.00	3,400,000	0.300	1,020,000.00
3TV	Toplivo AD-Sofia	1.00	5,416,829	4.040	21,883,989.16
T57	Trace Group Hold AD-Sofia	1.00	24,200,000	4.920	119,064,000.00
59X	Unipharm AD-Sofia	1.00	6,000,000	4.260	25,560,000.00
4V5	Varna-Plod AD-Varna	1.00	52,709	396.396	20,893,636.76
1VX	Velgraf Asset Management AD-Sofia	1.00	68,979,758	3.600	248,327,128.80
4PX	Yuri Gagarin PLC-Plovdiv	1.00	1,003,904	33.800	33,931,955.20
T43	Zarneni Hrani Bulgaria AD-Sofia	1.00	195,660,287	0.390	76,307,511.93
3ZL	Zlatni Pyasatsi AD-Varna	1.00	6,493,577	3.620	23,506,748.74

Special Purpose Vehicles Segment

Issue	Issuer	Nominal (BGN)	Amount (Shares)	Closing price (BGN)	Capitalisation (BGN)
28R	Arco Real Estate Fund REIT-Sofia	1.00	650,000		
4IC	Intercapital Property Development REIT-Sofia	1.00	6,011,476	0.125	751,434.50
4PY	Prime Property BG REIT-Sofia	1.00	35,706,593	0.660	23,566,351.38
5AX	Aktiv Properties REIT-Plovdiv	9.00	2,192,011	5.700	12,494,462.70
5BD	Bulland Investments REIT-Sofia	1.00	15,008,125	0.900	13,507,312.50
5BU	Bulgarian Real Estate Fund REIT-Sofia	3.00	20,150,000	2.100	42,315,000.00
5H4	Balkan and Sea Properties REIT-Varna	1.00	6,925,156	14.700	101,799,793.20
6A6	Advance Terrafund REIT-Sofia	1.00	85,110,091	2.230	189,795,502.93
6A7	Agroenergy Invest REIT-Sofia	1.00	27,961,916	1.047	29,276,126.05
6AG	Agro Finance REIT-Plovdiv	1.00	32,219,708	4.000	128,878,832.00
6BMA	Fund Estates REIT-Sofia	1.00	23,394,706	0.035	818,814.71
6F3	FairPlay Properties REIT-Sofia	1.00	33,145,400	0.760	25,190,504.00
6S6	Sopharma Properties REIT-Sofia	1.00	20,103,965	6.800	136,706,962.00
E7P	Expat Beta REIT-Sofia	1.00	5,143,190	0.900	4,628,871.00



Trade by Issues

January
2018

Premium Equities Segment

Issue	Issuer	Trades	Volume (lots)	Turnover (BGN)	Trading currency	Weighted & Corrected Values			Closing price	As from
						Average price	Min. price	Max. price		
3JR	Sopharma AD-Sofia	440	630,218	2,687,787.26	BGN	4.265	4.228	4.293	4.260	31-01-2018
4CF	CB Central Cooperative Bank AD-Sofia	685	534,655	1,053,325.42	BGN	1.970	1.711	2.089	2.060	31-01-2018
4KX	Korado Bulgaria AD-Strazhitsa	128	16,586	123,506.00	BGN	7.446	6.950	8.105	8.200	31-01-2018
5F4	CB First Investment Bank AD-Sofia	257	139,805	841,324.34	BGN	6.018	5.841	6.184	5.820	31-01-2018
5MB	Monbat AD-Sofia	171	44,912	470,131.20	BGN	10.468	10.208	10.800	10.700	31-01-2018
6C4	Chimimport AD-Sofia	2,104	3,793,486	8,522,237.87	BGN	2.247	1.839	2.447	2.440	31-01-2018

Standard Equities Segment

Issue	Issuer	Trades	Volume (lots)	Turnover (BGN)	Trading currency	Weighted & Corrected Values			Closing price	As from
						Average price	Min. price	Max. price		
0EA	Elana Agrocredit AD-Sofia	128	278,962	378,276.32	BGN	1.356	1.340	1.410	1.370	31-01-2018
0S8	Solarpro Holding AD-Sofia	13	22,498	16,650.03	BGN	0.740	0.650	0.770	0.760	30-01-2018
0SP	Speedy AD-Sofia	10	251	11,053.60	BGN	44.038	42.800	46.400	42.800	26-01-2018
178B	Neo London Capital PLC-Sofia	2	183	19,398.00	BGN	106.000	106.000	106.000	106.000	26-01-2018
1CZ	CEZ Electro Bulgaria AD-Sofia	6	37	927,800.00	BGN	25,075.676	25,022.857	26,000.000	26,000.000	31-01-2018
1VX	Velgraf Asset Management AD-Sofia	6	636,050	2,137,308.84	BGN	3.360	3.360	3.600	3.600	30-01-2018
3CZ	CEZ Distribution Bulgaria AD-Sofia	44	852	233,018.00	BGN	273.495	263.300	276.200	276.000	31-01-2018
3JL	Slanchev Bryag AD-Slanchev Bryag	1	25	112.50	BGN	4.500	4.500	4.500	4.500	12-01-2018
3MZ	Svilosa AD-Svishtov	50	10,325	44,910.22	BGN	4.350	4.080	4.500	4.140	30-01-2018
3NB	Neochim AD-Dimitrovgrad	33	1,123	60,949.50	BGN	54.274	52.000	56.281	52.000	31-01-2018
3NJ	SS Konstantine And Elena Holding AD-Varna	9	3,401	66,553.50	BGN	19.569	18.500	19.606	19.500	30-01-2018
3TV	Toplivo AD-Sofia	13	5,137	21,011.88	BGN	4.090	4.040	4.480	4.040	31-01-2018
3ZL	Zlatni Pyasatsi AD-Varna	11	1,638	5,703.56	BGN	3.482	3.360	3.620	3.620	29-01-2018
4EH	Eurohold Bulgaria AD-Sofia	48	427,846	602,735.26	BGN	1.409	1.365	1.431	1.440	31-01-2018
4F6	Fazerfes AD-Silistra	9	140	4,962.20	BGN	35.444	34.000	37.000	34.600	30-01-2018
4F8	Formoplast AD-Kardzhali	3	35	183.50	BGN	5.243	5.167	5.300	5.300	31-01-2018
4HE	Hydraulic Elements and Systems AD-Yambol	50	7,641	40,507.90	BGN	5.301	5.050	5.450	5.250	25-01-2018
4HI	Hydroizomat AD-Sofia	1	52	68.12	BGN	1.310	1.310	1.310	1.310	09-01-2018
4I8	Industrial Capital Holding AD-Sofia	23	11,203	37,661.20	BGN	3.362	3.300	3.496	3.400	30-01-2018
4ID	Industrial Holding Bulgaria PLC-Sofia	104	88,951	95,807.53	BGN	1.077	0.951	1.123	1.100	31-01-2018
4IN	Investor.BG AD-Sofia	2	100	1,325.00	BGN	13.250	13.100	13.400	13.400	31-01-2018
4KU	Kauchuk AD-Sofia	1	15	405.00	BGN	27.000	27.000	27.000	27.000	29-01-2018
4L4	Lavena AD-Shumen	17	529	54,469.00	BGN	102.966	99.000	106.900	99.000	30-01-2018
4O1	Oil and Gas Exploration and Production AD-Sofia	36	6,149	46,626.00	BGN	7.583	7.000	7.723	7.500	30-01-2018
4PX	Yuri Gagarin PLC-Plovdiv	7	164	5,646.20	BGN	34.428	33.800	36.257	33.800	31-01-2018
52E	Elhim Iskra AD-Pazardzhik	10	9,700	12,615.00	BGN	1.301	1.270	1.320	1.270	26-01-2018
57B	Bulgartabac Holding AD-Sofia	81	2,181	66,718.80	BGN	30.591	27.392	34.000	27.200	31-01-2018
57E	EMKA AD-Sevlievo	18	6,020	19,275.30	BGN	3.202	3.120	3.340	3.340	30-01-2018
58E	Himsnab Bulgaria AD-Sofia	4	13,284	567,860.80	BGN	42.748	42.600	43.200	42.600	29-01-2018
5BN	CB Bulgarian American Credit Bank AD-Sofia	18	3,134	21,935.05	BGN	6.999	6.706	7.500	7.350	31-01-2018
5BP	Billboard AD-Sofia	27	27,995	12,296.35	BGN	0.439	0.412	0.490	0.450	31-01-2018
5BR	Bulgarian River Shipping AD-Ruse	49	69,008	45,204.07	BGN	0.655	0.601	0.690	0.625	31-01-2018
5CP	CB Texim Bank AD-Sofia	3	546	1,510.40	BGN	2.766	2.600	3.000	2.600	26-01-2018
5DOV	Doverie United Holding PLC-Sofia	125	71,118	147,855.31	BGN	2.079	2.050	2.120	2.070	30-01-2018
5EO	Etropal AD-Etropole	6	4,815	24,091.75	BGN	5.003	4.980	5.404	5.000	31-01-2018
5MH	M+S Hydraulic AD-Kazanlak	63	14,764	117,954.45	BGN	7.989	7.757	8.191	8.100	31-01-2018
5ODE	Odessos Shiprepair Yard AD-Varna	12	198	17,856.00	BGN	90.182	84.000	99.000	84.000	25-01-2018
5SR	Stara Planina Hold AD-Sofia	83	11,339	90,011.85	BGN	7.938	7.829	8.250	7.950	31-01-2018
5T6	Todoroff AD-Sofia	1	295	88.50	BGN	0.300	0.300	0.300	0.300	09-01-2018
5V2	Holding Varna AD-Varna	35	68,190	2,282,942.40	BGN	33.479	33.440	35.000	35.000	31-01-2018
6A8	Advance Equity Holding AD-Sofia	2	1,950	681.90	BGN	0.350	0.348	0.350	0.350	18-01-2018

Trade by Issues

January
2018

Issue	Issuer	Trades	Volume (lots)	Turnover (BGN)	Trading currency	Weighted & Corrected Values			Closing price	As from
						Average	Min.	Max.		
6A9	Favorit Hold AD-Sofia	3	55	105.05	BGN	1.910	1.835	2.000	2.000	26-01-2018
6AB	Albena AD-Albena	102	5,188	324,067.50	BGN	62.465	60.500	64.035	63.000	31-01-2018
6AM	Alcomet AD-Shumen	32	2,423	36,237.60	BGN	14.956	14.336	15.400	15.100	31-01-2018
6AN	Asenova Krepost AD-Asenovgrad	3	2,452	26,652.00	BGN	10.869	10.603	10.900	10.900	19-01-2018
6AR	Aroma AD-Sofia	2	185	292.50	BGN	1.581	1.581	1.581	1.650	11-01-2018
6EG	Dietsmann Energoremont Holding AD-Sofia	7	1,470	6,241.00	BGN	4.246	4.160	5.350	5.350	18-01-2018
6L1	Lomsko Pivo AD-Lom	18	5,692	3,345.27	BGN	0.588	0.505	0.960	0.595	30-01-2018
6N3	Holding Nov Vek AD-Sofia	11	420	5,927.50	BGN	14.113	13.600	14.800	14.800	31-01-2018
6S4	Severcoop Gamza Holding AD-Sofia	101	158,465	552,347.90	BGN	3.486	1.640	3.591	3.000	31-01-2018
6S5	Sila Holding AD-Stara Zagora	1	200	420.00	BGN	2.100	2.100	2.100	2.100	02-01-2018
6S7	Synergon Holding AD-Sofia	53	40,496	55,988.80	BGN	1.383	1.300	1.407	1.350	30-01-2018
6SOA	Sofia Commerce-Pawn Brokerage AD-Sofia	55	92,791	310,348.50	BGN	3.345	3.306	3.600	3.600	31-01-2018
6SOP	Sofia Commerce-Pawn Brokerage AD-Sofia	11	2,750	12,737.00	BGN	4.632	4.540	4.720	4.620	25-01-2018
7TH	Tchaikapharma High Quality Medicines AD-Sofia	17	3,528	28,501.30	BGN	8.079	7.950	8.200	8.150	30-01-2018
A4L	Allterco AD-Sofia	37	26,094	54,550.18	BGN	2.091	2.040	2.180	2.120	31-01-2018
A72	Agria Group Holding AD-Varna	29	3,206	40,203.30	BGN	12.540	11.800	12.700	12.700	30-01-2018
A00	BG Agro AD-Varna	15	8,162	18,214.88	BGN	2.232	2.100	2.241	2.240	31-01-2018
BSO	Bulgarian Stock Exchange-Sofia	86	32,151	187,158.95	BGN	5.821	5.468	6.000	6.000	31-01-2018
C81	CBA Asset Management AD-Veliko Tarnovo	2	209	2.72	BGN	0.013	0.013	0.013	0.013	11-01-2018
CODA	Concord Fund-7 South-East Europe	1	50	560.00	BGN	11.200	11.200	11.200	11.200	15-01-2018
EHN	Synthetica AD-Sofia	2	20	840.00	BGN	42.000	42.000	42.000	42.000	31-01-2018
GTH	Galata Investment Company AD-Varna	2	450	781.50	BGN	1.737	1.720	1.750	1.750	31-01-2018
RGL	Regala Invest AD-Varna	1	250	650.00	BGN	2.600	2.600	2.600	2.600	19-01-2018
SKK	Sirma Group Holding JSC-Sofia	207	416,062	442,016.44	BGN	1.062	1.031	1.091	1.050	29-01-2018
SL9	Sparky Eltos AD-Lovech	36	71,811	19,154.53	BGN	0.267	0.254	0.290	0.276	31-01-2018
S05	Sopharma Trading AD-Sofia	105	21,396	171,389.20	BGN	8.010	7.524	8.350	8.100	31-01-2018
T24	TK-Hold PLC-Sofia	7	375	565.95	BGN	1.509	1.500	1.520	1.510	29-01-2018
T43	Zarneni Hrani Bulgaria AD-Sofia	227	739,399	291,587.68	BGN	0.394	0.365	0.406	0.390	31-01-2018
T57	Trace Group Hold AD-Sofia	134	54,974	267,656.34	BGN	4.869	4.540	4.997	4.920	31-01-2018
WCO	Capital Concept Limited AD-Sofia	2	1,021	6,330.20	BGN	6.200	6.200	6.200	6.200	05-01-2018

Special Purpose Vehicles Segment

Issue	Issuer	Trades	Volume (lots)	Turnover (BGN)	Trading currency	Weighted & Corrected Values			Closing price	As from
						Average price	Min. price	Max. price		
4IC	Intercapital Property Development REIT-Sofia	2	24,805	3,090.63	BGN	0.125	0.115	0.125	0.125	22-01-2018
4PY	Prime Property BG REIT-Sofia	1	50	33.00	BGN	0.660	0.660	0.660	0.660	08-01-2018
5AX	Aktiv Properties REIT-Plovdiv	12	2,540	14,073.00	BGN	5.541	5.500	5.750	5.700	26-01-2018
5BD	Bulland Investments REIT-Sofia	4	33,650	29,934.00	BGN	0.890	0.828	0.900	0.900	31-01-2018
5BU	Bulgarian Real Estate Fund REIT-Sofia	170	98,617	217,426.36	BGN	2.205	2.119	2.299	2.100	31-01-2018
5H4	Balkan and Sea Properties REIT-Varna	3	5,975	87,832.50	BGN	14.700	14.700	14.700	14.700	31-01-2018
6A6	Advance Terrafund REIT-Sofia	308	296,121	653,887.70	BGN	2.208	2.184	2.240	2.230	31-01-2018
6BMA	Fund Estates REIT-Sofia	2	10,300	430.50	BGN	0.042	0.035	0.042	0.035	17-01-2018
6F3	FairPlay Properties REIT-Sofia	47	118,127	75,601.83	BGN	0.640	0.600	0.771	0.760	31-01-2018
6S6	Sopharma Properties REIT-Sofia	48	13,271	87,756.20	BGN	6.613	6.275	6.950	6.800	31-01-2018
E7P	Expat Beta REIT-Sofia	1	2	1.80	BGN	0.900	0.900	0.900	0.900	18-01-2018

Bonds Segment

Issue	Issuer	Trades	Volume (lots)	Turnover (BGN)	Trading currency	Clean Prices (% of nominal)			As from	
						Average price	Min. price	Max. price		
0DC1	Delta Credit SPV-Sofia	1	180	180,912.42	BGN	100.000	100.000	100.000	100.000	16-01-2018
0EA2	Elana Agrocredit AD-Sofia	1	15	29,576.63	EUR	100.000	100.000	100.000	100.000	12-01-2018
2SLA	Specialized Logistic Systems AD-Sofia	1	601	1,012,110.18	EUR	100.000	100.000	100.000	100.000	18-01-2018
4CFB	CB Central Cooperative Bank AD-Sofia	1	14	28,050.77	EUR	102.000	102.000	102.000	102.000	22-01-2018
83NA	Asenova Krepost AD-Asenovgrad	2	180	177,786.94	EUR	101.360	101.250	101.500	101.250	26-01-2018
8AVA	Asterion Bulgaria AD-Sofia	1	1	1,432.31	EUR	100.000	100.000	100.000	100.000	18-01-2018
9M7C	Web Finance Holding AD-Sofia	5	478	980,445.77	EUR	103.420	103.400	103.900	103.400	18-01-2018
GCON	GPS Control EAD-Sofia	1	550	1,007,909.86	EUR	96.100	96.100	96.100	96.100	18-01-2018
POW1	Power Logistics EAD-Etropole	1	180	180,000.00	BGN	100.000	100.000	100.000	100.000	16-01-2018
S2SH	Starcom Holding AD-Etropole	2	1,003	1,014,319.15	BGN	100.000	100.000	100.000	100.000	18-01-2018

Compensatory Instruments Segment

Issue	Issuer	Trades	Volume (lots)	Turnover (BGN)	Trading currency	Weighted Values			Closing price	As from
						Average price	Min. price	Max. price		
BLKB	Housing compensation notes under the CONP Act	10	24,800	7,325.90	BGN	0.295	0.283	0.310	0.310	31-01-2018
BLKC	Registered compensation vouchers under the OUFLL Act and RLFLFF Act	62	242,358	162,171.10	BGN	0.669	0.601	0.697	0.680	31-01-2018
BLKD	Compensation notes under the CONP Act	93	1,643,608	455,482.96	BGN	0.277	0.261	0.322	0.345	30-01-2018

Exchange Traded Products Segment

Issue	Issuer	Trades	Volume (lots)	Turnover (BGN)	Trading currency	Weighted Values			Closing price	As from
						Average price	Min. price	Max. price		
6F3N	FairPlay Properties REIT-Sofia	1	7,500	7.50	BGN	0.001	0.001	0.001	0.001	29-01-2018
BGX	Expat Bulgaria SOFIX UCITS ETF	101	115,882	147,539.32	BGN	1.273	1.236	1.287	1.280	31-01-2018
CZX	Expat Czech PX UCITS ETF	27	45,745	91,497.30	EUR	1.023	1.022	1.030	1.030	30-01-2018
GRX	Expat Greece ASE UCITS ETF	28	52,666	106,768.57	EUR	1.037	1.028	1.061	1.041	30-01-2018
PLX	Expat Poland WIG20 UCITS ETF	33	69,055	137,333.51	EUR	1.017	1.000	1.021	1.000	30-01-2018
ROX	Expat Romania BET-BK UCITS ETF	54	105,785	211,440.36	EUR	1.022	1.021	1.026	1.030	24-01-2018

Subscription Rights Segment

Issue	Issuer	Trades	Volume (lots)	Turnover (BGN)	Trading currency	Weighted Values			Closing price	As from
						Average price	Min. price	Max. price		
SMBM	Monbat AD-Sofia	13	4,157,400	4,157.40	BGN	0.001	0.001	0.001	0.001	05-01-2018
GE5R	Glenmoore Capital REIT-Varna	4	150,000	75,000.00	BGN	0.500	0.500	0.500	0.500	03-01-2018

Government Securities Segment

Issue	Issuer	Trades	Volume (lots)	Turnover (BGN)	Trading currency	Clean Prices (% of nominal)			Closing price	As from
						Average price	Min. price	Max. price		
BLKV	Ministry of Finance	2	821	979,922.49	BGN	119.210	119.210	119.210	119.210	30-01-2018
BLKZ	Ministry of Finance	1	1,000	1,037,999.00	BGN	103.550	103.550	103.550	103.550	17-01-2018

IPO Segment (No trades in the reported period)

Privatisation Segment (No trades in the reported period)

OTC Trades

January
2018

Issue	Issuer	Trades	Volume (lots)	Turnover (BGN)	Trading currency	Average price	Min. price	Max. price
5F4	CB First Investment Bank AD-Sofia	1	16,800	46,132.80	BGN	2.746	2.746	2.746
3CZ	CEZ Distribution Bulgaria AD-Sofia	2	840	115,435.32	BGN	137.423	135.000	139.846
GTH	Galata Investment Company AD-Varna	3	2,100,000	2,987,000.00	BGN	1.422	1.140	1.720
4IN	Investor.BG AD-Sofia	1	1,730	22,490.00	BGN	13.000	13.000	13.000
3JR	Sopharma AD-Sofia	1	21,200	45,368.00	BGN	2.140	2.140	2.140

* Effective as from 03 January 2018, no OTC trades shall be announced through the trading system of BSE-Sofia

Total trading statistics on a regulated market with indices components

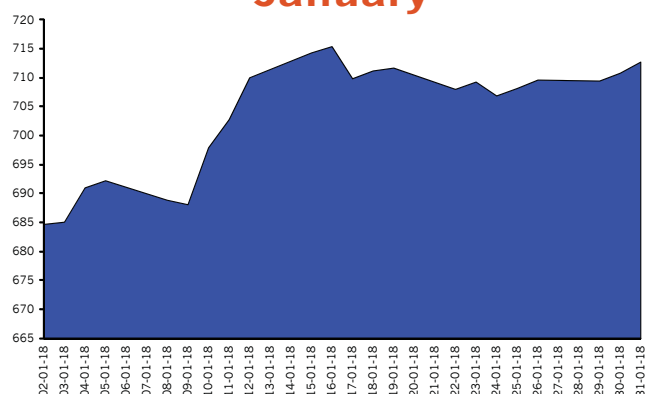
Index	Volume Traded		Value Traded		Trades	
	Total volume (lots)	% of total volume	Total turnover (BGN)	% of total turnover	All trades #	% of all trades
SOFIX	6,574,205	70.97%	16,327,517.98	62.86%	4,900	71.47%
BGBX 40	8,170,011	88.20%	20,950,194.27	80.65%	6,377	93.01%
BG REIT	441,708	4.77%	1,060,500.56	4.08%	491	7.16%
BG TR30	7,699,106	83.12%	22,705,347.93	87.41%	5,497	80.18%
CGIX *	1,345,432	14.53%	4,624,425.51	17.80%	1,598	23.31%

Market capitalisation of indices components

Index	Total (BGN)	% of total capitalization
SOFIX	4,042,904,797.74	41.35%
BGBX 40	6,691,006,344.77	68.44%
BG REIT	449,577,493.58	4.60%
BG TR30	6,069,366,518.68	62.08%
CGIX *	1,602,584,756.50	16.39%

* CGIX is an index of the National Corporate Governance Commission, which is just computed and promoted by BSE-Sofia as from September 19, 2011.

SOFIX in January



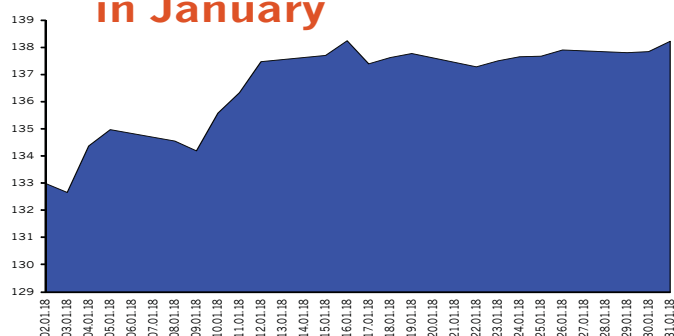
SOFIX Components

Issuer	Min. price	Max. price	Volume (lots)	Trades	Turnover (BGN)
Advance Terrafund REIT-Sofia	2.170	2.240	296,121	308	653,887.70
Albena AD-Albena	60.500	64.500	5,188	102	324,067.50
Doverie United Holding PLC-Sofia	2.040	2.130	71,118	125	147,855.31
Eurohold Bulgaria AD-Sofia	1.350	1.460	427,846	48	602,735.26
Industrial Holding Bulgaria PLC-Sofia	0.950	1.130	88,951	104	95,807.53
Monbat AD-Sofia	10.000	10.800	44,912	171	470,131.20
M+S Hydraulic AD-Kazanlak	7.700	8.250	14,764	63	117,954.45
Neochim AD-Dimitrovgrad	52.000	57.000	1,123	33	60,949.50
Sirma Group Holding JSC-Sofia	1.030	1.095	416,062	207	442,016.44
Sopharma AD-Sofia	4.200	4.300	630,218	440	2,687,787.26
Stara Planina Hold AD-Sofia	7.700	8.300	11,339	83	90,011.85
CB First Investment Bank AD-Sofia	5.820	6.260	139,805	257	841,324.34
CB Central Cooperative Bank AD-Sofia	1.700	2.100	534,655	685	1,053,325.42
Bulgarian Real Estate Fund REIT-Sofia	2.080	2.300	98,617	170	217,426.36
Chimimport AD-Sofia	1.800	2.460	3,793,486	2,104	8,522,237.87

BGBX 40 Components

Issuer	Min. price	Max. price	Volume (lots)	Trades	Turnover (BGN)
Agria Group Holding AD-Varna	11.800	12.700	3,206	29	40,203.30
Advance Terrafund REIT-Sofia	2.170	2.240	296,121	308	653,887.70
Aktiv Properties REIT-Plovdiv	5.500	5.750	2,540	12	14,073.00
Albena AD-Albena	60.500	64.500	5,188	102	324,067.50
Alcomet AD-Shumen	14.200	15.700	2,423	32	36,237.60
Allterco AD-Sofia	2.040	2.200	26,094	37	54,550.18
Billboard AD-Sofia	0.412	0.490	27,995	27	12,296.35
Bulgartabac Holding AD-Sofia	27.000	34.000	2,181	81	66,718.80
Bulland Investments REIT-Sofia	0.810	0.900	33,650	4	29,934.00
Bulgarian Stock Exchange-Sofia	5.450	6.000	32,151	86	187,158.95
Doverie United Holding PLC-Sofia	2.040	2.130	71,118	125	147,855.31
Eurohold Bulgaria AD-Sofia	1.350	1.460	427,846	48	602,735.26
Elana Agrocredit AD-Sofia	1.330	1.410	278,962	128	378,276.32
EMKA AD-Sevlievo	3.000	3.340	6,020	18	19,275.30
Zarneni Hrani Bulgaria AD-Sofia	0.360	0.408	739,399	227	291,587.68
Industrial Capital Holding AD-Sofia	3.300	3.500	11,203	23	37,661.20
Industrial Holding Bulgaria PLC-Sofia	0.950	1.130	88,951	104	95,807.53
Korado Bulgaria AD-Strazhitsa	6.950	8.200	16,586	128	123,506.00
Monbat AD-Sofia	10.000	10.800	44,912	171	470,131.20
M+S Hydraulic AD-Kazanlak	7.700	8.250	14,764	63	117,954.45
Neochim AD-Dimitrovgrad	52.000	57.000	1,123	33	60,949.50
Oil and Gas Exploration and Production AD-Sofia	7.000	7.800	6,149	36	46,626.00
Svilosa AD-Svishtov	4.080	4.500	10,325	50	44,910.22
Synergon Holding AD-Sofia	1.300	1.420	40,496	53	55,988.80
Sirma Group Holding JSC-Sofia	1.030	1.095	416,062	207	442,016.44
Sopharma AD-Sofia	4.200	4.300	630,218	440	2,687,787.26
Sopharma Properties REIT-Sofia	6.000	7.000	13,271	48	87,756.20
Sopharma Trading AD-Sofia	7.500	8.400	21,396	105	171,389.20
Sparky Eltos AD-Lovech	0.246	0.290	71,811	36	19,154.53
Stara Planina Hold AD-Sofia	7.700	8.300	11,339	83	90,011.85
CB First Investment Bank AD-Sofia	5.820	6.260	139,805	257	841,324.34
CB Central Cooperative Bank AD-Sofia	1.700	2.100	534,655	685	1,053,325.42
Trace Group Hold AD-Sofia	4.540	5.000	54,974	134	267,656.34
FairPlay Properties REIT-Sofia	0.600	0.780	118,127	47	75,601.83
Bulgarian Real Estate Fund REIT-Sofia	2.080	2.300	98,617	170	217,426.36
Hydraulic Elements and Systems AD-Yambol	5.050	5.450	7,641	50	40,507.90
Chimimport AD-Sofia	1.800	2.460	3,793,486	2,104	8,522,237.87
Holding Varna AD-Varna	33.400	35.000	68,190	35	2,282,942.40
CEZ Distribution Bulgaria AD-Sofia	262.000	280.000	852	44	233,018.00
Yuri Gagarin PLC-Plovdiv	33.800	36.400	164	7	5,646.20

BGBX 40 in January



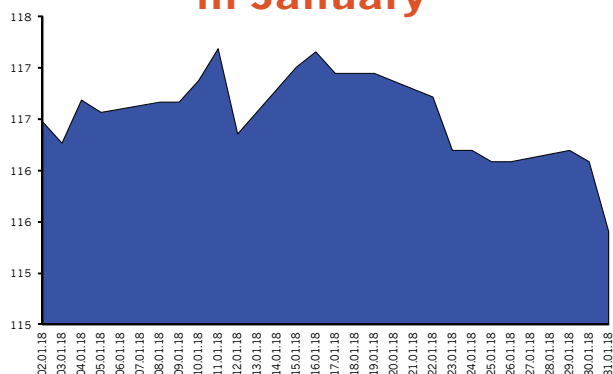
BG REIT Components

Issuer	Min. price	Max. price	Volume (lots)	Trades	Turnover (BGN)
Advance Terrafund REIT-Sofia	2.170	2.240	296,121	308	653,887.70
Balkan and Sea Properties REIT-Varna	14.700	14.700	5,975	3	87,832.50
Bulland Investments REIT-Sofia	0.810	0.900	33,650	4	29,934.00
Roi Property Fund REIT-Sofia	3.400	3.400	5,880	1	19,992.00
Super Borovets Property Fund REIT-Varna	1.820	1.850	400	2	734.00
Bulgarian Real Estate Fund REIT-Sofia	2.080	2.300	98,617	170	217,426.36
CCB Real Estate Fund REIT-Sofia	47.600	47.600	1,065	3	50,694.00

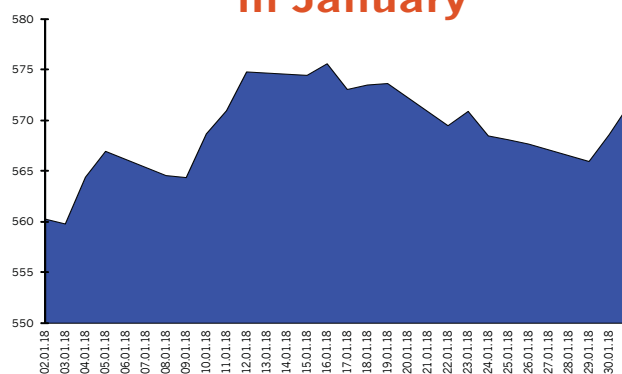
BG TR30 Components

Issuer	Min. price	Max. price	Volume (lots)	Trades	Turnover (BGN)
Advance Terrafund REIT-Sofia	2.170	2.240	296,121	308	653,887.70
Albena AD-Albena	60.500	64.500	5,188	102	324,067.50
Balkan and Sea Properties REIT-Varna	14.700	14.700	5,975	3	87,832.50
Bulgarian Stock Exchange-Sofia	5.450	6.000	32,151	86	187,158.95
Velgraf Asset Management AD-Sofia	3.360	3.600	636,050	6	2,137,308.84
Doverie United Holding PLC-Sofia	2.040	2.130	71,118	125	147,855.31
Eurohold Bulgaria AD-Sofia	1.350	1.460	427,846	48	602,735.26
Elana Agrocredit AD-Sofia	1.330	1.410	278,962	128	378,276.32
Galata Investment Company AD-Varna	1.720	1.750	450	2	781.50
Industrial Capital Holding AD-Sofia	3.300	3.500	11,203	23	37,661.20
Industrial Holding Bulgaria PLC-Sofia	0.950	1.130	88,951	104	95,807.53
Odosos Shiprepair Yard AD-Varna	84.000	99.000	198	12	17,856.00
M+S Hydraulic AD-Kazanlak	7.700	8.250	14,764	63	117,954.45
Monbat AD-Sofia	10.000	10.800	44,912	171	470,131.20
Neochim AD-Dimitrovgrad	52.000	57.000	1,123	33	60,949.50
Regala Invest AD-Varna	2.600	2.600	250	1	650.00
Sirma Group Holding JSC-Sofia	1.030	1.095	416,062	207	442,016.44
Sopharma AD-Sofia	4.200	4.300	630,218	440	2,687,787.26
Sopharma Trading AD-Sofia	7.500	8.400	21,396	105	171,389.20
Stara Planina Hold AD-Sofia	7.700	8.300	11,339	83	90,011.85
CB First Investment Bank AD-Sofia	5.820	6.260	139,805	257	841,324.34
CB Texim Bank AD-Sofia	2.600	3.000	546	3	1,510.40
CB Central Cooperative Bank AD-Sofia	1.700	2.100	534,655	685	1,053,325.42
Trace Group Hold AD-Sofia	4.540	5.000	54,974	134	267,656.34
Bulgarian Real Estate Fund REIT-Sofia	2.080	2.300	98,617	170	217,426.36
Chimimport AD-Sofia	1.800	2.460	3,793,486	2,104	8,522,237.87
Hirmsnab Bulgaria AD-Sofia	42.600	43.200	13,284	4	567,860.80
Holding Varna AD-Varna	33.400	35.000	68,190	35	2,282,942.40
Holding Nov Vek AD-Sofia	13.600	14.800	420	11	5,927.50
CEZ Distribution Bulgaria AD-Sofia	262.000	280.000	852	44	233,018.00

BG REIT in January



BG TR30 in January

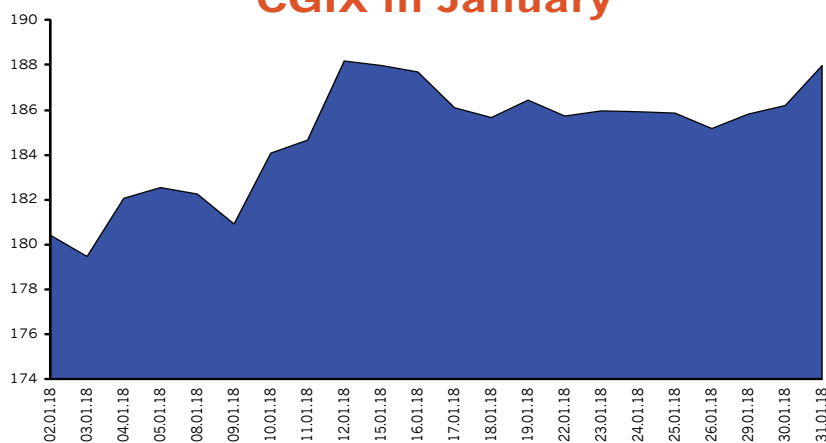


Corporate Governance Index CGIX

CGIX Components

Issuer	Min. price	Max. price	Volume (lots)	Trades	Turnover (BGN)
Agria Group Holding AD-Varna	11.800	12.700	3,206	29	40,203.30
Bulgarian Stock Exchange-Sofia	5.450	6.000	32,151	86	187,158.95
Industrial Holding Bulgaria PLC-Sofia	0.950	1.130	88,951	104	95,807.53
Monbat AD-Sofia	10.000	10.800	44,912	171	470,131.20
Sopharma AD-Sofia	4.200	4.300	630,218	440	2,687,787.26
Stara Planina Hold AD-Sofia	7.700	8.300	11,339	83	90,011.85
CB Central Cooperative Bank AD-Sofia	1.700	2.100	534,655	685	1,053,325.42

CGIX in January



CGIX is the index of the companies enjoying good corporate governance as selected by the National Corporate Governance Commission.

The starting date of calculation of the CGIX is September 19, 2011.

CGIX is an index of the National Corporate Governance Commission but is currently computed and promoted by BSE-Sofia.

The Rules on calculating the Corporate Governance Index (CGIX) are available in Bulgarian at http://download.bse-sofia.bg/others/CGIX_Index_Rules_BG.pdf

Premium Equities Segment* (based on non-consolidated reports**)

Issue	Issuer	P / E	P / S	P / B	P / EBIT	ROA	EBIT / Total Asts.	ROE	EBIT / Equity	Current Ratio	Debt / Equity	Assets Turnover
4CF	CB Central Cooperative Bank AD-Sofia	4.68	1.32	0.51		0.01		0.12				0.04
5F4	CB First Investment Bank AD-Sofia	7.34	1.65	0.69		0.01		0.10				0.04
6C4	Chimimport AD-Sofia	15.73	42.23	0.47	2,147.60	0.02				4.80	0.06	0.04
4KX	Korado Bulgaria AD-Strazhitsa	19.15	1.92	5.47		0.15	0.21	0.23	0.31	3.15	0.22	1.52
5MB	Monbat AD-Sofia	40.98	1.21	2.58	23.31	0.04	0.07	0.06	0.11	1.82	0.49	1.28
3JR	Sopharma AD-Sofia	13.80	2.68	1.12	11.05	0.07	0.08	0.08	0.11	2.81	0.15	0.35

Premium Equities Segment* (based on consolidated reports**)

Issue	Issuer	P / E	P / S	P / B	P / EBIT	ROA	EBIT / Total Asts.	ROE	EBIT / Equity	Current Ratio	Debt / Equity	Assets Turnover
4CF	CB Central Cooperative Bank AD-Sofia	9.73	1.19	0.54				0.06				0.04
5F4	CB First Investment Bank AD-Sofia	6.20	1.57	0.70		0.01		0.12				0.05
6C4	Chimimport AD-Sofia	11.19	1.22	0.42		0.01				1.20	1.88	1.27
4KX	Korado Bulgaria AD-Strazhitsa											
5MB	Monbat AD-Sofia	13.51	1.30	1.97	8.32	0.09	0.15	0.15	0.25	2.32	0.55	0.93
3JR	Sopharma AD-Sofia	10.63	0.57	1.14	6.28	0.06	0.10	0.11	0.19	1.40	0.51	1.10

Standard Equities Segment* (based on non-consolidated reports**)

Issue	Issuer	P / E	P / S	P / B	P / EBIT	ROA	EBIT / Total Asts.	ROE	EBIT / Equity	Current Ratio	Debt / Equity	Assets Turnover
6A8	Advance Equity Holding AD-Sofia		3,145.24	0.37						2.31	0.23	0.03
A72	Agria Group Holding AD-Varna	33.08	17.89	1.98	22.32	0.02	0.03	0.06	0.09	0.70	1.30	0.05
6AB	Albena AD-Albena	14.00	2.97	0.56	14.02	0.03	0.03	0.04	0.04	0.73	0.11	0.16
6AM	Alcomet AD-Shumen	13.80	0.78	1.58	7.43	0.07	0.14	0.12	0.22	1.77	0.43	1.31
A4L	Allterco AD-Sofia	57.92	42.97	1.82		0.03		0.03		0.84	0.23	0.04
6AR	Aroma AD-Sofia	11.27	0.78	0.88	5.49	0.06	0.12	0.08	0.17	2.03	0.18	0.81
6AN	Asenova Krepost AD-Asenovgrad	125.01	0.82	1.13	11.94		0.05	0.01	0.10	2.21	0.61	0.66
A00	BG Agro AD-Varna	121.51	249.73	1.64		0.01		0.01		86.20	0.01	0.01
5BP	Billboard AD-Sofia	23.77	0.88	0.32	4.06	0.01	0.05	0.01	0.08	3.04	0.31	0.25
40E	Bioiasis AD-Sofia					0.11	0.12	0.14	0.15	7.54	0.02	0.28
BPT	Bulgarian Private Equity Fund AD-Sofia			1.30						1,069.67		
5BR	Bulgarian River Shipping AD-Ruse	126.42	1.30	0.31	11.36		0.02		0.03	0.66	0.03	0.20
BSO	Bulgarian Stock Exchange-Sofia	159.85	17.58	3.86	294.46	0.02	0.01	0.02	0.01	10.76	0.01	0.21
57B	Bulgartabac Holding AD-Sofia	2.13	2.44	1.32	4.44	0.59	0.28	0.87	0.42	1.87		0.51
5BN	CB Bulgarian American Credit Bank AD-Sofia	27.04	4.91	1.04		0.01		0.04				0.03
5CP	CB Texim Bank AD-Sofia	171.67	5.08	2.04				0.01				0.07
C81	CBA Asset Management AD-Veliko Tarnovo		0.12	0.12	0.35		0.01		0.14	0.04	32.00	0.02
3CZ	CEZ Distribution Bulgaria AD-Sofia	14.79	1.17	0.89	5.05	0.04	0.13	0.06	0.17	1.44	0.22	0.55
1CZ	CEZ Electro Bulgaria AD-Sofia			1.02						2.18	0.06	
6EG	Dietsmann Energoremont Holding AD-Sofia		2.04	9.94						1.44	1.85	0.87
5DOV	Doverie United Holding PLC-Sofia		197.74	1.10						37.21	0.77	0.02
0EA	Elana Agrocredit AD-Sofia	14.36	52.74	1.22		0.04		0.09		3.13	1.29	0.01
52E	Elhim Iskra AD-Pazardzhik	85.26	0.94	1.01		0.01	0.06	0.01	0.07	10.09	0.02	0.96
57E	EMKA AD-Sevlievo	17.75	0.73	1.89	10.12	0.10	0.17	0.11	0.19	7.13	0.03	2.31
5EO	Etropal AD-Etropole		4.32	4.70	26.15		0.08		0.18	1.19	0.70	0.49
4EH	Eurohold Bulgaria AD-Sofia		1,079.76	0.77						0.05	0.81	0.01
6A9	Favorit Hold AD-Sofia		33.53	0.44						0.15	0.01	0.03
4F6	Fazerles AD-Siliistra		1.68	0.81			0.05		0.05	22.92	0.02	0.45
4F8	Formoplast AD-Kardzhali		13.30	5.54					0.01	3.58	1.38	0.16
5FC	Futures Capital AD-Sofia			27.13						727.00	26.35	

** Financial reports data (ttm)

Methodology for Calculation of Financial Ratios is available at http://download.bse-sofia.bg/pdf/methodology_en.pdf

Financial Ratios

January
2018

Issue	Issuer	P / E	P / S	P / B	P / EBIT	ROA	EBIT / Total Asts.	ROE	EBIT / Equity	Current Ratio	Debt / Equity	Assets Turnover
GTH	Galata Investment Company AD-Varna	119,999.66	327.87	1.58						1.48		
58E	Himsnab Bulgaria AD-Sofia		36.21	1.31						18.07		0.03
6N3	Holding Nov Vek AD-Sofia	60.29	120.47	2.02		0.01		0.03		1.26	2.27	0.04
5V2	Holding Varna AD-Varna	306.09	139.28	1.17	278.56					2.45	0.43	0.02
4HE	Hydraulic Elements and Systems AD-Yambol	21.48	1.75	2.88		0.11	0.19	0.14	0.24	2.30		1.33
4HI	Hydroizomat AD-Sofia	25.27	2.83	0.76		0.03		0.03		6.37	0.02	0.24
4I8	Industrial Capital Holding AD-Sofia	28.40	10,575.33	2.21		0.08		0.08		19.75		0.11
4ID	Industrial Holding Bulgaria PLC-Sofia	5.76	7,586.76	0.43		0.06		0.08		0.03	0.27	0.07
4IN	Investor.BG AD-Sofia		4.32	2.36						0.85	0.01	0.32
4KU	Kauchuk AD-Sofia	41.77	1.03	0.98	20.40	0.02	0.04	0.02	0.05	4.56		0.79
4L4	Lavena AD-Shumen	15.53	1.56	2.24	8.50	0.07	0.13	0.18	0.32	3.54	0.58	0.73
6L1	Lomsko Pivo AD-Lom	46.97	0.33	0.35			0.05	0.01	0.11	0.80	0.40	0.55
5MR	Momina Krepost AD-Veliko Tarnovo		1.51	1.04			0.02		0.02	13.29	0.02	0.61
5MH	M+S Hydraulic AD-Kazanlak	23.02	3.07	4.51	14.02	0.16	0.27	0.20	0.33	3.24		1.22
178B	Neo London Capital PLC-Sofia			1.05						7.05	0.17	
3NB	Neochim AD-Dimitrograd	8.98	0.60	1.22	4.96	0.10	0.17	0.14	0.25	2.13	0.12	1.43
50DE	Odessos Shiprepair Yard AD-Varna	16.85	1.57	0.75	9.61	0.04	0.07	0.04	0.08	3.32		0.44
4O1	Oil and Gas Exploration and Production AD-Sofia	34.53	3.16	0.96	11.62	0.02	0.06	0.03	0.08	2.34	0.05	0.23
5PET	Petrol AD-Sofia		0.10	2.56						1.41	2.16	4.72
OPH	Phoenix Capital Holding AD-Sofia					0.01		0.19		5.62	59.65	
RBL	Real Bulland JSC-Sofia		147.06	1.06						188.88		0.01
RGL	Regala Invest AD-Varna	9,561.26	117.17	2.05			0.01		0.01	0.06	0.12	0.02
6S4	Severcoop Gamza Holding AD-Sofia		323.02	0.73						197.50		0.01
6S5	Sila Holding AD-Stara Zagora	36.59	14,000.00	3.07		0.02		0.09		1.51	2.26	0.10
SKK	Sirma Group Holding JSC-Sofia	23.30	9.46	0.91	15.03	0.04	0.06	0.04	0.06	1.80	0.09	0.09
3JL	Slanchev Bryag AD-Slanchev Bryag		3.38	0.21	22.30		0.01		0.01	0.65	0.02	0.05
6SOA	Sofia Commerce-Pawn Brokerage AD-Sofia	7.41	1.42	0.76	6.42	0.10	0.11	0.10	0.12	21.76	0.01	0.52
OS8	Solarpro Holding AD-Sofia	37.46	7.90	0.72		0.02		0.02		3.11	0.02	0.10
SO5	Sopharma Trading AD-Sofia	20.20	0.41	3.92	16.73	0.05	0.06	0.20	0.24	1.12	2.11	2.24
SL9	Sparky Eltos AD-Lovech		0.31	0.28						6.30	1.96	0.18
OSP	Speedy AD-Sofia	25.21	2.20	4.89	14.10	0.11	0.19	0.20	0.35	0.92	0.50	1.24
3NJ	SS Konstantine And Elena Holding AD-Varna	9.92	6.85	1.15	29.00	0.07	0.02	0.12	0.04	0.43	0.26	0.10
5SR	Stara Planina Hold AD-Sofia	30.18	2,140.38	4.37		0.13		0.15		3.50		0.16
3MZ	Svilosa AD-Svishtov		107.58	2.74						5.59		0.02
6S7	Synergon Holding AD-Sofia	34.62	73.98	0.18				0.01		7.28	0.06	0.06
EHN	Synthetica AD-Sofia	170.50	3,937.50	9.01		0.03		0.05		4.83	0.46	
7TH	Tchaikapharma High Quality Medicines AD-Sofia	66.40	14.30	6.67		0.08	0.13	0.10	0.16	4.41	0.14	0.37
T24	TK-Hold PLC-Sofia	12.81	2,577.39	0.72		0.03		0.06		1.31		0.05
5T6	Todoroff AD-Sofia		0.55	2.31						0.42	3.76	0.47
3TV	Toplivo AD-Sofia		0.13	0.19	9.73		0.01		0.02	1.75	0.35	0.95
T57	Trace Group Hold AD-Sofia	26.46	0.68	1.19	58.90	0.02	0.01	0.05	0.02	1.33	0.19	0.95
59X	Unipharm AD-Sofia	20.66	1.35	1.39		0.06	0.16	0.07	0.19	5.42	0.03	0.93
4V5	Varna-Plod AD-Varna					0.08	0.05	0.08	0.06	5.17		0.11
1VX	Velgraf Asset Management AD-Sofia	147.36	21.52	1.66	28.89	0.01	0.04	0.02	0.09	1.54	0.41	0.06
4PX	Yuri Gagarin PLC-Plovdiv	5.25	0.26	0.43	2.16	0.06	0.14	0.08	0.21	1.33	0.18	1.16
T43	Zarneni Hrani Bulgaria AD-Sofia	21.14	53.34	0.28		0.01		0.01		2.23	0.02	
3ZL	Zlatni Pyasatsi AD-Varna		1.97	0.22	10.91		0.02		0.02	10.01	0.01	0.11

* Ratios are calculated on the base of the last weighted-average price as of the end of the month

** Financial reports data (ttm)

Methodology for Calculation of Financial Ratios is available at http://download.bse-sofia.bg/pdf/methodology_en.pdf

Standard Equities Segment* (based on consolidated reports**)

Issue	Issuer	P / E	P / S	P / B	P / EBIT	ROA	EBIT / Total Asts.	ROE	EBIT / Equity	Current Ratio	Debt / Equity	Assets Turnover
6A8	Advance Equity Holding AD-Sofia		0.97	0.83						1.86	1.09	0.33
A72	Agria Group Holding AD-Varna	9.68	0.49	0.88	4.97	0.03	0.07	0.10	0.19	1.17	1.55	0.67
6AB	Albena AD-Albena	16.67	2.09	0.55	9.44	0.03	0.05	0.04	0.06	0.92	0.16	0.21
6AM	Alcomet AD-Shumen		1.59							1.77	0.43	
A4L	Allterco AD-Sofia	40.00	0.82	1.29	18.81	0.02	0.05	0.03	0.07	1.57	0.07	1.21
6AR	Aroma AD-Sofia	11.28	0.78	0.88	5.49	0.06	0.12	0.08	0.17	2.03	0.18	0.81
6AN	Asenova Krepost AD-Asenovgrad	179.04	0.81	1.12	12.06		0.04	0.01	0.09	2.26	0.60	0.66
A00	BG Agro AD-Varna	20.51	1.00	1.35	12.57	0.04	0.07	0.07	0.11	1.41	0.32	0.91
5BP	Billboard AD-Sofia	14.24	0.19	0.32	1.57	0.01	0.08	0.02	0.21	0.98	0.91	0.65
BPT	Bulgarian Private Equity Fund AD-Sofia		1.31							402.75		
5BR	Bulgarian River Shipping AD-Ruse		0.98	0.28	7.52		0.03		0.04	1.17	0.03	0.25
BSO	Bulgarian Stock Exchange-Sofia	148.91	16.74	3.86	251.04	0.02	0.01	0.03	0.02	10.33	0.01	0.22
57B	Bulgartabac Holding AD-Sofia	12.26	0.34	0.66	3.56	0.02	0.07	0.05	0.18	0.80	0.40	0.76
5BN	CB Bulgarian American Credit Bank AD-Sofia	32.85	4.88	1.30				0.03				0.03
5CP	CB Texim Bank AD-Sofia	22.91	6.15	1.97		0.02		0.09				0.06
3CZ	CEZ Distribution Bulgaria AD-Sofia	14.10	1.16	0.88	4.66	0.04	0.14	0.06	0.19	1.45	0.23	0.55
6EG	Dietsmann Energoremont Holding AD-Sofia		1.84	12.07						1.36	2.47	0.77
5DOV	Doverie United Holding PLC-Sofia		0.28	0.56	11.95		0.02		0.04	0.90	0.74	0.74
57E	EMKA AD-Sevlievo	4.91	0.23	1.00	3.78					4.34	0.53	
5EO	Etropal AD-Etropole		4.26	4.61	26.23		0.08		0.18	1.22	0.69	0.49
4EH	Eurohold Bulgaria AD-Sofia	142.50	0.19	1.98	20.12		0.01	0.02	0.11	1.09	3.31	1.00
6A9	Favorit Hold AD-Sofia		0.10							0.88	0.36	
5FC	Futures Capital AD-Sofia	917.45	388.15	28.59	630.75	0.03	0.04	0.03	0.05	0.57	0.01	0.07
58E	Himsnab Bulgaria AD-Sofia	8.08	3.37	0.91	7.41	0.07	0.07	0.12	0.13	3.49	0.40	0.16
6N3	Holding Nov Vek AD-Sofia		4.09							1.16	5.84	
5V2	Holding Varna AD-Varna	256.29	3.02	1.16	25.40		0.02		0.05	1.33	1.18	0.17
4HI	Hydroizomat AD-Sofia	26.64	2.83	0.79		0.03		0.03		6.06	0.02	0.25
4I8	Industrial Capital Holding AD-Sofia	13.42	0.25	1.17	1.81	0.03	0.19	0.09	0.67	4.08	0.05	1.40
4ID	Industrial Holding Bulgaria PLC-Sofia		0.91	0.31	3.76		0.05		0.08	0.33	0.42	0.21
4IN	Investor.BG AD-Sofia		2.91	3.37						0.96	0.84	0.36
4KU	Kauchuk AD-Sofia	99.36	1.06	1.00	22.25	0.01	0.04	0.01	0.05	4.74		0.76
4L4	Lavena AD-Shumen	14.28	1.49	2.53	7.96	0.08	0.14	0.20	0.36	1.90	1.18	0.73
5MH	M+S Hydraulic AD-Kazanlak	24.00	3.03	4.74	14.26	0.16	0.27	0.20	0.34	3.06		1.28
3NB	Neochim AD-Dimitrovgrad	9.06	0.59	1.28	4.03	0.10	0.22	0.14	0.32	1.84	0.12	1.47
5ODE	Odessos Shiprepair Yard AD-Varna	16.69	1.68	0.78	12.82	0.04	0.05	0.05	0.06	3.53	0.14	0.38
4O1	Oil and Gas Exploration and Production AD-Sofia	31.42	2.38	0.92	11.65	0.02	0.06	0.03	0.08	3.02	0.04	0.29
6S4	Severcoop Gamza Holding AD-Sofia	5.63	3.60	0.75	65.70	0.11	0.01	0.13	0.01	97.36		0.29
6S5	Sila Holding AD-Stara Zagora	40.23	3.58			0.01		0.09		1.22	5.10	0.03
SKK	Sirma Group Holding JSC-Sofia	23.81	1.22	0.76	4.14	0.02	0.13	0.03	0.19	1.38	0.11	0.43
3JL	Slanchev Bryag AD-Slanchev Bryag		1.06							10.04		
OS8	Solarpro Holding AD-Sofia	211.55	2.40	0.63	6.18		0.06		0.11	3.14	0.66	0.17
SO5	Sopharma Trading AD-Sofia	27.45	0.40	4.30	19.39	0.03	0.05	0.15	0.22	1.14	2.50	2.27
SL9	Sparky Eltos AD-Lovech		0.27	0.41						3.25	3.23	0.18
OSP	Speedy AD-Sofia	26.40	1.43	5.20	12.17	0.10	0.21	0.20	0.43	1.17	0.54	1.76
3NJ	SS Konstantine And Elena Holding AD-Varna	27.28	2.27	1.24	7.98	0.02	0.05	0.05	0.17	0.33	1.35	0.19
5SR	Stara Planina Hold AD-Sofia	21.68	0.81	1.83	5.10	0.04	0.16	0.09	0.36	3.43	0.02	1.03
3MZ	Svilosa AD-Svishtov	6.44	1.08	1.10	4.65	0.14	0.20	0.19	0.27	6.24	0.14	0.85
6S7	Synergion Holding AD-Sofia		0.09	0.10	3.74		0.02		0.03	1.12	0.29	0.75

* Ratios are calculated on the base of the last weighted-average price as of the end of the month

** Financial reports data (ttm)

Methodology for Calculation of Financial Ratios is available at http://download.bse-sofia.bg/pdf/methodology_en.pdf

Financial Ratios

January
2018

Issue	Issuer	P / E	P / S	P / B	P / EBIT	ROA	EBIT / Total Asts.	ROE	EBIT / Equity	Current Ratio	Debt / Equity	Assets Turnover
EHN	Synthetica AD-Sofia	168.90	2.58	6.30	14.20	0.01	0.13	0.04	0.46	1.46	1.42	0.69
T24	TK-Hold PLC-Sofia	9.06	0.54	0.33	2.30	0.03	0.11	0.04	0.15	4.74	0.02	0.50
3TV	Toplivo AD-Sofia		0.09	0.19	4.81		0.03		0.04	1.18	0.44	1.34
T57	Trace Group Hold AD-Sofia		0.42	1.29	119.63				0.01	1.10	0.22	1.23
1VX	Velgraf Asset Management AD-Sofia			1.66						1.54	0.43	
4PX	Yuri Gagarin PLC-Plovdiv			0.43						1.37	0.26	
T43	Zarneni Hrani Bulgaria AD-Sofia		0.71	0.30	5.41		0.03		0.05	1.36	0.30	0.19
3ZL	Zlatni Pyasatsi AD-Varna	24.77	0.85	0.23	4.49	0.01	0.05	0.01	0.05	9.03	0.01	0.26

SPVs Segment* (based on non-consolidated reports**)

Issue	Issuer	P / E	P / S	P / B	P / EBIT	ROA	EBIT / Total Asts.	ROE	EBIT / Equity	Current Ratio	Debt / Equity	Assets Turnover
6A6	Advance Terrafund REIT-Sofia	15.42	5.54	0.85		0.05	0.05	0.06	0.06	7.61	0.02	0.15
6AG	Agro Finance REIT-Plovdiv	20.57	18.97	1.98		0.09	0.09	0.10	0.10	0.88		0.10
6A7	Agroenergy Invest REIT-Sofia					0.03	0.04	0.04	0.04	165.19	0.14	0.10
5AX	Aktiv Properties REIT-Plovdiv		28.79	0.56						0.14	0.13	0.02
28R	Arco Real Estate Fund REIT-Sofia					0.07		0.07		312.00		
5H4	Balkan and Sea Properties REIT-Varna		80.28	1.96						67.19	1.00	0.02
5BU	Bulgarian Real Estate Fund REIT-Sofia	7.64	5.12	0.59		0.07	0.07	0.08	0.08	2.73	0.14	0.10
5BD	Bulland Investments REIT-Sofia			0.80						0.44	0.23	
E7P	Expat Beta REIT-Sofia	72.33	4.71	0.85	72.33	0.01	0.01	0.01	0.01		0.26	0.14
6F3	FairPlay Properties REIT-Sofia		9.94	0.49			0.01		0.01	2.34	0.20	0.03
6BMA	Fund Estates REIT-Sofia		1.84	0.49						0.09	23.54	0.01
4IC	Intercapital Property Development REIT-Sofia		0.20	0.40						0.18	15.99	0.07
4PY	Prime Property BG REIT-Sofia		21.35	0.66						19.56		0.03
6S6	Sopharma Properties REIT-Sofia	165.28	12.19	2.52		0.01	0.08	0.02	0.14	0.17	0.47	0.12

* Ratios are calculated on the base of the last weighted-average price as of the end of the month

** Financial reports data (ttm)

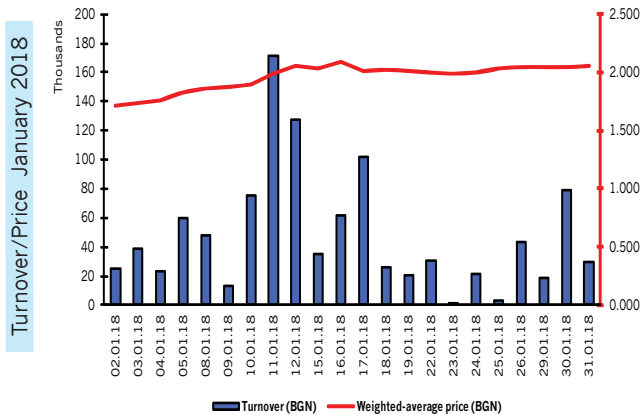
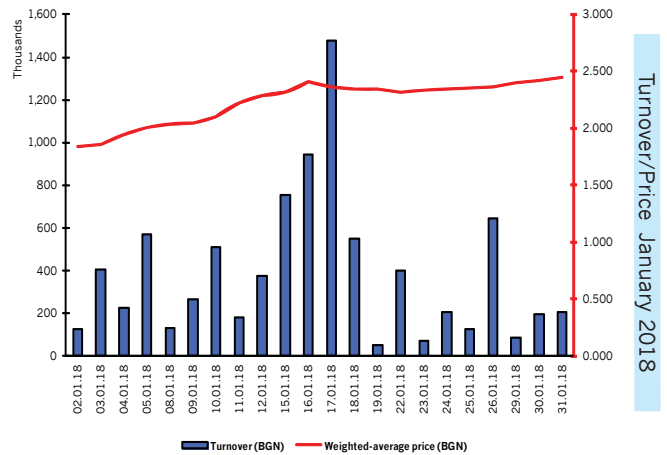
Methodology for Calculation of Financial Ratios is available at http://download.bse-sofia.bg/pdf/methodology_en.pdf

Top 5 Stocks by Trades

January 2018

Chimimport

BSE code of the issue	6C4
Volume of the issue (common shares)	239,646,267
Nominal value (BGN per share)	1.00
Gross dividend 2016 (BGN per share)	0.0540
Trading on regulated market as from the beginning of the year	
Volume in lots	3,793,486
Value in BGN	8,522,237.87
Trades	2,104
OTC trades as from the beginning of the year	
Value in BGN	0.00
Volume in lots	0

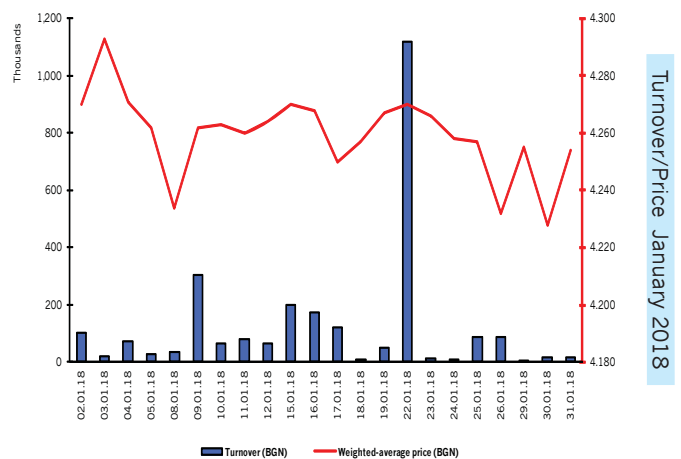


Central Cooperative Bank

BSE code of the issue	4CF
Volume of the issue (common shares)	113,154,291
Nominal value (BGN per share)	1.00
Gross dividend 2016 (BGN per share)	0.00
Trading on regulated market as from the beginning of the year	
Volume in lots	534,655
Value in BGN	1,053,325.42
Trades	685
OTC trades as from the beginning of the year	
Value in BGN	0.00
Volume in lots	0

Sopharma

BSE code of the issue	3JR
Volume of the issue (common shares)	134,797,899
Nominal value (BGN per share)	1.00
Gross dividend 2016 (BGN per share)	0.1000
Trading on regulated market as from the beginning of the year	
Volume in lots	630,218
Value in BGN	2,687,787.26
Trades	440
OTC trades as from the beginning of the year	
Value in BGN	45,368.00
Volume in lots	21,200

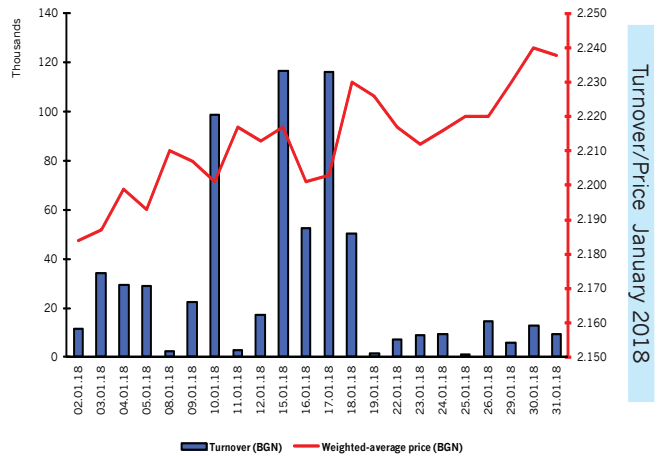


Top 5 Stocks by Trades

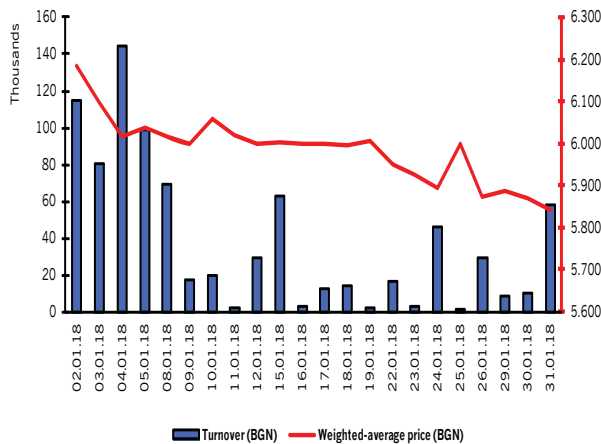
January
2018

Advance Terrafund REIT

BSE code of the issue	6A6
Volume of the issue (common shares)	85,110,091
Nominal value (BGN per share)	1.00
Gross dividend 2016 (BGN per share)	0.1700
Trading on regulated market as from the beginning of the year	
Volume in lots	296,121
Value in BGN	653,887.70
Trades	308
OTC trades as from the beginning of the year	
Value in BGN	0.00
Volume in lots	0



Turnover/Price January 2018



First Investment Bank

BSE code of the issue	5F4
Volume of the issue (common shares)	110,000,000
Nominal value (BGN per share)	1.00
Gross dividend 2016 (BGN per share)	0.00
Trading on regulated market as from the beginning of the year	
Volume in lots	139,805
Value in BGN	841,324.34
Trades	257
OTC trades as from the beginning of the year	
Value in BGN	46,132.80
Volume in lots	16,800