

**February  
2024**

# **MONTHLY BULLETIN**



**БФБ**

**BULGARIAN STOCK EXCHANGE**  
1000 Sofia, 6 Tri ushi St.  
Tel: (+359 2) 937 09 45; 937 09 34  
<http://www.bse-sofia.bg>; e-mail: [bse@bse-sofia.bg](mailto:bse@bse-sofia.bg)

# General Statistics

February  
2024

Capitalization of BSE Main Market		Change	
As of 29 February 2024			
Market Segment	Capitalization	January * 2024	February * 2023
Premium Equities Segment	3 399 505 233.46	-0.69%	43.28%
Standard Equities Segment	7 893 360 618.11	0.27%	3.34%
Special Purpose Vehicles Segment	1 275 331 836.07	0.66%	10.65%
<b>Total Capitalization of BSE Main Market</b>	<b>12 568 197 687.64</b>	<b>0.05%</b>	<b>12.58%</b>

\* as of the end of the period

Issues admitted to trading on BSE Main Market			
Market Segment	Number of new issues	Number of delisted issues	Number of listed issues as of the end of the month
Premium Equities Segment	0	0	10
Standard Equities Segment	0	0	56
Special Purpose Vehicles Segment	0	0	17
Bonds Segment	3	0	100
Compensatory Instruments Segment	0	0	3
Exchange Traded Products Segment	0	0	21
Subscription Rights Segment	1	0	1
Initial Public Offering Segment	0	0	0
Government Securities Segment	0	0	15
<b>TOTAL :</b>	<b>4</b>	<b>0</b>	<b>223</b>

\* as of the end of the period

## BSE Indices

### SOFIX

Value *	788.42
Monthly change	0.22%
Annual change	25.37%
P/E **	12.82
P/B **	1.70

### BGBX 40

Value *	162.27
Monthly change	0.06%
Annual change	13.52%
P/E **	14.79
P/B **	1.67

### BG TR30

Value *	805.81
Monthly change	-0.25%
Annual change	9.44%
P/E **	42.32
P/B **	2.08

### BG REIT

Value *	190.87
Monthly change	0.29%
Annual change	2.30%
P/E **	23.78
P/B **	2.46

\* Values as of 29 February 2024

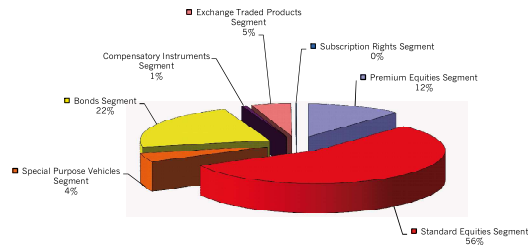
\*\* P (prices) are weighted-average

\*\* Financial reports data (ttm)

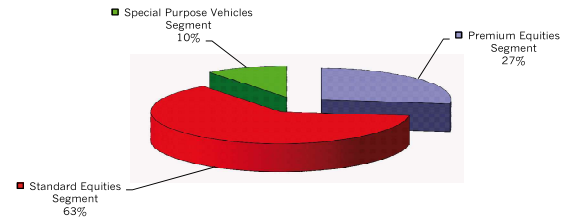
## Monthly Trading by BSE Main Market Segments

Market Segment	February 2024			Change in turnover (%)	
	Trades	Turnover (BGN)	Volume (lots)	January 2024	February 2023
Premium Equities Segment	2 605	7 537 536	1 701 033	-30.52%	82.93%
Standard Equities Segment	1 788	35 207 858	16 305 312	131.77%	240.99%
Special Purpose Vehicles Segment	389	2 792 634	737 789	76.91%	272.04%
Bonds Segment	23	14 250 056	10 486	542.87%	840.12%
Compensatory Instruments Segment	31	384 432	980 414	798.77%	116.49%
Exchange Traded Products Segment	66	3 138 952	1 662 854	1531.82%	-18.08%
Subscription Rights Segment	378	73 738	1 468 131	n/a	25239.41%
Initial Public Offering Segment	0	0	0	n/a	n/a
Government Securities Segment	0	0	0	n/a	n/a
Privatisation Segment	0	0	0	n/a	n/a
<b>TOTAL:</b>	<b>5 280</b>	<b>63 385 206</b>	<b>22 866 019</b>	<b>110.80%</b>	<b>205.89%</b>

### Turnover by Segments of BSE Main Market



### Capitalization by Segments of BSE Main Market



### New issues admitted to trading on the BSE Main Market in February

Issue	Issuer	First Trading Day	Currency	Amount of the issue in the respective currency	Market Segment
FIDB	Finance Direct AD	13.02.2024	EUR	1 500 000	Bonds Segment
ZENB	Zenith Properties REIT	20.02.2024	EUR	11 000 000	Bonds Segment
NISB	Real Estate Sofia REIT	13.02.2024	BGN	22 000 000	Bonds Segment

### Daily-Average Trading by BSE Main Market Segments

Market Segment	February 2024			Change in turnover (%)	
	Trades	Turnover (BGN)	Volume (lots)	January 2024	February 2023
Premium Equities Segment	124	358 930	81 002	-27.21%	74.22%
Standard Equities Segment	85	1 676 565	776 443	142.81%	224.76%
Special Purpose Vehicles Segment	19	132 983	35 133	85.34%	254.32%
Bonds Segment	1	678 574	499	573.48%	795.35%
Compensatory Instruments Segment	1	18 306	46 686	841.57%	106.19%
Exchange Traded Products Segment	3	149 474	79 184	1609.52%	-21.99%
Subscription Rights Segment	18	3 511	69 911	n/a	24032.77%
Initial Public Offering Segment	0	0	0	n/a	n/a
Government Securities Segment	0	0	0	n/a	n/a
Privatisation Segment	0	0	0	n/a	n/a
<b>TOTAL:</b>	<b>251</b>	<b>3 018 343</b>	<b>1 088 858</b>	<b>120.84%</b>	<b>191.32%</b>

Number of trading sessions in February

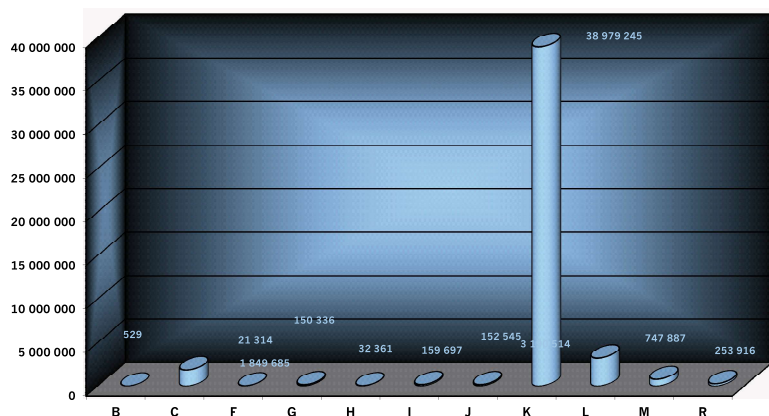
21

Monthly Average USD/BGN Exchange Rate

1.8118

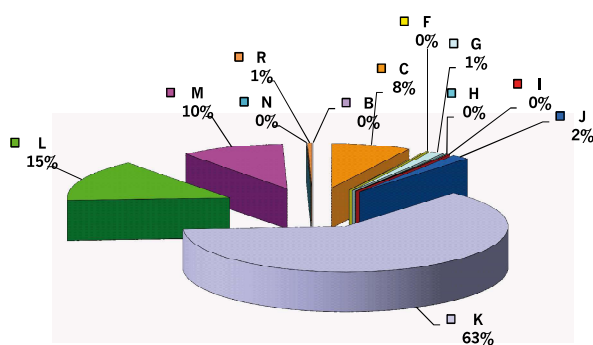
Trading by sections under NACE, Rev. 2		Trades	Volume (lots)	Turnover (BGN)
B	Mining and quarrying	2	86	528.50
C	Manufacturing	816	328 390	1 849 684.52
F	Construction	10	5 140	21 314.00
G	Wholesale and retail trade; repair of motor vehicles and motorcycles	141	60 687	150 335.93
H	Transportation and storage	12	728	32 361.06
I	Accommodation and food service activities	29	5 910	159 696.80
J	Information and communication	54	69 693	152 545.24
K	Financial and insurance activities	3 048	17 279 566	38 979 245.19
L	Real estate activities	100	782 897	3 190 513.64
M	Professional, scientific and technical activities	410	193 879	747 886.69
R	Arts, entertainment and recreation	160	17 158	253 916.20

### Share of sections under NACE, Rev. 2 in the total turnover (BGN) on the BSE Main Market in February



- B Mining and quarrying
- C Manufacturing
- F Construction
- G Wholesale and retail trade; repair of motor vehicles and motorcycles
- H Transportation and storage
- I Accommodation and food service activities
- J Information and communication
- K Financial and insurance activities
- L Real estate activities
- M Professional, scientific and technical activities
- R Arts, entertainment and recreation

### Share of sections under NACE, Rev. 2 in the total turnover on the BSE Main Market in the last 365 days



- B Mining and quarrying
- C Manufacturing
- F Construction
- G Wholesale and retail trade; repair of motor vehicles and motorcycles
- H Transportation and storage
- I Accommodation and food service activities
- J Information and communication
- K Financial and insurance activities
- L Real estate activities
- M Professional, scientific and technical activities
- N Administrative and support service activities
- R Arts, entertainment and recreation

### TOP 5

### Liquidity Ranking

Issuer	Trades	Volume (lots)	Turnover (BGN)
CB First Investment Bank AD-Sofia	971	766 898	2 030 077.60
Shelly Group AD	565	55 900	3 232 976.80
Doverie United Holding PLC	444	82 954	761 893.28
Sopharma AD-Sofia	351	121 970	724 386.30
Advance Terrafund REIT-Sofia	224	293 847	976 682.66

### TOP 5

### Members

Trades	Turnover (BGN)
Inv. Intermediary "Karoll" AD 4 236	Inv. Intermediary "First Financial Brokerage House" EOOD 48 295 693.70
Inv. Intermediary "Elana Trading" AD 2 493	CB "Central Cooperative Bank" AD 16 565 976.67
Inv. Intermediary "BenchMark Finance" AD 1 005	Inv. Intermediary "ABV Investments" EOOD 11 842 141.91
Inv. Intermediary "First Financial Brokerage House" EOOD 671	Inv. Intermediary "Euro - Finance" AD 10 300 695.29
Inv. Intermediary "UG Market" EAD 450	Inv. Intermediary "Real Finance" AD 9 454 389.12

### TOP 30

### Capitalization as of 29 February 2024

Issues of shares on the BSE Main Market

Issue	Issuer	Nominal (BGN)	Amount (Shares)	Closing price (BGN)	Capitalization (BGN)
THQM	Tchaikapharma High Quality Medicines AD-Sofia	1.00	88 800 000	17.1000	1 518 480 000.00
SLYG	Shelly Group AD	1.00	18 050 945	59.2000	1 068 615 944.00
SFA	Sopharma AD-Sofia	1.00	172 590 578	6.1600	1 063 157 960.48
SPDY	Speedy AD-Sofia	1.00	5 377 619	142.0000	763 621 898.00
MSH	M+S Hydraulic AD-Kazanlak	1.00	39 445 200	10.8000	426 008 160.00
FIB	CB First Investment Bank AD-Sofia	1.00	149 084 800	2.8000	417 437 440.00
GR6	Gradus AD-Stara Zagora	1.00	243 608 710	1.4500	353 232 629.50
EUBG	Eurohold Bulgaria AD	1.00	260 500 000	1.3000	338 650 000.00
VAM	Velgraf Asset Management AD-Sofia	1.00	68 979 758	4.6800	322 825 267.44
ATER	Advance Terrafund REIT-Sofia	1.00	85 110 091	3.3400	284 267 703.94
HVAR	Holding Varna AD	1.00	6 485 897	43.8000	284 082 288.60
SPH	Stara Planina Hold AD-Sofia	1.00	21 000 000	10.6000	222 600 000.00
SFI	Sopharma Properties REIT-Sofia	1.00	21 951 320	9.2000	201 952 144.00
TIB	Telematic Interactive Bulgaria AD-Sofia	1.00	12 960 018	15.2000	196 992 273.60
DUH	Doverie United Holding PLC	1.00	21 499 855	9.1400	196 508 674.70
CCB	CB Central Cooperative Bank AD	1.00	127 129 970	1.5300	194 508 854.10
ODES	Odessos Shiprepair Yard AD-Varna	1.00	586 642	328.0000	192 418 576.00
SFT	Sopharma Trading AD-Sofia	1.00	34 276 050	5.6000	191 945 880.00
GTH	Galata Investment Company AD-Varna	1.00	68 571 234	2.5000	171 428 085.00
CHIM	Chimimport AD-Sofia	1.00	239 646 267	0.7060	169 190 264.50
HRZ	Rodna Zemya Holding AD-Sofia	1.00	56 010 597	3.0200	169 152 002.94
IHB	Industrial Holding Bulgaria PLC-Sofia	1.00	96 808 417	1.6800	162 638 140.56
SYN	Synthetica AD-Sofia	1.00	3 000 000	53.5000	160 500 000.00
BSP	Balkan and Sea Properties REIT-Varna	1.00	6 925 156	23.0000	159 278 588.00
CHSB	Himsnab Bulgaria AD-Sofia	1.00	2 494 631	61.0000	152 172 491.00
MONB	Monbat AD	1.00	39 000 000	3.7800	147 420 000.00
AGH	Agria Group Holding AD-Varna	1.00	6 800 000	20.3000	138 040 000.00
CAPM	Capital Management SPV-Sofia	1.00	1 758 296	78.0000	137 147 088.00
ALCM	Alcomet AD-Shumen	1.00	17 952 959	6.8500	122 977 769.15
HSI	Sila Holding AD	1.00	36 852 997	3.2000	117 929 590.40

### Premium Equities Segment

Issue	Issuer	Nominal (BGN)	Amount (Shares)	Closing price (BGN)	Capitalisation (BGN)
AGH	Agria Group Holding AD-Varna	1.00	6 800 000	20.3000	138 040 000.00
BSE	Bulgarian Stock Exchange-Sofia	1.00	6 582 860	15.3500	101 046 901.00
CCB	CB Central Cooperative Bank AD	1.00	127 129 970	1.5300	194 508 854.10
CHIM	Chimimport AD-Sofia	1.00	239 646 267	0.7060	169 190 264.50
FIB	CB First Investment Bank AD-Sofia	1.00	149 084 800	2.8000	417 437 440.00
KBG	Korado Bulgaria AD-Strazhitsa	1.00	13 168 614	4.4000	57 941 901.60
MONB	Monbat AD	1.00	39 000 000	3.7800	147 420 000.00
SFA	Sopharma AD-Sofia	1.00	172 590 578	6.1600	1 063 157 960.48
SGH	Sirma Group Holding AD-Sofia	1.00	59 360 518	0.7100	42 145 967.78
SLYG	Shelly Group AD	1.00	18 050 945	59.2000	1 068 615 944.00

### Standard Equities Segment

Issue	Issuer	Nominal (BGN)	Amount (Shares)	Closing price (BGN)	Capitalisation (BGN)
ALB	Albena AD-Albena	1.00	4 273 126	27.0000	115 374 402.00
ALCM	Alcomet AD-Shumen	1.00	17 952 959	6.8500	122 977 769.15
ASKR	Asenova Krepost AD	3.00	4 296 006	15.2000	65 299 291.20
BNR	Bianor Holding AD-Sofia	1.00	6 875 514	4.0800	28 052 097.12
BBRD	Billboard AD-Sofia	1.00	15 000 000	0.4900	7 350 000.00
BRP	Bulgarian River Shipping AD-Ruse	1.00	35 708 674	0.7500	26 781 505.50
BMTL	Bulmetal AD	1.00	7 155 179	8.5500	61 176 780.45
TXIM	CB Texim Bank AD-Sofia	1.00	33 595 036	3.4600	116 238 824.56
DUH	Doverie United Holding PLC	1.00	21 499 855	9.1400	196 508 674.70
EAC	Elana Agrocredit AD-Sofia	1.00	36 629 925	1.0800	39 560 319.00
11C	Eleven Capital AD-Sofia	1.00	2 301 528	17.5000	40 276 740.00
ELHM	Elhim Iskra AD-Pazardzhik	1.00	25 108 410	0.8800	22 095 400.80
EMKA	EMKA AD-Sevlievo	1.00	43 399 452	2.0800	90 270 860.16
ETR	Etropal AD-Etropole	1.00	5 000 000	4.4000	22 000 000.00
EUBG	Eurohold Bulgaria AD	1.00	260 500 000	1.3000	338 650 000.00
FZLS	Fazerles AD-Silistra	1.00	515 000	16.5000	8 497 500.00
FORM	Formoplast AD-Kardzhali	1.00	3 798 905	6.2000	23 553 211.00
GTH	Galata Investment Company AD-Varna	1.00	68 571 234	2.5000	171 428 085.00
GR6	Gradus AD-Stara Zagora	1.00	243 608 710	1.4500	353 232 629.50
CHSB	Himsnab Bulgaria AD-Sofia	1.00	2 494 631	61.0000	152 172 491.00
HCEN	Holding Center AD-Sofia	1.00	735 910	39.6000	29 142 036.00
HNVK	Holding Nov Vek AD	1.00	5 610 437	21.0000	117 819 177.00
HSOF	Holding Sveta Sofia AD-Sofia	1.00	9 940 391	3.5000	34 791 368.50
HVAR	Holding Varna AD	1.00	6 485 897	43.8000	284 082 288.60
HES	Hydraulic Elements and Systems /HES/ AD-Yambol	1.00	18 193 752	5.5000	100 065 636.00
HIKA	Industrial Capital Holding AD-Sofia	1.00	15 864 544	3.0000	47 593 632.00
IHB	Industrial Holding Bulgaria PLC-Sofia	1.00	96 808 417	1.6800	162 638 140.56
IDH	Industry Development Holding AD-Sofia	1.00	9 980 925	2.6600	26 549 260.50
IBG	Investor.BG AD-Sofia	1.00	4 782 362	21.0000	100 429 602.00
LAV	Lavena AD	1.00	9 919 410	2.1000	20 830 761.00
MSH	M+S Hydraulic AD-Kazanlak	1.00	39 445 200	10.8000	426 008 160.00
NLC	Neo London Capital PLC	100.00	99 950	204.0000	20 389 800.00
NEOH	Neochim AD-Dimitrovgrad	1.00	2 654 358	21.1000	56 006 953.80
ODES	Odessos Shiprepair Yard AD-Varna	1.00	586 642	328.0000	192 418 576.00
NGAZ	Oil and Gas Exploration and Production AD-Sofia	1.00	12 228 062	6.2500	76 425 387.50
PET	Petrol AD	4.00	27 312 403	0.9100	24 854 286.73
HRZ	Rodna Zemya Holding AD-Sofia	1.00	56 010 597	3.0200	169 152 002.94
GAMZ	Severcoop Gamza Holding AD-Sofia	2.00	5 347 798	4.2000	22 460 751.60
HSI	Sila Holding AD	1.00	36 852 997	3.2000	117 929 590.40

# Capitalisation by Issues

February  
2024

Issue	Issuer	Nominal (BGN)	Amount (Shares)	Closing price (BGN)	Capitalisation (BGN)
SCOM	Sofia Commerce-Pawn Brokerage AD-Sofia	1.00	8 937 384	3.5400	31 638 339.36
SFT	Sopharma Trading AD-Sofia	1.00	34 276 050	5.6000	191 945 880.00
SPDY	Speedy AD-Sofia	1.00	5 377 619	142.0000	763 621 898.00
SKEH	SS Konstantine and Elena Holding AD	1.00	2 309 561	22.0000	50 810 342.00
SPH	Stara Planina Hold AD-Sofia	1.00	21 000 000	10.6000	222 600 000.00
SNRG	Synergion Holding AD-Sofia	1.00	18 358 849	1.2700	23 315 738.23
SYN	Synthetica AD-Sofia	1.00	3 000 000	53.5000	160 500 000.00
THQM	Tchaikapharma High Quality Medicines AD-Sofia	1.00	88 800 000	17.1000	1 518 480 000.00
TBS	Telelink Business Services Group AD-Sofia	1.00	12 500 000	9.3500	116 875 000.00
TIB	Telematic Interactive Bulgaria AD-Sofia	1.00	12 960 018	15.2000	196 992 273.60
TCH	TK-Hold PLC	1.00	8 539 384	8.2000	70 022 948.80
TOPL	Toplivo AD-Sofia	1.00	5 416 829	4.7000	25 459 096.30
T57	Trace Group Hold AD-Sofia	1.00	24 200 000	4.3000	104 060 000.00
VAM	Velgraf Asset Management AD-Sofia	1.00	68 979 758	4.6800	322 825 267.44
WMG	Web Media Group AD-Sofia	1.00	7 840 000	1.6000	12 544 000.00
ZHBG	Zarneni Hrani Bulgaria AD-Sofia	1.00	195 660 287	0.1300	25 435 837.31
HLEV	Zlaten Lev Holding AD	1.00	6 481 960	3.8800	25 150 004.80

## Special Purpose Vehicles Segment

Issue	Issuer	Nominal (BGN)	Amount (Shares)	Closing price (BGN)	Capitalisation (BGN)
AKTV	Aktiv Properties REIT	9.00	2 192 011	6.4000	14 028 870.40
ALT	Alteron REIT-Varna	1.00	1 504 998	25.0000	37 624 950.00
ATER	Advance Terrafund REIT-Sofia	1.00	85 110 091	3.3400	284 267 703.94
BPF	Bravo Property Fund REIT-Sofia	1.00	36 700 000	1.0900	40 003 000.00
BREF	Bulgarian Real Estate Fund REIT-Sofia	1.00	34 641 925	2.5800	89 376 166.50
BRF	Bulgarian Receivables Fund SPE-Sofia	1.00	1 500 000	1.4700	2 205 000.00
BSP	Balkan and Sea Properties REIT-Varna	1.00	6 925 156	23.0000	159 278 588.00
CAPM	Capital Management SPV-Sofia	1.00	1 758 296	78.0000	137 147 088.00
EXPR	Exclusive Property REIT-Sofia	1.00	9 452 340	1.9500	18 432 063.00
FAM	Finance Assistance Management SPV-Sofia	1.00	650 000	4.1400	2 691 000.00
FPP	FairPlay Properties REIT-Sofia	1.00	78 545 400	0.8750	68 727 225.00
LAND	Bulland Investments REIT-Sofia	1.00	15 008 125	0.9250	13 882 515.63
PREM	Premier Fund REIT-Varna	1.00	1 799 999	13.2000	23 759 986.80
RPF	Roi Property Fund REIT-Sofia	1.00	6 162 500	8.5000	52 381 250.00
SBPF	Super Borovetz Property Fund REIT-Burgas	1.00	23 379 995	3.0400	71 075 184.80
SFB	Sopharma Buildings REIT	1.00	3 899 940	15.0000	58 499 100.00
SFI	Sopharma Properties REIT-Sofia	1.00	21 951 320	9.2000	201 952 144.00



# Trade by Issues

February  
2024

## Premium Equities Segment

Issue	Issuer	Trades	Volume (lots)	Turnover (BGN)	Trading currency	Weighted & Corrected Values			Closing price	As from
						Average price	Min. price	Max. price		
AGH	Agria Group Holding AD-Varna	196	21 333	431 371.25	BGN	20.2208	20.0027	20.8907	20.3000	29.02.2024
BSE	Bulgarian Stock Exchange-Sofia	109	19 165	272 532.10	BGN	14.2203	13.9940	14.9500	15.3500	28.02.2024
CCB	CB Central Cooperative Bank AD	73	134 408	214 268.57	BGN	1.5941	1.5300	1.6200	1.5300	29.02.2024
CHIM	Chimimport AD-Sofia	195	348 660	247 720.48	BGN	0.7105	0.6979	0.7291	0.7060	29.02.2024
FIB	CB First Investment Bank AD-Sofia	971	766 898	2 030 077.60	BGN	2.6471	2.3351	2.8820	2.8000	29.02.2024
KBG	Korado Bulgaria AD-Strazhitsa	13	1 583	6 983.46	BGN	4.4115	4.4000	4.4400	4.4000	28.02.2024
MONB	Monbat AD	65	73 209	263 887.80	BGN	3.6046	3.5806	3.8200	3.7800	29.02.2024
SFA	Sopharma AD-Sofia	351	121 970	724 386.30	BGN	5.9390	5.8550	6.0321	6.1600	29.02.2024
SGH	Sirma Group Holding AD-Sofia	67	157 907	113 331.79	BGN	0.7177	0.7107	0.7300	0.7100	29.02.2024
SLYG	Shelly Group AD	565	55 900	3 232 976.80	BGN	57.8350	56.9952	59.2221	59.2000	29.02.2024

## Standard Equities Segment

Issue	Issuer	Trades	Volume (lots)	Turnover (BGN)	Trading currency	Weighted & Corrected Values			Closing price	As from
						Average price	Min. price	Max. price		
11C	Eleven Capital AD-Sofia	102	8 116	142 540.40	BGN	17.5629	17.4486	18.0333	17.5000	29.02.2024
ALB	Albena AD-Albena	29	5 910	159 696.80	BGN	27.0215	26.4103	27.5333	27.0000	28.02.2024
ALCM	Alcomet AD-Shumen	30	5 861	38 979.70	BGN	6.6507	6.5544	6.9500	6.8500	26.02.2024
ASKR	Asenova Krepost AD	1	25	380.00	BGN	15.2000	15.2000	15.2000	15.2000	27.02.2024
BBRD	Billboard AD-Sofia	30	32 525	15 861.08	BGN	0.4877	0.3800	0.5024	0.4900	29.02.2024
BMTL	Bulmetal AD	15	1 971	17 148.05	BGN	8.7002	8.5500	9.2000	8.5500	28.02.2024
BNR	Bianor Holding AD-Sofia	38	16 238	66 532.24	BGN	4.0973	4.0180	4.2500	4.0800	29.02.2024
BRP	Bulgarian River Shipping AD-Ruse	2	500	369.06	BGN	0.7381	0.7381	0.7381	0.7500	28.02.2024
CHSB	Hirmsnab Bulgaria AD-Sofia	8	10 650	649 650.00	BGN	61.0000	61.0000	61.0000	61.0000	19.02.2024
DUH	Doverie United Holding PLC	444	82 954	761 893.28	BGN	9.1845	8.9400	9.5269	9.1400	29.02.2024
EAC	Elana Agrocredit AD-Sofia	62	92 326	98 973.83	BGN	1.0720	1.0600	1.0900	1.0800	29.02.2024
ELHM	Elhim Iskra AD-Pazardzhik	3	400	355.05	BGN	0.8876	0.8800	0.9105	0.8800	29.02.2024
EMKA	EMKA AD-Sevlievo	35	18 644	38 618.88	BGN	2.0714	2.0200	2.1800	2.0800	29.02.2024
ETR	Etropal AD-Etropole	2	100	440.00	BGN	4.4000	4.4000	4.4000	4.4000	20.02.2024
EUBG	Eurohold Bulgaria AD	52	854 862	1 111 199.35	BGN	1.2999	1.2741	1.3403	1.3000	29.02.2024
FORM	Formoplast AD-Kardzhali	4	4 051	24 316.00	BGN	6.0025	6.0000	6.2000	6.2000	20.02.2024
FZLS	Fazerles AD-Silistra	2	55	907.50	BGN	16.5000	16.5000	16.5000	16.5000	20.02.2024
GAMZ	Severcoop Gamza Holding AD-Sofia	1	25	105.00	BGN	4.2000	4.2000	4.2000	4.2000	22.02.2024
GR6	Gradus AD-Stara Zagora	48	12 972 337	22 037 325.55	BGN	1.6988	1.4410	1.6995	1.4500	29.02.2024
GTH	Galata Investment Company AD-Varna	12	216 303	540 763.56	BGN	2.5000	2.5000	2.5007	2.5000	23.02.2024
HCEN	Holding Center AD-Sofia	1	15	594.00	BGN	39.6000	39.6000	39.6000	39.6000	28.02.2024
HES	Hydraulic Elements and Systems /HES/ AD-Yambol	65	15 458	85 657.20	BGN	5.5413	5.4545	5.8500	5.5000	28.02.2024
HIKA	Industrial Capital Holding AD-Sofia	9	1 781	5 280.94	BGN	2.9652	2.9297	3.0600	3.0000	28.02.2024
HLEV	Zlaten Lev Holding AD	6	425	1 669.00	BGN	3.9271	3.8800	4.0000	3.8800	29.02.2024
HNVK	Holding Nov Vek AD	12	43 355	910 424.00	BGN	20.9993	20.1333	21.0000	21.0000	26.02.2024
HRZ	Rodna Zemya Holding AD-Sofia	14	965 140	2 914 722.80	BGN	3.0200	3.0200	3.0200	3.0200	07.02.2024
HSI	Sila Holding AD	1	150	480.00	BGN	3.2000	3.2000	3.2000	3.2000	23.02.2024
HSOF	Holding Sveta Sofia AD-Sofia	10	182 494	678 399.00	BGN	3.7174	3.4800	3.9600	3.5000	23.02.2024
HVAR	Holding Varna AD	14	314	13 784.00	BGN	43.8981	43.8000	44.6000	43.8000	27.02.2024
IBG	Investor.BG AD-Sofia	1	25	525.00	BGN	21.0000	21.0000	21.0000	21.0000	28.02.2024
IDH	Industry Development Holding AD-Sofia	1	150	399.00	BGN	2.6600	2.6600	2.6600	2.6600	14.02.2024
IHB	Industrial Holding Bulgaria PLC-Sofia	11	3 348	5 751.10	BGN	1.7178	1.6900	1.8200	1.6800	29.02.2024
LAV	Lavena AD	2	230	459.60	BGN	1.9983	1.9200	2.1000	2.1000	22.02.2024
MSH	M+S Hydraulic AD-Kazanlak	82	45 247	476 909.90	BGN	10.5401	10.3000	11.2000	10.8000	29.02.2024
NEOH	Neochim AD-Dimitrograd	101	6 166	134 410.60	BGN	21.7987	20.2000	23.5667	21.1000	29.02.2024
NGAZ	Oil and Gas Exploration and Production AD-Sofia	2	86	528.50	BGN	6.1453	6.1453	6.1453	6.2500	29.02.2024



# Trade by Issues

February  
2024

Issue	Issuer	Trades	Volume (lots)	Turnover (BGN)	Trading currency	Weighted & Corrected Values			Closing price	As from
						Average price	Min. price	Max. price		
NLC	Neo London Capital PLC	1	2	408.00	BGN	204.0000	204.0000	204.0000	204.0000	14.02.2024
ODES	Odessos Shiprepair Yard AD-Varna	3	15	4 960.00	BGN	330.6667	328.0000	348.0000	328.0000	16.02.2024
PET	Petrol AD	32	17 170	13 864.40	BGN	0.8075	0.7441	0.9957	0.9100	28.02.2024
SCOM	Sofia Commerce-Pawn Brokerage AD-Sofia	26	261 250	914 251.20	BGN	3.4995	3.4659	3.6000	3.5400	29.02.2024
SFT	Sopharma Trading AD-Sofia	92	23 385	133 834.65	BGN	5.7231	5.6160	5.8000	5.6000	29.02.2024
SKEH	SS Konstantine and Elena Holding AD	9	180	3 937.60	BGN	21.8756	21.8000	22.0000	22.0000	28.02.2024
SNRG	Synergon Holding AD-Sofia	36	26 210	37 499.77	BGN	1.4307	1.2990	1.5400	1.2700	29.02.2024
SPDY	Speedy AD-Sofia	10	228	31 992.00	BGN	140.3158	132.1111	143.0000	142.0000	27.02.2024
SPH	Stara Planina Hold AD-Sofia	28	7 768	82 938.20	BGN	10.6769	10.2000	10.8000	10.6000	29.02.2024
SYN	Synthetica AD-Sofia	10	27 470	1 455 930.00	BGN	53.0007	53.0000	53.5000	53.5000	29.02.2024
T57	Trace Group Hold AD-Sofia	10	5 140	21 314.00	BGN	4.1467	4.0073	4.8000	4.3000	29.02.2024
TBS	Telelink Business Services Group AD-Sofia	45	6 523	60 643.25	BGN	9.2968	9.2378	9.3500	9.3500	29.02.2024
TCH	TK-Hold PLC	6	250	1 901.00	BGN	7.6040	7.0000	8.2000	8.2000	16.02.2024
THQM	Tchaikapharma High Quality Medicines AD-Sofia	12	880	15 023.40	BGN	17.0721	17.0000	17.2000	17.1000	29.02.2024
TIB	Telematic Interactive Bulgaria AD-Sofia	160	17 158	253 916.20	BGN	14.7987	13.6340	15.2700	15.2000	29.02.2024
TXIM	CB Texim Bank AD-Sofia	8	7 026	24 309.96	BGN	3.4600	3.4600	3.4600	3.4600	07.02.2024
VAM	Velgraf Asset Management AD-Sofia	16	242 858	1 126 959.02	BGN	4.6404	4.6217	4.8900	4.6800	23.02.2024
WMG	Web Media Group AD-Sofia	15	53 430	85 488.00	BGN	1.6000	1.6000	1.6000	1.6000	29.02.2024
ZHBG	Zarneni Hrani Bulgaria AD-Sofia	17	20 132	2 636.88	BGN	0.1310	0.1300	0.1430	0.1300	29.02.2024

## Special Purpose Vehicles Segment

Issue	Issuer	Trades	Volume (lots)	Turnover (BGN)	Trading currency	Weighted & Corrected Values			Closing price	As from
						Average price	Min. price	Max. price		
AKTV	Aktiv Properties REIT	4	670	4 215.00	BGN	6.2910	6.2000	6.4000	6.4000	23.02.2024
ALT	Alteron REIT-Varna	1	20	500.00	BGN	25.0000	25.0000	25.0000	25.0000	07.02.2024
ATER	Advance Terrafund REIT-Sofia	224	293 847	976 682.66	BGN	3.3238	3.3014	3.3406	3.3400	29.02.2024
BPF	Bravo Property Fund REIT-Sofia	13	39 260	41 549.30	BGN	1.0583	1.0400	1.0755	1.0900	28.02.2024
BREF	Bulgarian Real Estate Fund REIT-Sofia	52	63 005	163 470.70	BGN	2.5946	2.5405	2.6217	2.5800	29.02.2024
BSP	Balkan and Sea Properties REIT-Varna	1	20	460.00	BGN	23.0000	23.0000	23.0000	23.0000	28.02.2024
CAPM	Capital Management SPV-Sofia	2	1 950	152 100.00	BGN	78.0000	78.0000	78.0000	78.0000	16.02.2024
FAM	Finance Assistance Management SPV-Sofia	3	1 700	6 968.00	BGN	4.0988	4.0700	4.1400	4.1400	06.02.2024
FPP	FairPlay Properties REIT-Sofia	10	10 082	9 045.80	BGN	0.8972	0.8874	0.9500	0.8750	28.02.2024
LAND	Bulland Investments REIT-Sofia	5	8 600	7 752.50	BGN	0.9015	0.9000	0.9250	0.9250	28.02.2024
PREM	Premier Fund REIT-Varna	1	39 200	517 440.00	BGN	13.2000	13.2000	13.2000	13.2000	13.02.2024
RPF	Roi Property Fund REIT-Sofia	1	50	425.00	BGN	8.5000	8.5000	8.5000	8.5000	29.02.2024
SBPF	Super Borovetz Property Fund REIT-Burgas	39	273 604	826 286.16	BGN	3.0200	3.0200	3.0400	3.0400	23.02.2024
SFB	Sopharma Buildings REIT	29	5 331	81 679.00	BGN	15.3215	14.1165	16.1474	15.0000	29.02.2024
SFI	Sopharma Properties REIT-Sofia	4	450	4 060.00	BGN	9.0222	9.0000	9.2000	9.2000	22.02.2024

# Trade by Issues

February  
2024

## Bonds Segment

Issue	Issuer	Trades	Volume (lots)	Turnover (BGN)	Trading currency	Clean Prices (% of nominal)				As from
						Average price	Min. price	Max. price	Closing price	
5MBA	Monbat AD	4	23	21 688.06	EUR	95.9600	95.9339	96.0000	96.0000	23.02.2024
6R2B	Rodna Zemya Holding AD-Sofia	1	100	95 537.30	BGN	102.5500	102.5500	102.5500	102.5500	21.02.2024
8AVA	Asterion Bulgaria AD-Sofia	1	1	848.97	EUR	100.0000	100.0000	100.0000	100.0000	08.02.2024
9RTD	HypoCredit EAD	2	139	73 149.78	EUR	43.0000	43.0000	43.0000	43.0000	08.02.2024
BOHB	BGI Group AD-Sofia	2	6	5 627.87	BGN	93.0000	93.0000	93.0000	98.0000	12.02.2024
E8DC	ELG AD	2	150	150 244.51	BGN	100.0100	100.0100	100.0100	100.0100	15.02.2024
EUBA	Eurohold Bulgaria AD	2	110	218 294.28	EUR	100.0000	100.0000	100.0000	100.0000	16.02.2024
FPMB	Finance Plus Management Holding AD	2	613	1 219 177.73	EUR	100.1500	100.1500	100.1500	100.1500	28.02.2024
HNVB	Holding Nov Vek AD	1	51	51 789.02	BGN	100.1500	100.1500	100.1500	100.1500	21.02.2024
KBAB	K B Agro Industry EAD	1	198	200 227.89	BGN	100.1000	100.1000	100.1000	100.1000	22.02.2024
SEVA	Sever Holding AD	1	45	46 215.98	BGN	101.5000	101.5000	101.5000	101.5000	13.02.2024
ZAFB	Zagora Fininvest AD	2	6 100	6 259 745.79	BGN	100.1000	100.1000	100.1000	100.1000	28.02.2024
ZENB	Zenith Properties REIT	2	2 950	5 907 508.46	EUR	100.1000	100.1000	100.1000	100.1000	26.02.2024

## Compensatory Instruments Segment

Issue	Issuer	Trades	Volume (lots)	Turnover (BGN)	Trading currency	Weighted Values			Closing price	As from
						Average price	Min. price	Max. price		
BLKB	Housing compensation notes under the CONP Act	3	481 735	162 840.20	BGN	0.3380	0.3200	0.3499	0.3500	16.02.2024
BLKC	Registered compensation vouchers under the OUFL Act and RLFLFF Act	21	102 002	92 710.41	BGN	0.9089	0.8500	0.9500	0.8500	27.02.2024
BLKD	Compensation notes under the CONP Act	7	396 677	128 881.84	BGN	0.3249	0.3249	0.3254	0.3250	21.02.2024

## Exchange Traded Products Segment

Issue	Issuer	Trades	Volume (lots)	Turnover (BGN)	Trading currency	Weighted Values			Closing price	As from
						Average price	Min. price	Max. price		
ACTB	Activa Balanced ETF	1	170 000	380 630.00	BGN	2.2390	2.2390	2.2390	2.2390	05.02.2024
ALFW	Alpha Bulgaria AD-Sofia	4	968 000	491 840.00	BGN	0.5081	0.5000	0.5100	0.5100	22.02.2024
BGX	Expat Bulgaria SOFIX UCITS ETF	13	16 060	18 303.04	BGN	1.1397	1.1218	1.1480	1.1460	29.02.2024
CCR7	Concord Fund-7 South-East Europe	5	64 870	912 440.00	BGN	14.0657	14.0000	14.2000	14.2000	16.02.2024
DYN	NIF Dynamic	6	78 000	889 200.00	BGN	11.4000	11.4000	11.4000	11.4000	27.02.2024
EFPR	EF Principal ETF	1	320 000	364 160.00	BGN	1.1380	1.1380	1.1380	1.1380	05.02.2024
GLDX	Expat Gold	16	14 778	31 483.77	EUR	1.0893	1.0289	1.1317	1.1200	28.02.2024
GRX	Expat Greece ASE UCITS ETF	1	300	663.03	EUR	1.1300	1.1300	1.1300	1.1300	09.02.2024
HUBE	Expat Hungary BUX UCITS ETF	1	360	563.99	EUR	0.8010	0.8010	0.8010	0.8010	01.02.2024
SFAW	Sopharma AD-Sofia	16	22 986	41 078.20	BGN	1.7871	1.7610	1.8500	1.8500	22.02.2024
SK9A	Expat Slovakia SAX UCITS ETF	2	7 500	8 590.04	EUR	0.5856	0.5856	0.5856	0.5840	22.02.2024

## Subscription Rights Segment

Issue	Issuer	Trades	Volume (lots)	Turnover (BGN)	Trading currency	Weighted Values			Closing price	As from
						Average price	Min. price	Max. price		
DUH2	Doverie United Holding PLC	378	1 468 131	73 737.69	BGN	0.0502	0.0355	0.0574	0.0500	29.02.2024

## Government Securities Segment (No trades in the reported period)

## IPO Segment (No trades in the reported period)

## Privatisation Segment (No trades in the reported period)

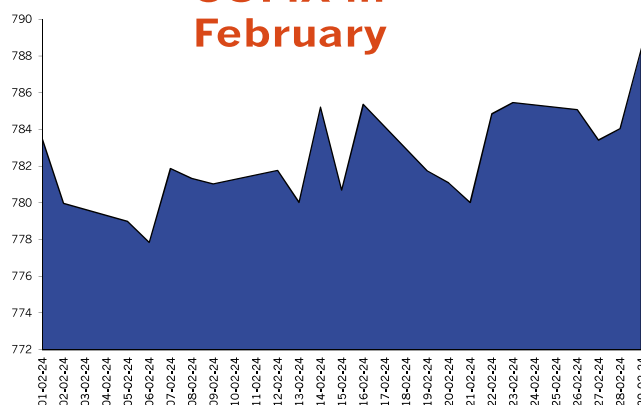
## Total trading statistics on a regulated market with indices components

Index	Volume Traded		Value Traded		Trades	
	Total volume (lots)	% of total volume	Total turnover (BGN)	% of total turnover	All trades #	% of all trades
SOFIX	2 909 107	15.52%	10 593 120.82	23.26%	3 387	70.83%
BGBX 40	18 045 919	96.28%	40 862 155.87	89.73%	4 456	93.18%
BG REIT	640 817	3.42%	2 299 483.52	5.05%	353	7.38%
BG TR30	17 145 779	91.47%	40 473 099.63	88.88%	2 954	61.77%

## Market capitalisation of indices components

Index	Total (BGN)	% of total capitalization
SOFIX	4 920 363 510.62	39.15%
BGBX 40	8 644 107 808.25	68.78%
BG REIT	769 276 239.74	6.12%
BG TR30	6 835 706 396.88	54.39%

## SOFIX in February

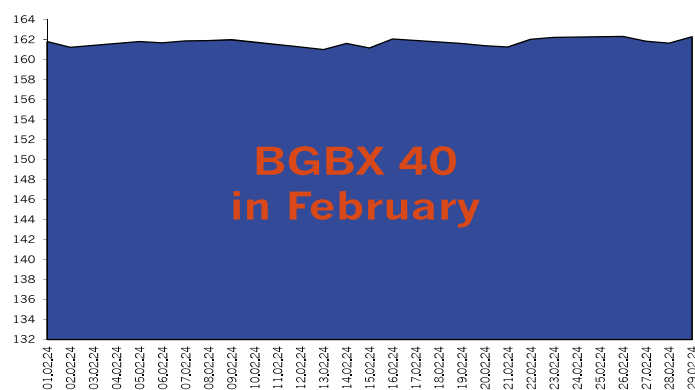


## SOFIX Components

Issuer	Min. price	Max. price	Volume (lots)	Trades	Turnover (BGN)
Advance Terrafund REIT-Sofia	3.2800	3.3500	293 847	224	976 682.66
Bulgarian Stock Exchange-Sofia	13.9000	15.3500	19 165	109	272 532.10
Doverie United Holding PLC	8.8600	9.6000	82 954	444	761 893.28
Eurohold Bulgaria AD	1.2700	1.3500	854 862	52	1 111 199.35
Elana Agrocredit AD-Sofia	1.0600	1.0900	92 326	62	98 973.83
M+S Hydraulic AD-Kazanlak	10.3000	11.2000	45 247	82	476 909.90
Neochim AD-Dimitrovgrad	20.0000	24.0000	6 166	101	134 410.60
Sopharma AD-Sofia	5.8400	6.1600	121 970	351	724 386.30
Sopharma Trading AD-Sofia	5.6000	5.8000	23 385	92	133 834.65
CB First Investment Bank AD-Sofia	2.1400	3.1200	766 898	971	2 030 077.60
CB Central Cooperative Bank AD	1.5300	1.6200	134 408	73	214 268.57
Bulgarian Real Estate Fund REIT-Sofia	2.5400	2.6400	63 005	52	163 470.70
Chimimport AD-Sofia	0.6940	0.7320	348 660	195	247 720.48
Holding Varna AD	43.8000	44.6000	314	14	13 784.00
Shelly Group AD	56.6000	59.4000	55 900	565	3 232 976.80

### BGBX 40 Components

Issuer	Min. price	Max. price	Volume (lots)	Trades	Turnover (BGN)
Agria Group Holding AD-Varna	19.8000	21.0000	21 333	196	431 371.25
Advance Terrafund REIT-Sofia	3.2800	3.3500	293 847	224	976 682.66
Albena AD-Albena	26.0000	28.0000	5 910	29	159 696.80
Alcomet AD-Shumen	6.5000	6.9500	5 861	30	38 979.70
Bravo Property Fund REIT-Sofia	1.0400	1.0900	39 260	13	41 549.30
Bulgarian Stock Exchange-Sofia	13.9000	15.3500	19 165	109	272 532.10
Velgraf Asset Management AD-Sofia	4.5000	4.9600	242 858	16	1 126 959.02
Gradus AD-Stara Zagora	1.4200	1.7500	12 972 337	48	22 037 325.55
Doverie United Holding PLC	8.8600	9.6000	82 954	444	761 893.28
Eurohold Bulgaria AD	1.2700	1.3500	854 862	52	1 111 199.35
Elana Agrocredit AD-Sofia	1.0600	1.0900	92 326	62	98 973.83
EMKA AD-Sevlievo	2.0200	2.1800	18 644	35	38 618.88
Zarneni Hrani Bulgaria AD-Sofia	0.1300	0.1440	20 132	17	2 636.88
Eleven Capital AD-Sofia	17.0000	18.2000	8 116	102	142 540.40
Galata Investment Company AD-Varna	2.5000	2.5200	216 303	12	540 763.56
Industrial Capital Holding AD-Sofia	2.8000	3.0600	1 781	9	5 280.94
Industrial Holding Bulgaria PLC-Sofia	1.6800	1.8200	3 348	11	5 751.10
Korado Bulgaria AD-Strazhitsa	4.4000	4.4400	1 583	13	6 983.46
Monbat AD	3.5400	3.8400	73 209	65	263 887.80
M+S Hydraulic AD-Kazanlak	10.3000	11.2000	45 247	82	476 909.90
Neochim AD-Dimitrovgrad	20.0000	24.0000	6 166	101	134 410.60
Rodna Zemya Holding AD-Sofia	3.0200	3.0200	965 140	14	2 914 722.80
Synergon Holding AD-Sofia	1.2700	1.5500	26 210	36	37 499.77
Sirma Group Holding AD-Sofia	0.7100	0.7400	157 907	67	113 331.79
Sopharma AD-Sofia	5.8400	6.1600	121 970	351	724 386.30
Sopharma Trading AD-Sofia	5.6000	5.8000	23 385	92	133 834.65
Sofia Commerce-Pawn Brokerage AD-Sofia	3.4000	3.6000	261 250	26	914 251.20
Speedy AD-Sofia	130.0000	143.0000	228	10	31 992.00
Stara Planina Hold AD-Sofia	10.2000	10.8000	7 768	28	82 938.20
CB First Investment Bank AD-Sofia	2.1400	3.1200	766 898	971	2 030 077.60
CB Central Cooperative Bank AD	1.5300	1.6200	134 408	73	214 268.57
Telelink Business Services Group AD-Sofia	9.2000	9.3500	6 523	45	60 643.25
Telematic Interactive Bulgaria AD-Sofia	13.5000	15.3000	17 158	160	253 916.20
Trace Group Hold AD-Sofia	4.0000	4.8000	5 140	10	21 314.00
Bulgarian Real Estate Fund REIT-Sofia	2.5400	2.6400	63 005	52	163 470.70
Hydraulic Elements and Systems /HES/ AD-Yambol	5.4500	5.8500	15 458	65	85 657.20
Chimimport AD-Sofia	0.6940	0.7320	348 660	195	247 720.48
Holding Varna AD	43.8000	44.6000	314	14	13 784.00
Holding Nov Vek AD	20.0000	21.0000	43 355	12	910 424.00
Shelly Group AD	56.6000	59.4000	55 900	565	3 232 976.80

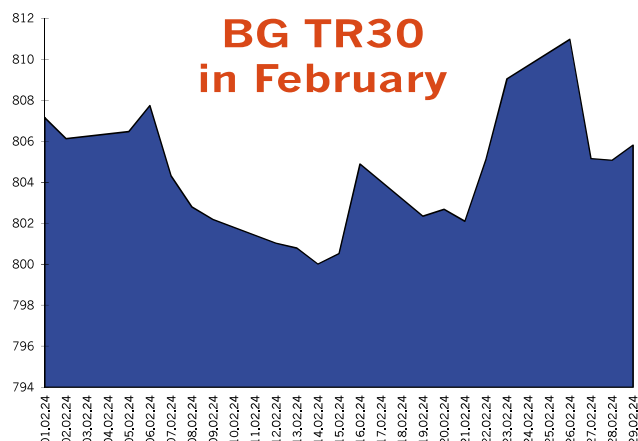
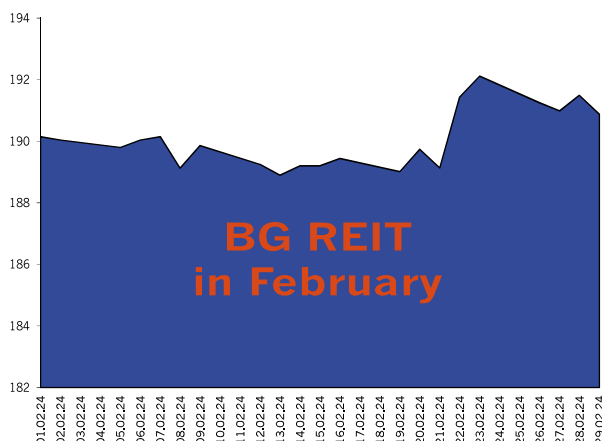


## BG REIT Components

Issuer	Min. price	Max. price	Volume (lots)	Trades	Turnover (BGN)
Advance Terrafund REIT-Sofia	3.2800	3.3500	293 847	224	976 682.66
Balkan and Sea Properties REIT-Varna	23.0000	23.0000	20	1	460.00
Roi Property Fund REIT-Sofia	8.5000	8.5000	50	1	425.00
Sopharma Buildings REIT	14.0000	16.4000	5 331	29	81 679.00
Super Borovetz Property Fund REIT-Burgas	3.0200	3.0400	273 604	39	826 286.16
Bulgarian Real Estate Fund REIT-Sofia	2.5400	2.6400	63 005	52	163 470.70
CCB Real Estate Fund REIT-Sofia	50.5000	50.5000	4 960	7	250 480.00

## BG TR30 Components

Issuer	Min. price	Max. price	Volume (lots)	Trades	Turnover (BGN)
Agria Group Holding AD-Varna	19.8000	21.0000	21 333	196	431 371.25
Advance Terrafund REIT-Sofia	3.2800	3.3500	293 847	224	976 682.66
Balkan and Sea Properties REIT-Varna	23.0000	23.0000	20	1	460.00
Bulgarian Stock Exchange-Sofia	13.9000	15.3500	19 165	109	272 532.10
Velgraf Asset Management AD-Sofia	4.5000	4.9600	242 858	16	1 126 959.02
Gradus AD-Stara Zagora	1.4200	1.7500	12 972 337	48	22 037 325.55
Doverie United Holding PLC	8.8600	9.6000	82 954	444	761 893.28
Eurohold Bulgaria AD	1.2700	1.3500	854 862	52	1 111 199.35
Elana Agrocredit AD-Sofia	1.0600	1.0900	92 326	62	98 973.83
Eleven Capital AD-Sofia	17.0000	18.2000	8 116	102	142 540.40
Galata Investment Company AD-Varna	2.5000	2.5200	216 303	12	540 763.56
Capital Management SPV-Sofia	78.0000	78.0000	1 950	2	152 100.00
M+S Hydraulic AD-Kazanlak	10.3000	11.2000	45 247	82	476 909.90
Neochim AD-Dimitrovgrad	20.0000	24.0000	6 166	101	134 410.60
Rodna Zemya Holding AD-Sofia	3.0200	3.0200	965 140	14	2 914 722.80
Sila Holding AD	3.2000	3.2000	150	1	480.00
Synthetica AD-Sofia	53.0000	53.5000	27 470	10	1 455 930.00
Sirma Group Holding AD-Sofia	0.7100	0.7400	157 907	67	113 331.79
Sopharma AD-Sofia	5.8400	6.1600	121 970	351	724 386.30
Sopharma Trading AD-Sofia	5.6000	5.8000	23 385	92	133 834.65
Stara Planina Hold AD-Sofia	10.2000	10.8000	7 768	28	82 938.20
Super Borovetz Property Fund REIT-Burgas	3.0200	3.0400	273 604	39	826 286.16
Telelink Business Services Group AD-Sofia	9.2000	9.3500	6 523	45	60 643.25
Bulgarian Real Estate Fund REIT-Sofia	2.5400	2.6400	63 005	52	163 470.70
Chimimport AD-Sofia	0.6940	0.7320	348 660	195	247 720.48
Hirmsnab Bulgaria AD-Sofia	61.0000	61.0000	10 650	8	649 650.00
Holding Varna AD	43.8000	44.6000	314	14	13 784.00
Holding Nov Vek AD	20.0000	21.0000	43 355	12	910 424.00
Holding Sveta Sofia AD-Sofia	3.4800	3.9800	182 494	10	678 399.00
Shelly Group AD	56.6000	59.4000	55 900	565	3 232 976.80



# Financial Ratios

February  
2024

## Premium Equities Segment\* (based on non-consolidated reports\*\*)

Issue	Issuer	P / E	P / S	P / B	P / EBIT	ROA	EBIT / Total Asts.	ROE	EBIT / Equity	Current Ratio	Debt / Equity	Assets Turnover
AGH	Agria Group Holding AD-Varna	15.62	8.22	1.37	10.47	0.05	0.07	0.09	0.13	0.60	0.48	0.09
BSE	Bulgarian Stock Exchange-Sofia	46.97	14.28	5.95	40.44	0.10	0.10	0.11	0.12	6.41	0.09	0.32
CCB	CB Central Cooperative Bank AD	2.29	0.77	0.26		0.01		0.12			0.91	
FIB	CB First Investment Bank AD-Sofia	3.11	0.80	0.28		0.01		0.10			0.89	
CHIM	Chimimport AD-Sofia	7.17	2.99	0.15	5.70	0.02	0.02	0.02	0.03	1.87	0.15	0.04
KBG	Korado Bulgaria AD-Strazhitsa	14.59	1.46	2.28	11.05	0.12	0.13	0.17	0.17	4.74	0.21	1.21
MONB	Monbat AD	28.54	0.47	0.92	7.46	0.01	0.03	0.03	0.08	1.31	0.56	0.86
SLYG	Shelly Group AD	135.82	92.61	32.06	134.28	0.25	0.25	0.27	0.27	15.11	0.06	0.36
SGH	Sirma Group Holding AD-Sofia	27.50	5.83	0.58	18.63	0.02	0.02	0.02	0.02	4.82	0.19	0.08
SFA	Sopharma AD-Sofia	16.22	2.66	1.66	10.06	0.06	0.07	0.08	0.10	1.44	0.34	0.38

## Premium Equities Segment\* (based on consolidated reports\*\*)

Issue	Issuer	P / E	P / S	P / B	P / EBIT	ROA	EBIT / Total Asts.	ROE	EBIT / Equity	Current Ratio	Debt / Equity	Assets Turnover
AGH	Agria Group Holding AD-Varna	5.38	0.18	0.45	2.02	0.04	0.07	0.09	0.14	1.13	0.54	1.23
BSE	Bulgarian Stock Exchange-Sofia	7.54	3.56	2.94	6.37	0.03	0.04	0.45	0.50	1.05	0.91	0.07
CCB	CB Central Cooperative Bank AD	2.24	0.72	0.26		0.01		0.12			0.91	
FIB	CB First Investment Bank AD-Sofia	2.67	0.72	0.27		0.01		0.11			0.89	
CHIM	Chimimport AD-Sofia	3.27	0.01	0.11	0.78	0.00	0.01	0.03	0.07	1.22	0.86	1.46
MONB	Monbat AD	13.76	0.38	0.70	3.26	0.02	0.05	0.05	0.10	1.40	0.55	0.77
SLYG	Shelly Group AD	31.76	7.20	9.68	27.48	0.32	0.35	0.37	0.41	6.61	0.14	1.39
SGH	Sirma Group Holding AD-Sofia		0.51	0.56	16.67					2.77	0.17	0.76
SFA	Sopharma AD-Sofia	8.85	0.44	1.41	4.74	0.07	0.09	0.13	0.17	1.29	0.50	1.38

## Standard Equities Segment\* (based on non-consolidated reports\*\*)

Issue	Issuer	P / E	P / S	P / B	P / EBIT	ROA	EBIT / Total Asts.	ROE	EBIT / Equity	Current Ratio	Debt / Equity	Assets Turnover
ALB	Albena AD-Albena	80.21	1.27	0.24	5.90	0.00	0.01	0.00	0.01	0.63	0.18	0.15
ALCM	Alcomet AD-Shumen		0.28	0.42	5.53		0.00		0.00	1.40	0.37	0.92
ASKR	Asenova Krepost AD	3264.96	3.44	1.67	31.79	0.00	0.02	0.00	0.03	9.17	0.40	0.29
BNR	Bianor Holding AD-Sofia		12.26	1.61						1.09	0.24	0.04
BBRD	Billboard AD-Sofia	7.39	0.65	0.65	2.95	0.05	0.07	0.10	0.13	0.96	0.46	0.57
BRP	Bulgarian River Shipping AD-Ruse		1.36	0.36	1317.84					2.27	0.09	0.23
BMTL	Bulmetal AD			1.00	1.68					1.13	0.50	
TXIM	CB Texim Bank AD-Sofia	46.01	4.84	2.02		0.00		0.05			0.91	
DUH	Doverie United Holding PLC	199.02	35.00	4.19	78.84	0.01	0.02	0.02	0.05	0.20	0.43	0.07
EAC	Elana Agrocredit AD-Sofia	14.53	2.09	0.92	8.57	0.04	0.07	0.06	0.11	2.69	0.44	0.28
11C	Eleven Capital AD-Sofia	3.70	3.58	1.08	3.70	0.30	0.30	0.32	0.32	3.29	0.05	0.31
ELHM	Elhim Iskra AD-Pazardzhik		0.55	0.62	19.75					6.61	0.14	0.95
EMKA	EMKA AD-Sevlievo	6.53	0.46	1.45	5.36	0.15	0.15	0.16	0.16	20.56	0.06	2.07
ETR	Etropal AD-Etropole	66.07	2.03	2.61	14.28	0.02	0.04	0.04	0.08	0.67	0.54	0.60
EUBG	Eurohold Bulgaria AD		38.34	1.55			0.00		0.00	0.15	0.65	0.01
FZLS	Fazerles AD-Silistra		0.46	0.43						16.03	0.09	0.80
FORM	Formoplast AD-Kardzhali	240.34	13.66	2.48	98.97	0.01	0.01	0.01	0.01	1.49	0.07	0.17
GTH	Galata Investment Company AD-Varna	9025.03	642.23	2.19	8165.50	0.00	0.00	0.00	0.00	97.33		
GR6	Gradus AD-Stara Zagora	67.97	55.76	1.11	67.08	0.02	0.02	0.02	0.02	527.78		0.02
CHSB	Himsnab Bulgaria AD-Sofia	52.07	121.37	1.64	43.11	0.03	0.03	0.03	0.04	3.20	0.20	0.01
HCEN	Holding Center AD-Sofia	124.02	9.36	1.09	16.10	0.00	0.03	0.01	0.07	1.87	0.63	0.04
HNVK	Holding Nov Vek AD	363.61	22.79	1.86	44.59	0.00	0.02	0.01	0.04	2.56	0.54	0.04
HSOF	Holding Sveta Sofia AD-Sofia	1122.37	7.95	0.92	10.71	0.00	0.03	0.00	0.09	1.16	0.70	0.04
HVAR	Holding Varna AD	112.78	46.80	1.40	57.92	0.01	0.02	0.01	0.02	2.66	0.19	0.02

\* Ratios are calculated on the base of the last weighted-average price as of the end of the month

\*\* Financial reports data (ttm)

Methodology for Calculation of Financial Ratios is available at [http://download.bse-sofia.bg/pdf/methodology\\_en.pdf](http://download.bse-sofia.bg/pdf/methodology_en.pdf)

# Financial Ratios

February  
2024

Issue	Issuer	P / E	P / S	P / B	P / EBIT	ROA	EBIT / Total Asts.	ROE	EBIT / Equity	Current Ratio	Debt / Equity	Assets Turnover
HES	Hydraulic Elements and Systems /HES/ AD-Yambol	24.03	1.16	2.14	11.60	0.06	0.08	0.09	0.10	2.11	0.21	1.34
HKA	Industrial Capital Holding AD-Sofia	14.76	9.58	1.65	14.71	0.10	0.10	0.11	0.11	6.38	0.08	0.16
IHB	Industrial Holding Bulgaria PLC-Sofia	36.66	17.69	0.63	34.02	0.02	0.02	0.02	0.02	6.18	0.08	0.03
IDH	Industry Development Holding AD-Sofia	62.03	5.30	1.07	7.51	0.00	0.03	0.02	0.14	1.63	0.76	0.05
IBG	Investor.BG AD-Sofia	70.47	10.72	2.39	52.19	0.03	0.03	0.03	0.04	1.93	0.14	0.19
LAV	Lavena AD	13.76	0.87	0.80	5.43	0.04	0.05	0.06	0.07	3.04	0.23	0.69
MSH	M+S Hydraulic AD-Kazanlak	12.30	1.83	3.23	8.62	0.21	0.23	0.28	0.31	3.43	0.20	1.40
NLC	Neo London Capital PLC	101.95	7.51	1.07	10.39	0.00	0.03	0.01	0.10	1.39	0.72	0.04
NEOH	Neochim AD-Dimitrovgrad		0.19	0.38						12.07	0.08	1.57
ODES	Odessos Shiprepair Yard AD-Varna	9.92	1.99	1.99	8.17	0.19	0.19	0.21	0.21	4.60	0.10	0.97
NGAZ	Oil and Gas Exploration and Production AD-Sofia	32.28	2.79	0.76	9.85	0.02	0.02	0.02	0.03	2.53	0.21	0.22
PET	Petrol AD		0.04	1.81	1.81		0.01		0.08	1.03	0.96	2.44
HRZ	Rodna Zemya Holding AD-Sofia	412.57	33.74	2.16	44.96	0.00	0.02	0.01	0.05	7.63	0.61	0.02
GAMZ	Severcoop Gamza Holding AD-Sofia	12.81	5.61	0.85	6.81	0.03	0.06	0.07	0.13	2.81	0.53	0.07
HSI	Sila Holding AD	187.79	30.91	2.13	37.43	0.00	0.02	0.01	0.06	3.88	0.63	0.03
SCOM	Sofia Commerce-Pawn Brokerage AD	8.46	3.51	2.10	6.86	0.20	0.23	0.28	0.32	3.31	0.30	0.49
SFT	Sopharma Trading AD-Sofia	5.88	0.15	1.15	3.72	0.06	0.08	0.22	0.28	1.16	0.69	2.50
SPDY	Speedy AD-Sofia	19.50	2.42	7.09	11.07	0.18	0.21	0.40	0.46	1.28	0.54	1.49
SKEH	SS Konstantine and Elena Holding AD	98.30	4.67	1.15	22.52	0.01	0.02	0.01	0.04	0.73	0.55	0.11
SPH	Stara Planina Hold AD-Sofia	23.95	20.28	4.78	23.94	0.17	0.17	0.20	0.20	1.65	0.14	0.20
SNRG	Synergon Holding AD-Sofia	1.27	1.08	0.14	1.25	0.11	0.12	0.12	0.12	3.49	0.04	0.13
SYN	Synthetica AD-Sofia		119.24	24.71	2084.42		0.00		0.01	0.27	0.93	0.02
THQM	Tchaikapharma High Quality Medicines AD	375.21	29.76	13.70	189.60	0.03	0.04	0.04	0.05	5.36	0.14	0.40
TBS	Telelink Business Services Group AD-Sofia	22.03	14.33	4.84	21.96	0.24	0.23	0.24	0.24	21.21	0.01	0.36
TIB	Telematic Interactive Bulgaria AD-Sofia	9.15	1.72	3.45	8.05	0.30	0.34	0.38	0.43	3.45	0.24	1.60
TCH	TK-Hold PLC	195.59	51.98	3.59	131.62	0.01	0.01	0.02	0.03	0.94	0.57	0.03
TOPL	Toplivo AD-Sofia		0.12	0.31						2.43	0.29	1.75
T57	Trace Group Hold AD-Sofia	5.84	0.29	0.65	4.27	0.06	0.07	0.12	0.14	1.25	0.59	1.14
VAM	Velgraf Asset Management AD-Sofia	440.36	48.69	2.86	58.62	0.00	0.02	0.01	0.04	6.03	0.51	0.03
WMG	Web Media Group AD-Sofia		7.03	3.11	20.60					2.86	0.68	0.12
ZHBG	Zarneni Hrani Bulgaria AD-Sofia	188.41	6.72	0.10	14.48	0.00	0.01	0.00	0.01	1.80	0.18	0.01
HLEV	Zlaten Lev Holding AD	310.50	52.73	3.48	310.50	0.01	0.01	0.01	0.01	10.48	0.82	0.03

## Standard Equities Segment\* (based on consolidated reports\*\*)

Issue	Issuer	P / E	P / S	P / B	P / EBIT	ROA	EBIT / Total Asts.	ROE	EBIT / Equity	Current Ratio	Debt / Equity	Assets Turnover
ALB	Albena AD-Albena	127.48	0.92	0.25	4.79	0.00	0.01	0.00	0.01	0.89	0.20	0.21
ALCM	Alcomet AD-Shumen		0.28	0.42	5.53		0.00		0.00	1.40	0.37	0.92
ASKR	Asenova Krepost AD			1.68	22.07					3.19	0.26	
BNR	Bianor Holding AD-Sofia		0.81	1.78	44.28	0.00	0.00	0.00	0.00	1.45	0.36	0.58
BBRD	Billboard AD-Sofia	4.01	0.19	0.36	1.33	0.04	0.08	0.10	0.14	1.05	0.41	0.94
BRP	Bulgarian River Shipping AD-Ruse		1.04	0.33	15.31					3.23	0.09	0.28
BMTL	Bulmetal AD			0.93	0.40					1.08	0.61	
TXIM	CB Texim Bank AD-Sofia	46.01	4.84	2.02		0.00		0.05			0.91	
DUH	Doverie United Holding PLC	2.77	0.33	0.41	0.91	0.02	0.06	0.16	0.34	1.59	0.81	0.20
ETR	Etropal AD-Etropole	173.23	1.97	2.68	17.50	0.01	0.02	0.02	0.05	1.01	0.56	0.61
EUBG	Eurohold Bulgaria AD		0.07	1.43	2.07		0.02		0.20	1.57	0.90	1.58
GR6	Gradus AD-Stara Zagora		2.38	1.23						5.09	0.12	0.42
CHSB	Himsnab Bulgaria AD-Sofia	16.92	2.42	1.15	11.18	0.04	0.06	0.07	0.09	2.42	0.29	0.29
HCEN	Holding Center AD-Sofia	119.45	9.11	1.05	16.02	0.00	0.03	0.01	0.07	1.86	0.62	0.05
HNVK	Holding Nov Vek AD	259.49	2.65	2.13	18.14	0.00	0.02	0.01	0.08	2.29	0.69	0.23
HSOF	Holding Sveta Sofia AD-Sofia		1.59	0.95	4.32	0.00	0.03		0.12	1.35	0.76	0.11

\* Ratios are calculated on the base of the last weighted-average price as of the end of the month

\*\* Financial reports data (ttm)

Methodology for Calculation of Financial Ratios is available at [http://download.bse-sofia.bg/pdf/methodology\\_en.pdf](http://download.bse-sofia.bg/pdf/methodology_en.pdf)

# Financial Ratios

February  
2024

Issue	Issuer	P / E	P / S	P / B	P / EBIT	ROA	EBIT / Total Asts.	ROE	EBIT / Equity	Current Ratio	Debt / Equity	Assets Turnover
HVAR	Holding Varna AD	138.85	3.05	1.50	16.83	0.00	0.02	0.01	0.05	1.27	0.50	0.20
HIKA	Industrial Capital Holding AD-Sofia	4.79	0.12	0.62	0.73	0.04	0.19	0.14	0.24	4.86	0.18	1.44
IHB	Industrial Holding Bulgaria PLC-Sofia	26.46	1.34	0.43	7.64	0.01	0.02	0.02	0.02	5.01	0.11	0.29
IDH	Industry Development Holding AD-Sofia	62.03	5.30	1.07	7.51	0.00	0.02	0.01	0.07	1.63	0.76	0.03
IBG	Investor.BG AD-Sofia	55.70	4.69	4.03	28.85	0.03	0.05	0.08	0.12	0.82	0.58	0.37
LAV	Lavena AD	12.63	0.87	0.79	4.99	0.05	0.06	0.06	0.08	2.98	0.24	0.67
MSH	M+S Hydraulic AD-Kazanlak	11.50	1.71	3.18	7.67	0.21	0.25	0.29	0.35	3.27	0.22	1.43
NLC	Neo London Capital PLC	78.73	4.20	1.02	5.53	0.00	0.03	0.01	0.12	0.88	0.78	0.04
NEOH	Neochim AD-Dimitrovgrad		0.19	0.38						11.91	0.08	1.57
NGAZ	Oil and Gas Exploration and Production AD	26.49	1.73	0.83	8.72	0.02	0.03	0.03	0.04	3.37	0.20	0.37
PET	Petrol AD	3.93	0.04	0.94	0.95	0.03	0.06	0.34	0.74	1.43	0.92	2.55
HRZ	Rodna Zemya Holding AD-Sofia	106.86	0.88	1.78	7.69	0.00	0.02	0.02	0.07	1.88	0.67	0.55
GAMZ	Severcoop Gamza Holding AD-Sofia	6.68	2.15	0.76	2.85	0.03	0.07	0.12	0.25	2.51	0.68	0.10
HSI	Sila Holding AD		19.72	1.98	43.07	0.00	0.02		0.03	5.41	0.59	0.04
SCOM	Sofia Commerce-Pawn Brokerage AD-Sofia	7.75	3.16	1.99	6.11	0.20	0.24	0.29	0.31	6.16	0.19	0.49
SFT	Sopharma Trading AD-Sofia	6.41	0.11	1.55	2.58	0.05	0.07	0.27	0.38	1.12	0.81	2.75
SPDY	Speedy AD-Sofia	18.34	1.68	7.05	8.88	0.16	0.19	0.43	0.52	1.21	0.61	1.76
SKEH	SS Konstantine and Elena Holding AD		1.35	1.94	13.36		0.00		0.02	0.51	0.76	0.25
SPH	Stara Planina Hold AD-Sofia	16.00	0.59	1.67	3.45	0.04	0.14	0.11	0.19	3.18	0.19	1.15
SNRG	Synergon Holding AD-Sofia	2.00	0.03	0.09	0.91	0.03	0.04	0.04	0.06	1.86	0.27	2.41
SYN	Synthetica AD-Sofia		4.32	8.18	51.00		0.02		0.08	0.57	0.86	0.29
THQM	Tchaikapharma High Quality Medicines AD	375.21	29.76	13.70	189.60	0.03	0.04	0.04	0.05	5.36	0.14	0.40
TBS	Telelink Business Services Group AD-Sofia	12.21	0.71	4.91	7.80	0.11	0.13	0.52	0.60	1.23	0.76	1.94
TIB	Telematic Interactive Bulgaria AD-Sofia	9.30	1.64	3.42	7.70	0.29	0.32	0.37	0.41	3.40	0.25	1.63
TCH	TK-Hold PLC	115.74	4.46	1.60	36.74	0.01	0.01	0.01	0.01	6.65	0.13	0.28
TOPL	Toplivo AD-Sofia			0.26	487.37					2.07	0.40	
T57	Trace Group Hold AD-Sofia	4.61	0.27	0.66	3.09	0.07	0.09	0.16	0.19	1.33	0.60	1.25
VAM	Velgraf Asset Management AD-Sofia	2 985.06	47.41	2.90	62.11	0.00	0.02	0.00	0.04	6.11	0.52	0.03
WMG	Web Media Group AD-Sofia		4.21	3.41	15.86					2.66	0.71	0.20
ZHBG	Zarneni Hrani Bulgaria AD-Sofia	5.52	0.33	0.10	1.60	0.01	0.02	0.02	0.03	3.30	0.22	0.19
HLEV	Zlaten Lev Holding AD	68.52	13.19	3.15	42.91	0.03	0.03	0.05	0.06	8.83	0.81	0.13

## SPVs Segment\* (based on non-consolidated reports\*\*)

Issue	Issuer	P / E	P / S	P / B	P / EBIT	ROA	EBIT / Total Asts.	ROE	EBIT / Equity	Current Ratio	Debt / Equity	Assets Turnover
ATER	Advance Terrafund REIT-Sofia	118.14	8.75	0.86	118.14	0.01	0.01	0.01	0.01	10.08	0.01	0.10
AKTV	Aktiv Properties REIT	7.60	3.42	0.55	4.13	0.03	0.05	0.07	0.13	20.08	0.61	0.06
ALT	Alteron REIT-Varna	33.56	21.33	1.10	15.26	0.01	0.03	0.03	0.07	1.46	0.61	0.02
BSP	Balkan and Sea Properties REIT-Varna		163.53	2.96			0.00		0.00	1.27	0.56	0.01
BPF	Bravo Property Fund REIT-Sofia	6.34	4.32	0.92	5.53	0.09	0.10	0.15	0.17	0.14	0.39	0.13
BREF	Bulgarian Real Estate Fund REIT-Sofia	5.34	3.92	0.67	5.05	0.11	0.11	0.14	0.15	0.79	0.20	0.14
BRF	Bulgarian Receivables Fund SPE-Sofia	9.19	1.66	1.23	2.11	0.01	0.04	0.15	0.64	2.96	0.94	0.05
LAND	Bulland Investments REIT-Sofia		631.02	0.82						54.80		
CAPM	Capital Management SPV-Sofia	34.64	20.73	1.76	28.66	0.04	0.04	0.05	0.06	5.31	0.28	0.06
EXPR	Exclusive Property REIT-Sofia	15.16	10.03	1.12	12.86	0.05	0.06	0.08	0.09	0.37	0.30	0.08
FPP	FairPlay Properties REIT-Sofia	22.79	6.42	0.66	14.91	0.02	0.03	0.03	0.04	7.23	0.27	0.08
FAM	Finance Assistance Management SPV			2.74	7.99					3.64	0.98	
PREM	Premier Fund REIT-Varna	235.25	7.49	1.19	13.88	0.00	0.02	0.01	0.08	0.04	0.72	0.04
RPF	Roi Property Fund REIT-Sofia	2 494.55	30.53	2.04	55.91	0.00	0.02	0.00	0.04	1.23	0.45	0.03
SFB	Sopharma Buildings REIT		791.73	8.11						3.85	0.23	0.01
SFI	Sopharma Properties REIT-Sofia	17.07	12.40	2.28	16.83	0.13	0.13	0.14	0.14	0.33	0.08	0.17
SBPF	Super Borovetz Property Fund REIT	133.10	39.49	1.42	42.46	0.01	0.02	0.01	0.03	0.90	0.43	0.02

\* Ratios are calculated on the base of the last weighted-average price as of the end of the month

\*\* Financial reports data (ttm)

Methodology for Calculation of Financial Ratios is available at [http://download.bse-sofia.bg/pdf/methodology\\_en.pdf](http://download.bse-sofia.bg/pdf/methodology_en.pdf)

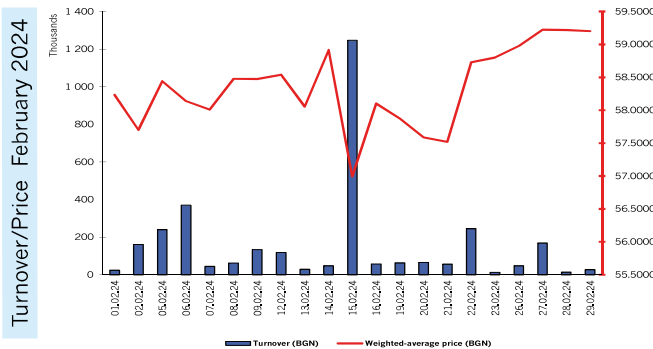
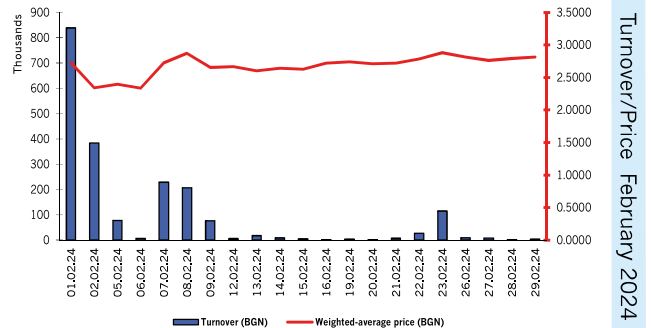


# Top 5 Stocks by Trades

February 2024

## First Investment Bank

BSE code of the issue	FIB
Volume of the issue (common shares)	149 084 800
Nominal value (BGN per share)	1.00
Last gross dividend 2022 (BGN per share)	0.00
Trading on regulated market as from the beginning of the year	
Volume in lots	927 065
Value in BGN	2 539 068.42
Trades	1 246

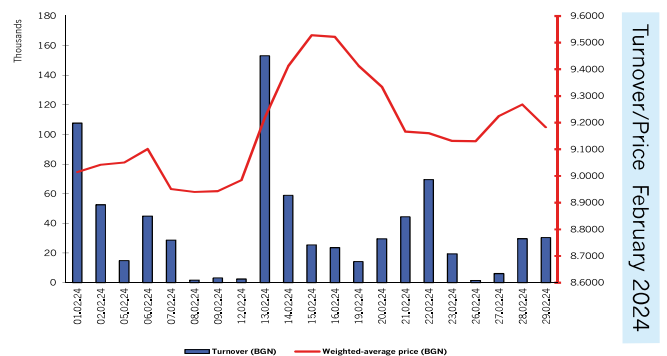


## Shelly Group

BSE code of the issue	SLYG
Volume of the issue (common shares)	18 050 945
Nominal value (BGN per share)	1.00
Last gross dividend 2022 (BGN per share)	0.2500
Trading on regulated market as from the beginning of the year	
Volume in lots	164 942
Value in BGN	8 952 956.10
Trades	1 933

## Doverie United Holding

BSE code of the issue	DUH
Volume of the issue (common shares)	21 499 855
Nominal value (BGN per share)	1.00
Last gross dividend 2022 (BGN per share)	0.00
Trading on regulated market as from the beginning of the year	
Volume in lots	129 591
Value in BGN	1 167 620.08
Trades	732

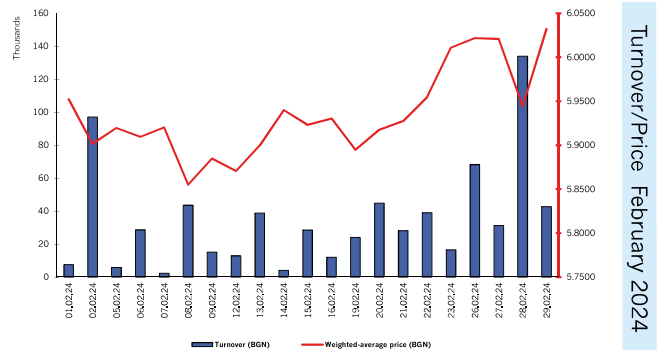


# Top 5 Stocks by Trades

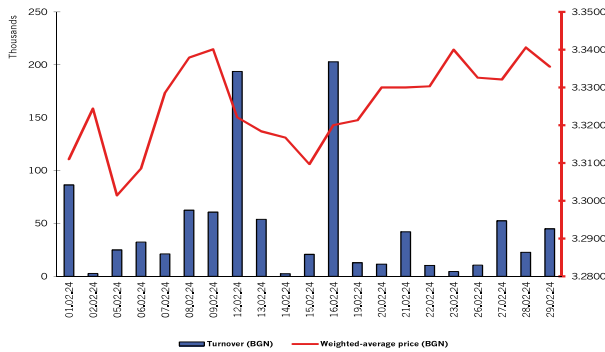
February 2024

## Sopharma

BSE code of the issue	SFA
Volume of the issue (common shares)	172 590 578
Nominal value (BGN per share)	1.00
Last gross dividend 2023 (BGN per share)	0.9000
Trading on regulated market as from the beginning of the year	
Volume in lots	321 473
Value in BGN	1 900 053.26
Trades	821



Turnover/Price February 2024



## Advance Terrafund REIT

BSE code of the issue	ATER
Volume of the issue (common shares)	85 110 091
Nominal value (BGN per share)	1.00
Last gross dividend 2022 (BGN per share)	0.2420
Trading on regulated market as from the beginning of the year	
Volume in lots	421 184
Value in BGN	1 397 534.23
Trades	455