

**February
2020**

MONTHLY BULLETIN



БФБ

BULGARIAN STOCK EXCHANGE

1000 Sofia, 6 Tri ushi St.

Tel: (+359 2) 937 09 45; Fax: (+359 2) 937 09 46

<http://www.bse-sofia.bg>; e-mail: bse@bse-sofia.bg

General Statistics

February
2020

Capitalization of BSE Main Market		Change	
As of 29 February 2020			
Market Segment	Capitalization	January * 2020	February * 2019
Premium Equities Segment	1,610,036,316.76	-8.97%	-19.11%
Standard Equities Segment	6,291,450,860.54	-1.09%	3.30%
Special Purpose Vehicles Segment	807,882,188.17	0.60%	32.77%
Total Capitalization of BSE Main Market	8,709,369,365.47	-2.50%	0.23%

* as of the end of the period

Issues admitted to trading on BSE Main Market			
Market Segment	Number of new issues	Number of delisted issues	Number of listed issues as of the end of the month
Premium Equities Segment	0	0	7
Standard Equities Segment	0	0	59
Special Purpose Vehicles Segment	0	0	15
Bonds Segment	2	0	70
Compensatory Instruments Segment	0	0	3
Exchange Traded Products Segment	0	0	14
Subscription Rights Segment	1	2	1
Initial Public Offering Segment	0	0	0
Government Securities Segment	0	0	16
TOTAL :	3	2	185

* as of the end of the period

BSE Indices

SOFIX

Value *	550.25
Monthly change	-4.45%
Annual change	-6.00%
P/E **	9.29
P/B **	0.78

BGBX 40

Value *	109.41
Monthly change	-3.35%
Annual change	-5.79%
P/E **	11.33
P/B **	1.42

BG TR30

Value *	507.27
Monthly change	-2.98%
Annual change	0.24%
P/E **	51.33
P/B **	2.23

BG REIT

Value *	136.39
Monthly change	1.99%
Annual change	12.82%
P/E **	34.52
P/B **	1.25

* Values as of 29 February 2020

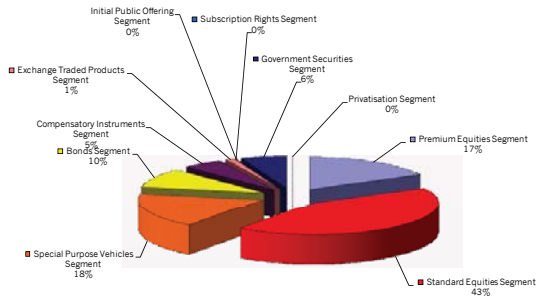
** P (prices) are weighted-average

** Financial reports data (ttm)

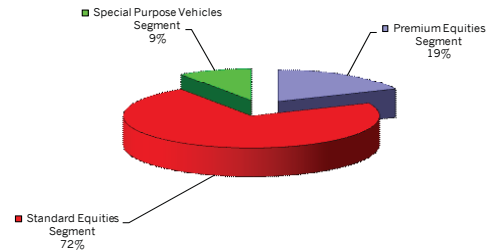
Monthly Trading by BSE Main Market Segments

Market Segment	February 2020			Change in turnover (%)	
	Trades	Turnover (BGN)	Volume (lots)	January 2020	February 2019
Premium Equities Segment	1,712	2,904,414	1,545,940	-6.48%	-15.16%
Standard Equities Segment	2,081	7,165,958	2,793,108	-15.34%	-44.98%
Special Purpose Vehicles Segment	524	2,982,927	904,552	-51.69%	73.45%
Bonds Segment	31	1,625,405	1,064	-59.13%	66.85%
Compensatory Instruments Segment	72	892,219	3,739,801	-33.93%	71.13%
Exchange Traded Products Segment	50	200,749	1,085,405	207.42%	-23.58%
Subscription Rights Segment	2	349	698,450	-98.15%	-55.82%
Initial Public Offering Segment	0	0	0	n/a	n/a
Government Securities Segment	1	1,001,735	378	n/a	n/a
Privatisation Segment	0	0	0	n/a	n/a
TOTAL:	4,473	16,773,757	10,768,698	-27.56%	-15.83%

Turnover by Segments of BSE Main Market



Capitalization by Segments of BSE Main Market



New issues admitted to trading on the BSE Main Market in February

Issue	Issuer	First Quotation Date	Trading Currency	Amount of the issue in the respective currency	Market Segment
229F	Elana Financial Holding AD-Sofia	27.02.2020	EUR	2,000,000	Bonds Segment
4HSA	Holding Sveta Sofia AD-Sofia	27.02.2020	BGN	20,000,000	Bonds Segment

Daily-Average Trading by BSE Main Market Segments

Market Segment	February 2020			Change in turnover (%)	
	Trades	Turnover (BGN)	Volume (lots)	January 2020	February 2019
Premium Equities Segment	86	145,221	77,297	2.87%	-15.16%
Standard Equities Segment	104	358,298	139,655	-6.87%	-44.98%
Special Purpose Vehicles Segment	26	149,146	45,228	-46.86%	73.45%
Bonds Segment	2	81,270	53	-55.05%	66.85%
Compensatory Instruments Segment	4	44,611	186,990	-27.33%	71.13%
Exchange Traded Products Segment	3	10,037	54,270	238.16%	-23.58%
Subscription Rights Segment	0	17	34,923	-97.96%	-55.82%
Initial Public Offering Segment	0	0	0	n/a	n/a
Government Securities Segment	0	50,087	19	n/a	n/a
Privatisation Segment	0	0	0	n/a	n/a
TOTAL:	224	838,688	538,435	-20.32%	-15.83%

Number of trading sessions in February

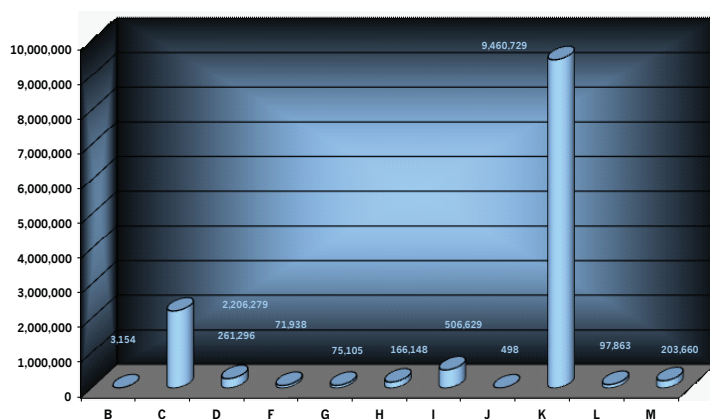
20

Monthly Average USD/BGN Exchange Rate

1.7930

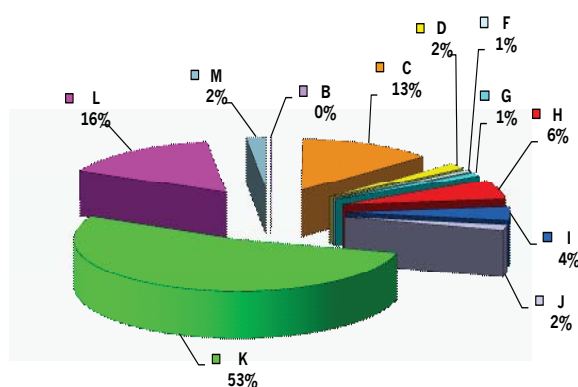
Trading by sections under NACE, Rev. 2		Trades	Volume (lots)	Turnover (BGN)
B	Mining and quarrying	6	483	3,153.85
C	Manufacturing	781	452,171	2,206,279.49
D	Electricity,gas,steam and air conditioning supply	60	504	261,296.00
F	Construction	100	20,145	71,937.68
G	Wholesale and retail trade; repair of motor vehicles and motorcycles	102	193,648	75,105.11
H	Transportation and storage	58	21,714	166,147.55
I	Accommodation and food service activities	102	13,165	506,629.20
J	Information and communication	1	30	498.00
K	Financial and insurance activities	2,886	4,159,316	9,460,728.99
L	Real estate activities	63	55,520	97,862.98
M	Professional, scientific and technical activities	158	326,904	203,660.12

Share of sections under NACE, Rev. 2 in the total turnover (BGN) on the BSE Main Market in February



- B Mining and quarrying
- C Manufacturing
- D Electricity,gas,steam and air conditioning supply
- F Construction
- G Wholesale and retail trade; repair of motor vehicles and motorcycles
- H Transportation and storage
- I Accommodation and food service activities
- J Information and communication
- K Financial and insurance activities
- L Real estate activities
- M Professional, scientific and technical activities

Share of sections under NACE, Rev. 2 in the total turnover on the BSE Main Market in the last 365 days



- B Mining and quarrying
- C Manufacturing
- D Electricity,gas,steam and air conditioning supply
- F Construction
- G Wholesale and retail trade; repair of motor vehicles and motorcycles
- H Transportation and storage
- I Accommodation and food service activities
- J Information and communication
- K Financial and insurance activities
- L Real estate activities
- M Professional, scientific and technical activities

TOP 5

Liquidity Ranking

Issuer	Trades	Volume (lots)	Turnover (BGN)
Chimimport AD-Sofia	561	618,300	901,187.38
Doverie United Holding PLC-Sofia	418	191,584	1,048,454.25
Sopharma AD-Sofia	329	174,381	583,441.12
CB First Investment Bank AD-Sofia	273	132,268	394,224.12
CB Central Cooperative Bank AD-Sofia	248	206,404	289,892.80

TOP 5

Members

Trades		Turnover (BGN)	
Inv. Intermediary "Karoll" AD	3,080	Inv. Intermediary "Karoll" AD	5,444,900.40
Inv. Intermediary "Elana Trading" AD	1,449	Inv. Intermediary "First Financial Brokerage House" EOOD	4,052,563.56
Inv. Intermediary "BenchMark Finance" AD	1,099	Inv. Intermediary "Euro - Finance" AD	3,593,862.63
Inv. Intermediary "First Financial Brokerage House" EOOD	1,024	Inv. Intermediary "Elana Trading" AD	2,747,806.88
Inv. Intermediary "UG Market" AD	471	Inv. Intermediary "Capman" AD	2,534,261.58

TOP 30

Capitalization as of 29 February 2020

Issues of shares on the BSE Main Market

Issue	Issuer	Nominal (BGN)	Amount (Shares)	Closing price (BGN)	Capitalization (BGN)
7TH	Tchaikapharma High Quality Medicines AD-Sofia	1.00	82,200,000	11.4000	937,080,000.00
3JR	Sopharma AD-Sofia	1.00	134,797,899	3.3800	455,616,898.62
GR6	Gradus AD-Stara Zagora	1.00	243,608,710	1.6550	403,172,415.05
3CZ	CEZ Distribution Bulgaria AD-Sofia	1.00	1,928,000	202.0000	389,456,000.00
6C4	Chimimport AD-Sofia	1.00	239,646,267	1.3850	331,910,079.80
OSP	Speedy AD-Sofia	1.00	5,377,619	56.5000	303,835,473.50
5F4	CB First Investment Bank AD-Sofia	1.00	110,000,000	2.7600	303,600,000.00
4EH	Eurohold Bulgaria AD-Sofia	1.00	197,525,600	1.4300	282,461,608.00
1VX	Velgraf Asset Management AD-Sofia	1.00	68,979,758	3.9600	273,159,841.68
5V2	Holding Varna AD-Varna	1.00	6,485,897	40.0000	259,435,880.00
5MH	M+S Hydraulic AD-Kazanlak	1.00	39,445,200	6.3000	248,504,760.00
5MB	Monbat AD-Sofia	1.00	39,000,000	6.2000	241,800,000.00
SO5	Sopharma Trading AD-Sofia	1.00	34,276,050	5.4500	186,804,472.50
4CF	CB Central Cooperative Bank AD-Sofia	1.00	127,129,970	1.3600	172,896,759.20
6AB	Albena AD-Albena	1.00	4,273,126	40.0000	170,925,040.00
5BN	CB Bulgarian American Credit Bank AD-Sofia	1.00	24,691,313	6.7500	166,666,362.75
6A6	Advance Terrafund REIT-Sofia	1.00	85,110,091	1.7700	150,644,861.07
6S6	Sopharma Properties REIT-Sofia	1.00	21,415,928	6.7000	143,486,717.60
GTH	Galata Investment Company AD-Varna	1.00	68,571,234	1.9200	131,656,769.28
6AM	Alcomet AD-Shumen	1.00	17,952,959	7.3000	131,056,600.70
EHN	Synthetica AD-Sofia	1.00	3,000,000	43.0000	129,000,000.00
6R2	Rodna Zemya Holding AD-Dobrich	1.00	56,010,597	2.1400	119,862,677.58
5H4	Balkan and Sea Properties REIT-Varna	1.00	6,925,156	17.2000	119,112,683.20
5DOV	Doverie United Holding PLC-Sofia	1.00	18,736,099	6.3000	118,037,423.70
58E	Himsnab Bulgaria AD-Sofia	1.00	2,494,631	46.6000	116,249,804.60
94G	235 Holdings AD-Sofia	1.00	5,109,000	22.6000	115,463,400.00
5SR	Stara Planina Hold AD-Sofia	1.00	21,000,000	5.4000	113,400,000.00
1CZ	CEZ Electro Bulgaria AD-Sofia	10.00	5,000	22,600.0000	113,000,000.00
5CQ	Capital Management SPV-Sofia	1.00	1,758,296	63.5000	111,651,796.00
4ID	Industrial Holding Bulgaria PLC-Sofia	1.00	107,400,643	1.0000	107,400,643.00

Premium Equities Segment

Issue	Issuer	Nominal (BGN)	Amount (Shares)	Closing price (BGN)	Capitalisation (BGN)
3JR	Sopharma AD-Sofia	1.00	134,797,899	3.3800	455,616,898.62
4CF	CB Central Cooperative Bank AD-Sofia	1.00	127,129,970	1.3600	172,896,759.20
4KX	Korado Bulgaria AD-Strazhitsa	1.00	13,168,614	5.7500	75,719,530.50
5F4	CB First Investment Bank AD-Sofia	1.00	110,000,000	2.7600	303,600,000.00
5MB	Monbat AD-Sofia	1.00	39,000,000	6.2000	241,800,000.00
6C4	Chimimport AD-Sofia	1.00	239,646,267	1.3850	331,910,079.80
SKK	Sirma Group Holding JSC-Sofia	1.00	59,360,518	0.4800	28,493,048.64

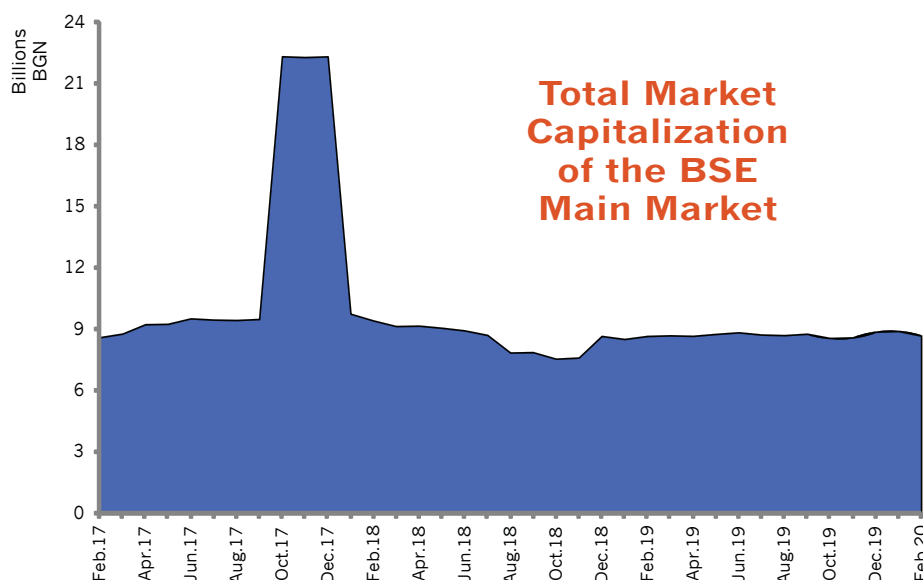
Standard Equities Segment

Issue	Issuer	Nominal (BGN)	Amount (Shares)	Closing price (BGN)	Capitalisation (BGN)
94G	235 Holdings AD-Sofia	1.00	5,109,000	22.6000	115,463,400.00
A72	Agria Group Holding AD-Varna	1.00	6,800,000	7.2000	48,960,000.00
6AB	Albena AD-Albena	1.00	4,273,126	40.0000	170,925,040.00
6AM	Alcomet AD-Shumen	1.00	17,952,959	7.3000	131,056,600.70
A4L	Allterco AD-Sofia	1.00	15,000,000	3.5200	52,800,000.00
A00	BG Agro AD-Varna	1.00	40,357,440	1.6000	64,571,904.00
5BP	Billboard AD-Sofia	1.00	15,000,000	0.4000	6,000,000.00
5BR	Bulgarian River Shipping AD-Ruse	1.00	35,708,674	0.5000	17,854,337.00
BSO	Bulgarian Stock Exchange-Sofia	1.00	6,582,860	4.8000	31,597,728.00
5BN	CB Bulgarian American Credit Bank AD-Sofia	1.00	24,691,313	6.7500	166,666,362.75
5CP	CB Texim Bank AD-Sofia	1.00	27,995,036	2.8000	78,386,100.80
3CZ	CEZ Distribution Bulgaria AD-Sofia	1.00	1,928,000	202.0000	389,456,000.00
1CZ	CEZ Electro Bulgaria AD-Sofia	10.00	5,000	22,600.0000	113,000,000.00
5DOV	Doverie United Holding PLC-Sofia	1.00	18,736,099	6.3000	118,037,423.70
0EA	Elana Agrocredit AD-Sofia	1.00	36,629,925	1.1100	40,659,216.75
52E	Elhim Iskra AD-Pazardzhik	1.00	25,108,410	0.9000	22,597,569.00
57E	EMKA AD-Sevlievo	1.00	21,699,726	2.1800	47,305,402.68
5EO	Etropal AD-Etropole	1.00	5,000,000	5.8000	29,000,000.00
4EH	Eurohold Bulgaria AD-Sofia	1.00	197,525,600	1.4300	282,461,608.00
4F6	Fazerles AD-Silistra	1.00	515,000	19.3000	9,939,500.00
4F8	Formoplast AD-Kardzhali	1.00	3,798,905	5.7000	21,653,758.50
GTH	Galata Investment Company AD-Varna	1.00	68,571,234	1.9200	131,656,769.28
GR6	Gradus AD-Stara Zagora	1.00	243,608,710	1.6550	403,172,415.05
58E	Himsnab Bulgaria AD-Sofia	1.00	2,494,631	46.6000	116,249,804.60
6N3	Holding Nov Vek AD-Sofia	1.00	5,610,437	17.3000	97,060,560.10
4HS	Holding Sveta Sofia AD-Sofia	1.00	9,940,391	3.9000	38,767,524.90
5V2	Holding Varna AD-Varna	1.00	6,485,897	40.0000	259,435,880.00
4HE	Hydraulic Elements and Systems AD-Yambol	1.00	18,193,752	3.8800	70,591,757.76
4I8	Industrial Capital Holding AD-Sofia	1.00	15,864,544	1.6900	26,811,079.36
4ID	Industrial Holding Bulgaria PLC-Sofia	1.00	107,400,643	1.0000	107,400,643.00
6R1	Industry Development Holding JSC-Sofia	1.00	9,980,925	2.1800	21,758,416.50
4IN	Investor.BG AD-Sofia	1.00	4,782,362	16.6000	79,387,209.20
4L4	Lavena AD-Shumen	1.00	9,919,410	3.5000	34,717,935.00
5MH	M+S Hydraulic AD-Kazanlak	1.00	39,445,200	6.3000	248,504,760.00
178B	Neo London Capital PLC-Sofia	100.00	99,950	146.0000	14,592,700.00
3NB	Neochim AD-Dimitrovgrad	1.00	2,654,358	16.0000	42,469,728.00
50DE	Odessos Shiprepair Yard AD-Varna	1.00	586,642	96.5000	56,610,953.00
4O1	Oil and Gas Exploration and Production AD-Sofia	1.00	12,228,062	6.6500	81,316,612.30
5PET	Petrol AD-Sofia	4.00	27,312,403	0.5800	15,841,193.74
P2B	Port Flot-Burgas AD-Burgas	1.00	10,000,000	4.0600	40,600,000.00
RGL	Regala Invest AD-Varna	1.00	18,428,734	2.8600	52,706,179.24
6R2	Rodna Zemya Holding AD-Dobrich	1.00	56,010,597	2.1400	119,862,677.58
6S4	Severcoop Gamza Holding AD-Sofia	2.00	5,347,798	4.0000	21,391,192.00

Issue	Issuer	Nominal (BGN)	Amount (Shares)	Closing price (BGN)	Capitalisation (BGN)
6S5	Sila Holding AD-Sofia	1.00	36,852,997	2.2000	81,076,593.40
6SOA	Sofia Commerce-Pawn Brokerage AD-Sofia	1.00	2,172,315	5.9500	12,925,274.25
6SOP	Sofia Commerce-Pawn Brokerage AD-Sofia	1.00	201,154	6.4500	1,297,443.30
SO5	Sopharma Trading AD-Sofia	1.00	34,276,050	5.4500	186,804,472.50
OSP	Speedy AD-Sofia	1.00	5,377,619	56.5000	303,835,473.50
3NJ	SS Konstantine And Elena Holding AD-Varna	1.00	2,309,561	19.4000	44,805,483.40
5SR	Stara Planina Hold AD-Sofia	1.00	21,000,000	5.4000	113,400,000.00
6S7	Synergion Holding AD-Sofia	1.00	18,358,849	0.8600	15,788,610.14
EHN	Synthetica AD-Sofia	1.00	3,000,000	43.0000	129,000,000.00
7TH	Tchaikapharma High Quality Medicines AD-Sofia	1.00	82,200,000	11.4000	937,080,000.00
3TV	Toplivo AD-Sofia	1.00	5,416,829	3.1000	16,792,169.90
T57	Trace Group Hold AD-Sofia	1.00	24,200,000	3.3400	80,828,000.00
1VX	Velgraf Asset Management AD-Sofia	1.00	68,979,758	3.9600	273,159,841.68
4PX	Yuri Gagarin PLC-Plovdiv	1.00	1,003,904	7.2500	7,278,304.00
T43	Zarneni Hrani Bulgaria AD-Sofia	1.00	195,660,287	0.1860	36,392,813.38
3ZL	Zlatni Pyasatsi AD-Varna	1.00	6,493,577	1.8000	11,688,438.60

Special Purpose Vehicles Segment

Issue	Issuer	Nominal (BGN)	Amount (Shares)	Closing price (BGN)	Capitalisation (BGN)
5AX	Aktiv Properties REIT-Plovdiv	9.00	2,192,011	11.5000	25,208,126.50
5BD	Bulland Investments REIT-Sofia	1.00	15,008,125	1.0800	16,208,775.00
5BU	Bulgarian Real Estate Fund REIT-Sofia	1.00	34,641,925	2.1000	72,748,042.50
5CQ	Capital Management SPV-Sofia	1.00	1,758,296	63.5000	111,651,796.00
5EX	Exclusive Property REIT-Sofia	1.00	9,452,340	1.0900	10,303,050.60
5H4	Balkan and Sea Properties REIT-Varna	1.00	6,925,156	17.2000	119,112,683.20
6A6	Advance Terrafund REIT-Sofia	1.00	85,110,091	1.7700	150,644,861.07
6F3	FairPlay Properties REIT-Sofia	1.00	33,145,400	0.4200	13,921,068.00
6S6	Sopharma Properties REIT-Sofia	1.00	21,415,928	6.7000	143,486,717.60
6SB	Super Borovetz Property Fund REIT-Varna	1.00	23,379,995	2.5600	59,852,787.20
9BH	Bulgarian Receivables Fund SPE-Sofia	1.00	1,500,000	1.0200	1,530,000.00
BPY	Bravo Property Fund REIT-Sofia	1.00	36,700,000	1.1100	40,737,000.00
E7P	Expat Beta REIT-Sofia	1.00	5,143,190	0.9500	4,886,030.50
FAW	Finance Assistance Management SPV-Sofia	1.00	650,000		
RPR	Roi Property Fund REIT-Sofia	1.00	6,162,500	6.1000	37,591,250.00



Trade by Issues

February
2020

Premium Equities Segment

Issue	Issuer	Trades	Volume (lots)	Turnover (BGN)	Trading currency	Weighted & Corrected Values			Closing price	As from
						Average price	Min. price	Max. price		
3JR	Sopharma AD-Sofia	329	174,381	583,441.12	BGN	3.3460	3.2808	3.4967	3.3800	28.02.2020
4CF	CB Central Cooperative Bank AD-Sofia	248	206,404	289,892.80	BGN	1.4040	1.3013	1.5613	1.3600	28.02.2020
4KX	Korado Bulgaria AD-Strazhitsa	34	4,738	28,915.65	BGN	6.1030	5.7835	6.3000	5.7500	28.02.2020
5F4	CB First Investment Bank AD-Sofia	273	132,268	394,224.12	BGN	2.9800	2.6431	3.2600	2.7600	28.02.2020
5MB	Monbat AD-Sofia	123	85,734	522,975.50	BGN	6.1000	6.0082	6.4843	6.2000	28.02.2020
6C4	Chimimport AD-Sofia	561	618,300	901,187.38	BGN	1.4580	1.3730	1.6074	1.3850	28.02.2020
SKK	Sirma Group Holding JSC-Sofia	144	324,115	183,777.42	BGN	0.5670	0.4834	0.6300	0.4800	28.02.2020

Standard Equities Segment

Issue	Issuer	Trades	Volume (lots)	Turnover (BGN)	Trading currency	Weighted & Corrected Values			Closing price	As from
						Average price	Min. price	Max. price		
OEA	Elana Agrocredit AD-Sofia	104	268,620	301,527.05	BGN	1.1220	1.1097	1.1406	1.1100	28.02.2020
OSP	Speedy AD-Sofia	49	2,864	156,507.50	BGN	54.6460	53.2258	56.0000	56.5000	28.02.2020
17BB	Neo London Capital PLC-Sofia	3	6	864.00	BGN	144.0000	144.0000	144.0000	146.0000	28.02.2020
1CZ	CEZ Electro Bulgaria AD-Sofia	1	7	158,200.00	BGN	22,600.0000	22,600.0000	22,600.0000	22,600.0000	06.02.2020
1VX	Velgraf Asset Management AD-Sofia	1	200	792.00	BGN	3.9600	3.9600	3.9600	3.9600	24.02.2020
3CZ	CEZ Distribution Bulgaria AD-Sofia	59	497	103,096.00	BGN	207.4370	201.9794	212.0000	202.0000	28.02.2020
3NB	Necchim AD-Dimitrovgrad	40	16,744	278,803.60	BGN	16.6510	15.4000	17.9000	16.0000	28.02.2020
3NJ	SS Konstantine And Elena Holding AD-Varna	12	1,405	25,461.00	BGN	18.1220	18.1217	18.1217	19.4000	13.02.2020
3TV	Toplivo AD-Sofia	3	214	451.40	BGN	2.1090	2.0800	3.1000	3.1000	28.02.2020
3ZL	Zlatni Pyasatsi AD-Varna	1	250	450.00	BGN	1.8000	1.8000	1.8000	1.8000	11.02.2020
4EH	Eurohold Bulgaria AD-Sofia	67	755,334	1,127,960.25	BGN	1.4930	1.3431	1.5100	1.4300	28.02.2020
4F6	Fazerles AD-Siliistra	7	358	7,048.60	BGN	19.6890	19.3000	21.0000	19.3000	28.02.2020
4F8	Formoplast AD-Kardzhali	12	1,596	9,079.70	BGN	5.6890	5.6789	5.7000	5.7000	28.02.2020
4HE	Hydraulic Elements and Systems AD-Yambol	51	35,081	142,169.28	BGN	4.0530	3.9776	4.3000	3.8800	28.02.2020
4HS	Holding Sveta Sofia AD-Sofia	28	2,626	9,821.32	BGN	3.7400	3.6100	3.8830	3.9000	28.02.2020
4I8	Industrial Capital Holding AD-Sofia	36	10,344	18,576.20	BGN	1.7960	1.7153	1.9700	1.6900	28.02.2020
4ID	Industrial Holding Bulgaria PLC-Sofia	47	362,903	372,727.33	BGN	1.0270	1.0004	1.0600	1.0000	28.02.2020
4IN	Investor.BG AD-Sofia	1	30	498.00	BGN	16.6000	16.6000	16.6000	16.6000	13.02.2020
4L4	Lavena AD-Shumen	14	6,218	22,335.08	BGN	3.5920	3.4907	3.7400	3.5000	28.02.2020
4O1	Oil and Gas Exploration and Production AD-Sofia	6	483	3,153.85	BGN	6.5300	6.4500	6.7500	6.6500	28.02.2020
4PX	Yuri Gagarin PLC-Plovdiv	6	730	5,227.50	BGN	7.1610	7.1500	7.2500	7.2500	07.02.2020
52E	Elhim Iskra AD-Pazardzhik	20	11,330	10,382.30	BGN	0.9160	0.9000	0.9275	0.9000	28.02.2020
57E	EMKA AD-Sevlievo	8	2,798	6,140.74	BGN	2.1950	2.1800	2.2200	2.1800	24.02.2020
58E	Himsnab Bulgaria AD-Sofia	1	15	699.00	BGN	46.6000	46.6000	46.6000	46.6000	24.02.2020
5BN	CB Bulgarian American Credit Bank AD-Sofia	12	3,626	24,191.60	BGN	6.6720	6.6341	6.7500	6.7500	25.02.2020
5BP	Billboard AD-Sofia	14	23,986	9,444.67	BGN	0.3940	0.3926	0.4180	0.4000	26.02.2020
5BR	Bulgarian River Shipping AD-Ruse	8	18,840	9,599.45	BGN	0.5100	0.5005	0.6000	0.5000	19.02.2020
5CP	CB Texim Bank AD-Sofia	3	81	186.21	BGN	2.2990	2.2989	2.2989	2.8000	26.02.2020
5DOV	Doverie United Holding PLC-Sofia	418	191,584	1,048,454.25	BGN	5.4730	5.0985	5.9598	6.3000	28.02.2020
5EO	Etropal AD-Etropole	4	1,200	6,960.00	BGN	5.8000	5.8000	5.8000	5.8000	28.02.2020
5MH	M+S Hydraulic AD-Kazanlak	77	80,214	496,829.45	BGN	6.1940	6.1000	6.4611	6.3000	28.02.2020
5ODE	Odosos Shiprepair Yard AD-Varna	3	42	3,587.50	BGN	85.4170	85.0000	96.5000	96.5000	25.02.2020
5PET	Petrol AD-Sofia	4	799	476.54	BGN	0.5960	0.5850	0.5979	0.5800	27.02.2020
5SR	Stara Planina Hold AD-Sofia	139	37,617	199,592.55	BGN	5.3060	5.0646	5.4386	5.4000	28.02.2020
5V2	Holding Varna AD-Varna	58	5,230	203,225.40	BGN	38.8580	38.4000	40.0000	40.0000	28.02.2020
6AB	Albena AD-Albena	101	12,915	506,179.20	BGN	39.1930	39.0054	41.4000	40.0000	28.02.2020
6AM	Alcomet AD-Shumen	16	1,491	10,572.10	BGN	7.0910	6.9743	7.3000	7.3000	28.02.2020
6N3	Holding Nov Vek AD-Sofia	12	320	5,305.50	BGN	16.5800	15.4000	17.1364	17.3000	28.02.2020
6R1	Industry Development Holding JSC-Sofia	5	1,050	2,257.72	BGN	2.1500	2.1409	2.1800	2.1800	24.02.2020
6R2	Rodna Zemya Holding AD-Dobrich	6	448,000	958,720.00	BGN	2.1400	2.1400	2.1400	2.1400	20.02.2020
6S4	Severcoop Gamza Holding AD-Sofia	17	538	1,999.68	BGN	3.7170	3.4400	3.9622	4.0000	28.02.2020

Trade by Issues

February
2020

Issue	Issuer	Trades	Volume (lots)	Turnover (BGN)	Trading currency	Weighted & Corrected Values			Closing price	As from
						Average price	Min. price	Max. price		
6S5	Sila Holding AD-Sofia	12	23,770	52,294.00	BGN	2.2000	2.2000	2.2000	2.2000	21.02.2020
6S7	Synergon Holding AD-Sofia	12	21,118	19,249.55	BGN	0.9120	0.8600	0.9200	0.8600	28.02.2020
6SOA	Sofia Commerce-Pawn Brokerage AD-Sofia	68	18,546	115,209.45	BGN	6.2120	5.7773	6.8500	5.9500	28.02.2020
6SOP	Sofia Commerce-Pawn Brokerage AD-Sofia	22	11,630	76,910.45	BGN	6.6130	6.3830	7.2000	6.4500	28.02.2020
7TH	Tchaikapharma High Quality Medicines AD-Sofia	23	5,530	62,366.70	BGN	11.2780	11.2000	11.4000	11.4000	25.02.2020
94G	235 Holdings AD-Sofia	1	91	2,056.60	BGN	22.6000	22.6000	22.6000	22.6000	24.02.2020
A4L	Allterco AD-Sofia	67	17,337	64,579.14	BGN	3.7250	3.4953	3.8973	3.5200	28.02.2020
A72	Agria Group Holding AD-Varna	14	2,789	19,882.70	BGN	7.1290	6.9000	7.3000	7.2000	28.02.2020
BSO	Bulgarian Stock Exchange-Sofia	52	19,497	91,937.70	BGN	4.7150	4.5461	4.8954	4.8000	28.02.2020
EHN	Synthetica AD-Sofia	8	265	11,395.00	BGN	43.0000	43.0000	43.0000	43.0000	28.02.2020
GR6	Gradus AD-Stara Zagora	125	140,249	232,831.39	BGN	1.6600	1.6170	1.6800	1.6550	28.02.2020
GTH	Galata Investment Company AD-Varna	6	11,250	21,365.00	BGN	1.8990	1.8000	1.9200	1.9200	28.02.2020
P2B	Port Flot-Burgas AD-Burgas	1	10	40.60	BGN	4.0600	4.0600	4.0600	4.0600	07.02.2020
RGL	Regala Invest AD-Varna	1	60	171.60	BGN	2.8600	2.8600	2.8600	2.8600	26.02.2020
SO5	Sopharma Trading AD-Sofia	53	6,805	38,475.75	BGN	5.6540	5.5039	5.8000	5.4500	28.02.2020
T43	Zarneni Hrani Bulgaria AD-Sofia	42	185,830	35,701.42	BGN	0.1920	0.1803	0.2280	0.1860	28.02.2020
T57	Trace Group Hold AD-Sofia	100	20,145	71,937.68	BGN	3.5710	3.2867	4.0613	3.3400	28.02.2020

Special Purpose Vehicles Segment

Issue	Issuer	Trades	Volume (lots)	Turnover (BGN)	Trading currency	Weighted & Corrected Values			Closing price	As from
						Average price	Min. price	Max. price		
5AX	Aktiv Properties REIT-Plovdiv	89	67,449	582,668.45	BGN	8.6390	6.8444	9.6653	11.5000	28.02.2020
5BD	Bulland Investments REIT-Sofia	3	15,200	15,958.00	BGN	1.0500	1.0400	1.0500	1.0800	11.02.2020
5BU	Bulgarian Real Estate Fund REIT-Sofia	130	328,475	694,773.48	BGN	2.1150	2.0702	2.1263	2.1000	28.02.2020
5CQ	Capital Management SPV-Sofia	19	13,115	832,802.50	BGN	63.5000	63.5000	63.5000	63.5000	27.02.2020
5EX	Exclusive Property REIT-Sofia	5	8,090	9,031.50	BGN	1.1160	1.1031	1.1500	1.0900	18.02.2020
5H4	Balkan and Sea Properties REIT-Varna	8	1,500	25,800.00	BGN	17.2000	17.2000	17.2000	17.2000	27.02.2020
6A6	Advance Terrafund REIT-Sofia	159	126,463	229,939.71	BGN	1.8180	1.7686	1.8700	1.7700	28.02.2020
6F3	FairPlay Properties REIT-Sofia	21	137,273	61,293.48	BGN	0.4470	0.4200	0.4602	0.4200	28.02.2020
6S6	Sopharma Properties REIT-Sofia	43	15,452	102,519.95	BGN	6.6350	6.5500	6.6797	6.7000	28.02.2020
6SB	Super Borovetz Property Fund REIT-Varna	7	149,000	381,440.00	BGN	2.5600	2.5600	2.5600	2.5600	21.02.2020
BPY	Bravo Property Fund REIT-Sofia	38	42,493	46,453.78	BGN	1.0930	1.0600	1.1109	1.1100	28.02.2020
E7P	Expat Beta REIT-Sofia	1	2	1.90	BGN	0.9500	0.9500	0.9500	0.9500	27.02.2020
RPR	Roi Property Fund REIT-Sofia	1	40	244.00	BGN	6.1000	6.1000	6.1000	6.1000	10.02.2020

Bonds Segment

Issue	Issuer	Trades	Volume (lots)	Turnover (BGN)	Trading currency	Clean Prices (% of nominal)			Closing price	As from
						Average price	Min. price	Max. price		
ODC1	Delta Credit SPV-Sofia	3	80	80,597.49	BGN	100.0000	100.0000	100.0000	100.0000	19.02.2020
OE2	Elana Agrocredit AD-Sofia	1	2	2,373.27	EUR	100.0000	100.0000	100.0000	100.0000	18.02.2020
2SLA	Specialized Logistic Systems AD-Sofia	1	26	38,773.43	EUR	100.0000	100.0000	100.0000	100.0000	26.02.2020
4CFB	CB Central Cooperative Bank AD-Sofia	1	5	10,096.77	EUR	102.5000	102.5000	102.5000	102.5000	20.02.2020
5MBA	Monbat AD-Sofia	6	21	40,978.96	EUR	99.5000	99.5000	99.5000	99.5000	26.02.2020
8AVA	Asterion Bulgaria AD-Sofia	1	1	1,168.33	EUR	100.0000	100.0000	100.0000	100.0000	14.02.2020
8AVB	Avto Union AD-Sofia	3	111	99,643.74	BGN	100.0000	100.0000	100.0000	100.0000	19.02.2020
BOHB	BGI Group AD-Sofia	2	50	50,437.16	BGN	100.0000	100.0000	100.0000	100.0000	19.02.2020
BULA	Bulgarplod-Sofia AD-Sofia	2	485	490,433.06	BGN	100.0000	100.0000	100.0000	100.0000	24.02.2020
GCON	GPS Control EAD-Sofia	3	66	107,106.37	EUR	100.0000	100.0000	100.0000	100.0000	19.02.2020
S28H	Starcom Holding AD-Etropole	6	212	214,348.22	BGN	100.0000	100.0000	100.0000	100.0000	19.02.2020
VP9A	VEI project AD-Tsaparevo	2	5	489,448.26	EUR	100.1000	100.1000	100.1000	100.1000	11.02.2020

Trade by Issues

February
2020

Compensatory Instruments Segment

Issue	Issuer	Trades	Volume (lots)	Turnover (BGN)	Trading currency	Weighted Values			Closing price	As from
						Average price	Min. price	Max. price		
BLKB	Housing compensation notes under the CONP Act	6	586,286	122,875.06	BGN	0.2100	0.1950	0.2100	0.1950	28.02.2020
BLKC	Registered compensation vouchers under the OUFL Act and RLFLFF Act	50	179,856	147,586.37	BGN	0.8210	0.8031	0.8390	0.8100	28.02.2020
BLKD	Compensation notes under the CONP Act	16	2,973,659	621,757.59	BGN	0.2090	0.1908	0.2100	0.1900	28.02.2020

Exchange Traded Products Segment

Issue	Issuer	Trades	Volume (lots)	Turnover (BGN)	Trading currency	Weighted Values			Closing price	As from
						Average price	Min. price	Max. price		
6F3N	FairPlay Properties REIT-Sofia	5	920,000	920.00	BGN	0.0010	0.0010	0.0010	0.0010	25.02.2020
BGX	Expat Bulgaria SOFIX UCITS ETF	18	109,685	101,184.93	BGN	0.9220	0.9145	0.9890	0.9160	28.02.2020
BGXS	Expat Bulgaria Short SOFIX	14	14,850	15,558.55	BGN	1.0480	1.0185	1.0586	1.0600	28.02.2020
ECDC	Expat Croatia CROBEX UCITS ETF	1	520	976.35	EUR	0.9600	0.9600	0.9600	0.9600	11.02.2020
GRX	Expat Greece ASE UCITS ETF	2	3,250	6,150.13	EUR	0.9680	0.8540	0.9770	0.8540	24.02.2020
MKK1	Expat Macedonia MBI10 UCITS ETF	3	1,535	4,596.91	EUR	1.5310	1.5300	1.5440	1.5440	19.02.2020
PLX	Expat Poland WIG20 UCITS ETF	2	6,100	9,572.26	EUR	0.8020	0.8020	0.8060	0.8020	11.02.2020
ROX	Expat Romania BET UCITS ETF	3	28,795	60,483.91	EUR	1.0740	1.0705	1.1960	1.0730	28.02.2020
SLQX	Expat Slovenia SBI TOP UCITS ETF	2	670	1,306.03	EUR	0.9970	0.9320	1.0080	0.9320	28.02.2020

Subscription Rights Segment

Issue	Issuer	Trades	Volume (lots)	Turnover (BGN)	Trading currency	Weighted Values			Closing price	As from
						Average price	Min. price	Max. price		
5I51	NID Industrial Fund AD-Sofia	2	698,450	349.23	BGN	0.0010	0.0005	0.0005	0.0005	20.02.2020

Government Securities Segment

Issue	Issuer	Trades	Volume (lots)	Turnover (BGN)	Trading currency	Clean Prices (% of nominal)			Closing price	As from
						Average price	Min. price	Max. price		
BLKW	Ministry of Finance	1	378	1,001,735.41	EUR	133.4700	133.4700	133.4700	133.4700	03.02.2020

IPO Segment (No trades in the reported period)

Privatisation Segment (No trades in the reported period)

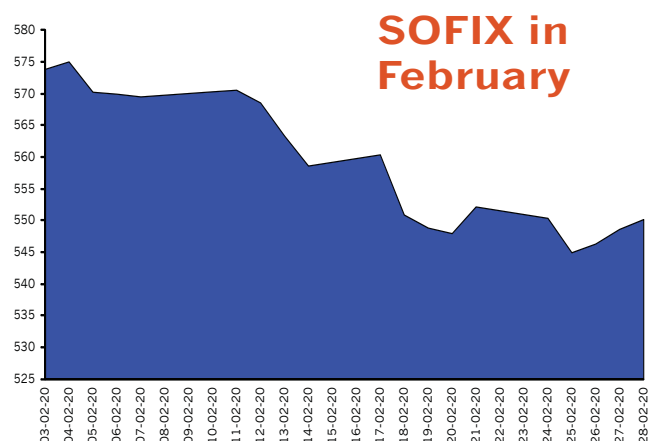
Total trading statistics on a regulated market with indices components

Index	Volume Traded		Value Traded		Trades	
	Total volume (lots)	% of total volume	Total turnover (BGN)	% of total turnover	All trades #	% of all trades
SOFIX	3,732,975	71.19%	7,593,116.39	58.17%	2,887	66.88%
BGBX 40	4,282,363	81.67%	9,722,434.03	74.48%	3,966	91.87%
BG REIT	672,937	12.83%	1,915,343.64	14.67%	395	9.15%
BG TR30	3,910,525	74.58%	8,684,600.87	66.53%	3,440	79.68%
CGIX *	1,278,468	24.38%	3,007,363.88	23.04%	1,247	28.89%

Market capitalisation of indices components

Index	Total (BGN)	% of total capitalization
SOFIX	3,139,801,916.33	36.05%
BGBX 40	6,350,155,996.02	72.91%
BG REIT	516,647,575.87	5.93%
BG TR30	5,307,281,046.79	60.94%
CGIX *	1,414,969,919.92	16.25%

* CGIX is an index of the National Corporate Governance Commission, which is just computed and promoted by BSE as from September 19, 2011.

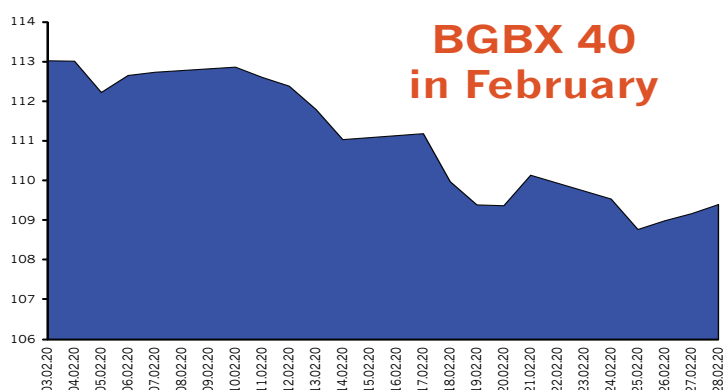


SOFIX Components

Issuer	Min. price	Max. price	Volume (lots)	Trades	Turnover (BGN)
Advance Terrafund REIT-Sofia	1.7500	1.8700	126,463	159	229,939.71
Albena AD-Albena	37.8000	41.4000	12,915	101	506,179.20
Gradus AD-Stara Zagora	1.6000	1.6800	140,249	125	232,831.39
Doverie United Holding PLC-Sofia	5.0000	6.3000	191,584	418	1,048,454.25
Eurohold Bulgaria AD-Sofia	1.2600	1.5200	755,334	67	1,127,960.25
Elana Agrocredit AD-Sofia	1.1000	1.1500	268,620	104	301,527.05
Industrial Holding Bulgaria PLC-Sofia	1.0000	1.0600	362,903	47	372,727.33
Monbat AD-Sofia	5.9500	6.5000	85,734	123	522,975.50
Sirma Group Holding JSC-Sofia	0.4700	0.6350	324,115	144	183,777.42
Sopharma AD-Sofia	3.1100	3.5100	174,381	329	583,441.12
CB First Investment Bank AD-Sofia	2.5200	3.3000	132,268	273	394,224.12
CB Central Cooperative Bank AD-Sofia	1.2600	1.5750	206,404	248	289,892.80
Bulgarian Real Estate Fund REIT-Sofia	2.0600	2.1400	328,475	130	694,773.48
Chimimport AD-Sofia	1.3300	1.6200	618,300	561	901,187.38
Holding Varna AD-Varna	38.2000	40.0000	5,230	58	203,225.40

BGBX 40 Components

Issuer	Min. price	Max. price	Volume (lots)	Trades	Turnover (BGN)
Agria Group Holding AD-Varna	6.8000	7.3000	2,789	14	19,882.70
Advance Terrafund REIT-Sofia	1.7500	1.8700	126,463	159	229,939.71
Albena AD-Albena	37.8000	41.4000	12,915	101	506,179.20
Alcomet AD-Shumen	6.1000	7.3000	1,491	16	10,572.10
Allterco AD-Sofia	3.4200	3.9200	17,337	67	64,579.14
Bravo Property Fund REIT-Sofia	1.0600	1.1200	42,493	38	46,453.78
Bulgarian Stock Exchange-Sofia	4.5200	4.9400	19,497	52	91,937.70
Gradus AD-Stara Zagora	1.6000	1.6800	140,249	125	232,831.39
Doverie United Holding PLC-Sofia	5.0000	6.3000	191,584	418	1,048,454.25
Eurohold Bulgaria AD-Sofia	1.2600	1.5200	755,334	67	1,127,960.25
Elana Agrocredit AD-Sofia	1.1000	1.1500	268,620	104	301,527.05
Zarneni Hrani Bulgaria AD-Sofia	0.1800	0.2280	185,830	42	35,701.42
Industrial Capital Holding AD-Sofia	1.6800	1.9700	10,344	36	18,576.20
Industrial Holding Bulgaria PLC-Sofia	1.0000	1.0600	362,903	47	372,727.33
Odessos Shiprepair Yard AD-Varna	85.0000	96.5000	42	3	3,587.50
Korado Bulgaria AD-Strazhitsa	5.7500	6.3000	4,738	34	28,915.65
Monbat AD-Sofia	5.9500	6.5000	85,734	123	522,975.50
M+S Hydraulic AD-Kazanlak	6.0000	6.5000	80,214	77	496,829.45
Neochim AD-Dimitrovgrad	15.4000	17.9000	16,744	40	278,803.60
Severcoop Gamza Holding AD-Sofia	3.4400	4.0000	538	17	1,999.68
Synergon Holding AD-Sofia	0.8600	0.9200	21,118	12	19,249.55
Sirma Group Holding JSC-Sofia	0.4700	0.6350	324,115	144	183,777.42
Sopharma AD-Sofia	3.1100	3.5100	174,381	329	583,441.12
Sopharma Properties REIT-Sofia	6.4500	6.7000	15,452	43	102,519.95
Sopharma Trading AD-Sofia	5.4500	5.8000	6,805	53	38,475.75
Sofia Commerce-Pawn Brokerage AD-Sofia	5.6000	6.9000	18,546	68	115,209.45
Speedy AD-Sofia	53.0000	56.5000	2,864	49	156,507.50
Stara Planina Hold AD-Sofia	5.0000	5.5000	37,617	139	199,592.55
CB First Investment Bank AD-Sofia	2.5200	3.3000	132,268	273	394,224.12
CB Central Cooperative Bank AD-Sofia	1.2600	1.5750	206,404	248	289,892.80
Trace Group Hold AD-Sofia	3.2200	4.1000	20,145	100	71,937.68
Bulgarian Real Estate Fund REIT-Sofia	2.0600	2.1400	328,475	130	694,773.48
Hydraulic Elements and Systems AD-Yambol	3.8800	4.3000	35,081	51	142,169.28
Chimimport AD-Sofia	1.3300	1.6200	618,300	561	901,187.38
Holding Varna AD-Varna	38.2000	40.0000	5,230	58	203,225.40
Holding Nov Vek AD-Sofia	15.4000	17.3000	320	12	5,305.50
Holding Sveta Sofia AD-Sofia	3.6000	3.9000	2,626	28	9,821.32
Tchaikapharma High Quality Medicines AD-Sofia	11.2000	11.4000	5,530	23	62,366.70
CEZ Distribution Bulgaria AD-Sofia	198.0000	212.0000	497	59	103,096.00
Yuri Gagarin PLC-Plovdiv	7.0500	7.2500	730	6	5,227.50

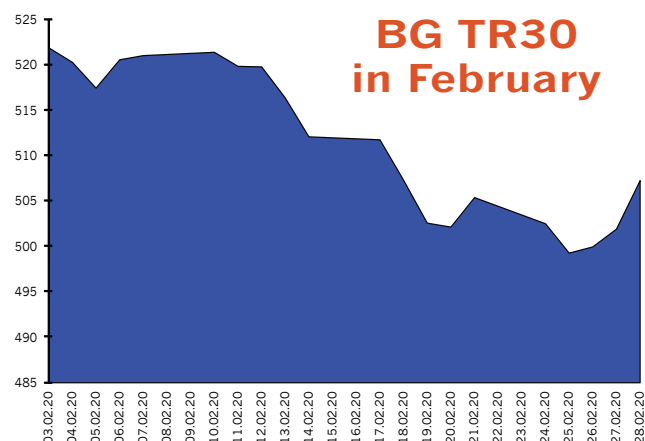
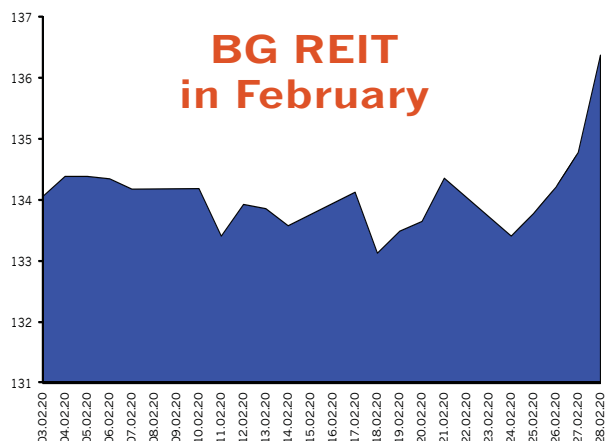


BG REIT Components

Issuer	Min. price	Max. price	Volume (lots)	Trades	Turnover (BGN)
Advance Terrafund REIT-Sofia	1.7500	1.8700	126,463	159	229,939.71
Aktiv Properties REIT-Plovdiv	6.7500	11.5000	67,449	89	582,668.45
Balkan and Sea Properties REIT-Varna	17.2000	17.2000	1,500	8	25,800.00
Roi Property Fund REIT-Sofia	6.1000	6.1000	40	1	244.00
Super Borovetz Property Fund REIT-Varna	2.5600	2.5600	149,000	7	381,440.00
Bulgarian Real Estate Fund REIT-Sofia	2.0600	2.1400	328,475	130	694,773.48
CCB Real Estate Fund REIT-Sofia	47.8000	47.8000	10	1	478.00

BG TR30 Components

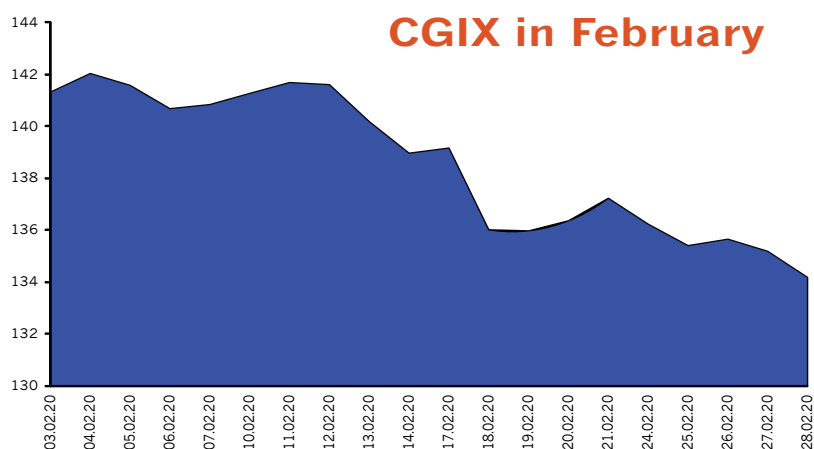
Issuer	Min. price	Max. price	Volume (lots)	Trades	Turnover (BGN)
235 Holdings AD-Sofia	22.6000	22.6000	91	1	2,056.60
Advance Terrafund REIT-Sofia	1.7500	1.8700	126,463	159	229,939.71
Albena AD-Albena	37.8000	41.4000	12,915	101	506,179.20
Balkan and Sea Properties REIT-Varna	17.2000	17.2000	1,500	8	25,800.00
Velgraf Asset Management AD-Sofia	3.9600	3.9600	200	1	792.00
Gradus AD-Stara Zagora	1.6000	1.6800	140,249	125	232,831.39
Doverie United Holding PLC-Sofia	5.0000	6.3000	191,584	418	1,048,454.25
Eurohold Bulgaria AD-Sofia	1.2600	1.5200	755,334	67	1,127,960.25
Elana Agrocredit AD-Sofia	1.1000	1.1500	268,620	104	301,527.05
Galata Investment Company AD-Varna	1.8000	1.9200	11,250	6	21,365.00
Investor.BG AD-Sofia	16.6000	16.6000	30	1	498.00
Industrial Holding Bulgaria PLC-Sofia	1.0000	1.0600	362,903	47	372,727.33
M+S Hydraulic AD-Kazanlak	6.0000	6.5000	80,214	77	496,829.45
Monbat AD-Sofia	5.9500	6.5000	85,734	123	522,975.50
Severcoop Gamza Holding AD-Sofia	3.4400	4.0000	538	17	1,999.68
Synthetica AD-Sofia	43.0000	43.0000	265	8	11,395.00
Sirma Group Holding JSC-Sofia	0.4700	0.6350	324,115	144	183,777.42
Sopharma AD-Sofia	3.1100	3.5100	174,381	329	583,441.12
Sopharma Properties REIT-Sofia	6.4500	6.7000	15,452	43	102,519.95
Sopharma Trading AD-Sofia	5.4500	5.8000	6,805	53	38,475.75
Stara Planina Hold AD-Sofia	5.0000	5.5000	37,617	139	199,592.55
CB First Investment Bank AD-Sofia	2.5200	3.3000	132,268	273	394,224.12
CB Central Cooperative Bank AD-Sofia	1.2600	1.5750	206,404	248	289,892.80
Trace Group Hold AD-Sofia	3.2200	4.1000	20,145	100	71,937.68
Bulgarian Real Estate Fund REIT-Sofia	2.0600	2.1400	328,475	130	694,773.48
Chimimport AD-Sofia	1.3300	1.6200	618,300	561	901,187.38
Holding Varna AD-Varna	38.2000	40.0000	5,230	58	203,225.40
Holding Nov Vek AD-Sofia	15.4000	17.3000	320	12	5,305.50
Holding Sveta Sofia AD-Sofia	3.6000	3.9000	2,626	28	9,821.32
CEZ Distribution Bulgaria AD-Sofia	198.0000	212.0000	497	59	103,096.00



Corporate Governance Index CGIX

CGIX Components

Issuer	Min. price	Max. price	Volume (lots)	Trades	Turnover (BGN)
Albena AD-Albena	37.8000	41.4000	12,915	101	506,179.20
Bulgarian Stock Exchange-Sofia	4.5200	4.9400	19,497	52	91,937.70
Industrial Holding Bulgaria PLC-Sofia	1.0000	1.0600	362,903	47	372,727.33
Korado Bulgaria AD-Strazhitsa	5.7500	6.3000	4,738	34	28,915.65
Monbat AD-Sofia	5.9500	6.5000	85,734	123	522,975.50
Sopharma AD-Sofia	3.1100	3.5100	174,381	329	583,441.12
Chimimport AD-Sofia	1.3300	1.6200	618,300	561	901,187.38



CGIX is the index of the companies enjoying good corporate governance as selected by the National Corporate Governance Commission.

The starting date of calculation of the CGIX is September 19, 2011.

CGIX is an index of the National Corporate Governance Commission but is currently computed and promoted by BSE.

The Rules on calculating the Corporate Governance Index (CGIX) are available in Bulgarian at http://download.bse-sofia.bg/others/CGIX_Index_Rules_BG.pdf

Premium Equities Segment* (based on non-consolidated reports**)

Issue	Issuer	P / E	P / S	P / B	P / EBIT	ROA	EBIT / Total Asts.	ROE	EBIT / Equity	Current Ratio	Debt / Equity	Assets Turnover
4CF	CB Central Cooperative Bank AD-Sofia			0.29							0.91	
5F4	CB First Investment Bank AD-Sofia			0.31							0.91	
6C4	Chimimport AD-Sofia	9.00	5.66	0.27	7.63	0.02	0.03	0.03	0.03	2.58	0.17	0.04
4KX	Korado Bulgaria AD-Strazhitsa	17.83	1.79	3.67	12.88	0.14	0.16	0.20	0.22	4.10	0.27	1.38
5MB	Monbat AD-Sofia	30.05	0.65	1.41	12.03	0.02	0.04	0.05	0.08	1.38	0.57	0.99
SKK	Sirma Group Holding JSC-Sofia	16.62	5.57	0.40	10.18	0.02	0.02	0.02	0.03	0.29	0.22	0.05
3JR	Sopharma AD-Sofia	10.34	1.63	0.79	6.39	0.06	0.07	0.08	0.09	1.49	0.23	0.38

Premium Equities Segment* (based on consolidated reports**)

Issue	Issuer	P / E	P / S	P / B	P / EBIT	ROA	EBIT / Total Asts.	ROE	EBIT / Equity	Current Ratio	Debt / Equity	Assets Turnover
4CF	CB Central Cooperative Bank AD-Sofia			0.29							0.91	
5F4	CB First Investment Bank AD-Sofia	1.68	0.74	0.34		0.02		0.20			0.91	
6C4	Chimimport AD-Sofia	4.39	0.02	0.22	1.93	0.01	0.01	0.05	0.07	1.16	0.82	1.65
4KX	Korado Bulgaria AD-Strazhitsa											
5MB	Monbat AD-Sofia	24.17	0.73	1.08	7.40	0.02	0.03	0.04	0.07	1.47	0.52	0.69
SKK	Sirma Group Holding JSC-Sofia	3.94	0.68	0.30	2.41	0.05	0.06	0.08	0.07	0.95	0.24	0.30
3JR	Sopharma AD-Sofia	11.83	0.33	0.81	4.26	0.03	0.05	0.07	0.11	1.10	0.53	1.18

Standard Equities Segment* (based on non-consolidated reports**)

Issue	Issuer	P / E	P / S	P / B	P / EBIT	ROA	EBIT / Total Asts.	ROE	EBIT / Equity	Current Ratio	Debt / Equity	Assets Turnover
94G	235 Holdings AD-Sofia			23.08						0.71	0.01	
A72	Agria Group Holding AD-Varna	64.45	12.24	0.88	18.43	0.01	0.02	0.01	0.04	0.94	0.57	0.03
6AB	Albena AD-Albena	9.78	1.72	0.34	4.33	0.03	0.03	0.04	0.04	0.59	0.19	0.16
6AM	Alcomet AD-Shumen	13.35	0.35	0.57	4.68	0.02	0.03	0.04	0.05	1.31	0.43	0.94
A4L	Allterco AD-Sofia	12.21	5.52	2.75	11.32	0.19	0.20	0.23	0.25	7.09	0.18	0.42
A00	BG Agro AD-Varna	500.55	79.33	1.27	436.29					10.22		0.02
5BP	Billboard AD-Sofia	14.47	0.70	0.31	3.21	0.01	0.03	0.02	0.04	1.72	0.37	0.28
5BR	Bulgarian River Shipping AD-Ruse	14.46	1.51	0.26	5.60	0.01	0.02	0.02	0.02	0.59	0.18	0.14
BSO	Bulgarian Stock Exchange-Sofia	76.71	8.56	2.89	62.71	0.03	0.03	0.04	0.03	6.18	0.07	0.30
5BN	CB Bulgarian American Credit Bank AD-Sofia	11.45	3.30	0.84		0.01		0.08			0.88	
5CP	CB Texim Bank AD-Sofia			1.69							0.89	
3CZ	CEZ Distribution Bulgaria AD-Sofia	20.78	1.08	0.63	3.79	0.02	0.03	0.03	0.04	0.60	0.34	0.40
1CZ	CEZ Electro Bulgaria AD-Sofia	7.40	0.19	0.74	6.26	0.05	0.06	0.11	0.12	1.90	0.53	1.97
5DOV	Doverie United Holding PLC-Sofia	36.92	17.26	2.98	26.98	0.04	0.06	0.08	0.11	0.49	0.48	0.09
0EA	Elana Agrocredit AD-Sofia	14.67	5.30	0.97	11.25	0.05	0.06	0.07	0.09	5.48	0.27	0.13
52E	Elhim Iskra AD-Pazardzhik	48.18	0.68	0.65	9.70	0.01	0.01	0.01	0.01	12.26	0.11	0.85
57E	EMKA AD-Sevlievo	10.67	0.49	1.12	7.18	0.10	0.10	0.11	0.11	7.74	0.09	2.16
5EO	Etropal AD-Etropole	3625.00	4.35	5.70	36.66		0.02		0.05	0.90	0.64	0.49
4EH	Eurohold Bulgaria AD-Sofia			31.23	0.84	259.76				0.02	0.45	0.01
4F6	Fazerles AD-Silistra		0.60	0.46	16.19					15.01	0.07	0.72
4F8	Formoplast AD-Kardzhali		14.11	8.96	153.58					3.21	0.18	0.51
GTH	Galata Investment Company AD-Varna	707.83	26.98	1.71	664.93					4.21	0.01	0.06
GR6	Gradus AD-Stara Zagora	13.23	12.55	1.25	13.23	0.04	0.04	0.04	0.04	151.21		0.04
58E	Himsnab Bulgaria AD-Sofia	73.96	106.28	1.34	65.28	0.01	0.02	0.02	0.02	3.00	0.21	0.01
6N3	Holding Nov Vek AD-Sofia	32.81	14.84	1.69	18.79	0.02	0.04	0.06	0.10	4.52	0.47	0.05
4HS	Holding Sveta Sofia AD-Sofia	26.79	8.22	1.05	12.87	0.02	0.03	0.04	0.08	1.48	0.66	0.05
5V2	Holding Varna AD-Varna	147.08	34.59	1.34	48.61	0.01	0.02	0.01	0.02	2.67	0.23	0.03
4HE	Hydraulic Elements and Systems AD-Yambol	16.59	1.17	1.96	8.82	0.09	0.10	0.12	0.13	2.77	0.18	1.31

* Ratios are calculated on the base of the last weighted-average price as of the end of the month

** Financial reports data (ttm)

Methodology for Calculation of Financial Ratios is available at http://download.bse-sofia.bg/pdf/methodology_en.pdf

Financial Ratios

February
2020

Issue	Issuer	P / E	P / S	P / B	P / EBIT	ROA	EBIT / Total Asts.	ROE	EBIT / Equity	Current Ratio	Debt / Equity	Assets Turnover
4I8	Industrial Capital Holding AD-Sofia	16.59	8.32	1.09	16.16	0.06	0.06	0.07	0.07	10.47	0.04	0.12
4ID	Industrial Holding Bulgaria PLC-Sofia	8.78	7.88	0.44	8.40	0.05	0.05	0.05	0.05	1.58	0.06	0.05
6R1	Industry Development Holding JSC-Sofia	7.63	3.93	0.92	4.32	0.05	0.09	0.13	0.23	3.12	0.58	0.10
4IN	Investor.BG AD-Sofia	1221.25	7.06	1.97	283.50					2.08	0.16	0.24
4L4	Lavena AD-Shumen	32.70	1.85	1.72	14.83	0.03	0.04	0.05	0.07	4.26	0.34	0.61
5MH	M+S Hydraulic AD-Kazanlak	19.11	2.26	3.11	11.22	0.13	0.15	0.17	0.18	3.12	0.14	1.14
178B	Neo London Capital PLC-Sofia			0.84	70.99					10.24	0.59	
3NB	Neochim AD-Dimitrovgrad		0.16	0.55						1.13	0.37	1.99
5ODE	Odessos Shiprepair Yard AD-Varna	15.12	1.41	0.87	9.44	0.05	0.05	0.06	0.06	2.69	0.08	0.57
4O1	Oil and Gas Exploration and Production AD-Sofia	25.11	3.21	0.86	9.02	0.03	0.03	0.03	0.04	2.11	0.23	0.21
5PET	Petrol AD-Sofia		0.03	1.25	42.42					1.33	0.90	4.21
P2B	Port Flot-Burgas AD-Burgas											
RGL	Regala Invest AD-Varna		126.89	2.25	185.42		0.01		0.01	1.35	0.14	0.02
6R2	Rodna Zemya Holding AD-Dobrich	1058.24	10.55	1.54	32.35		0.02		0.04	2.36	0.43	0.06
6S4	Severcoop Gamza Holding AD-Sofia	40.59	6.55	0.92	10.29	0.01	0.04	0.02	0.09	2.21	0.62	0.06
6S5	Sila Holding AD-Sofia	99.36	36.15	1.53	50.77	0.01	0.02	0.02	0.03	4.09	0.35	0.03
6SOA	Sofia Commerce-Pawn Brokerage AD-Sofia	7.80	2.15	1.19	6.85	0.14	0.16	0.16	0.18	10.69	0.10	0.52
SO5	Sopharma Trading AD-Sofia	9.12	0.23	1.90	5.71	0.05	0.06	0.23	0.29	1.12	0.76	2.00
OSP	Speedy AD-Sofia	16.17	2.00	4.56	8.35	0.13	0.16	0.32	0.39	0.90	0.56	1.08
3NJ	SS Konstantine And Elena Holding AD-Varna	18.94	4.78	1.09	10.96	0.03	0.05	0.06	0.09	1.54	0.46	0.13
5SR	Stara Planina Hold AD-Sofia	17.10	14.39	2.81	17.09	0.14	0.14	0.16	0.16	0.99	0.13	0.17
6S7	Synergon Holding AD-Sofia		8.89	0.13						0.23	0.31	0.01
EHN	Synthetica AD-Sofia		44.51	7.90	174.80		0.01		0.04	0.52	0.75	0.05
7TH	Tchaikapharma High Quality Medicines AD-Sofia	312.91	25.39	9.66	135.13	0.02	0.03	0.03	0.03	4.95	0.17	0.31
3TV	Toplivo AD-Sofia		0.08	0.16	42.01					2.07	0.38	1.23
T57	Trace Group Hold AD-Sofia	5.27	0.49	0.67	4.30	0.09	0.09	0.13	0.14	1.75	0.37	0.94
1VX	Velgraf Asset Management AD-Sofia	394.74	35.84	2.36	68.19		0.01	0.01	0.02	1.88	0.26	0.05
4PX	Yuri Gagarin PLC-Plovdiv	3.59	0.07	0.09	0.71	0.01	0.03	0.02	0.04	2.00	0.44	0.75
T43	Zarneni Hrani Bulgaria AD-Sofia	11.08	5.17	0.14	7.74	0.01	0.01	0.01	0.02	0.96	0.17	0.02
3ZL	Zlatni Pyasatsi AD-Varna		1.19	0.12	19.41					5.76	0.05	0.09

Standard Equities Segment* (based on consolidated reports**)

Issue	Issuer	P / E	P / S	P / B	P / EBIT	ROA	EBIT / Total Asts.	ROE	EBIT / Equity	Current Ratio	Debt / Equity	Assets Turnover
94G	235 Holdings AD-Sofia		266.45	23.12						252.06		0.05
A72	Agria Group Holding AD-Varna	3.91	0.15	0.33	1.71	0.04	0.06	0.09	0.14	1.28	0.58	0.94
6AB	Albena AD-Albena	41.26	1.33	0.34	5.42	0.01	0.01	0.01	0.01	0.86	0.26	0.19
6AM	Alcomet AD-Shumen	12.68	0.35	0.57	4.65	0.03	0.03	0.05	0.06	1.50	0.40	0.96
A4L	Allterco AD-Sofia	6.51	1.16	1.71	5.34	0.20	0.23	0.29	0.32	3.72	0.21	1.13
A00	BG Agro AD-Varna	42.37	0.68	0.96	11.17	0.01	0.02	0.02	0.04	1.22	0.43	0.83
5BP	Billboard AD-Sofia	39.00	0.16	0.29	1.61		0.03	0.01	0.06	0.91	0.53	0.73
5BR	Bulgarian River Shipping AD-Ruse		1.04	0.24	1,276.60					1.08	0.16	0.18
BSO	Bulgarian Stock Exchange-Sofia	9.09	2.83	1.87	7.41	0.04	0.04	0.23	0.26	1.16	0.83	0.12
5BN	CB Bulgarian American Credit Bank AD-Sofia	10.93	3.23	0.83		0.01		0.08			0.88	
5CP	CB Texim Bank AD-Sofia			1.66							0.89	
3CZ	CEZ Distribution Bulgaria AD-Sofia	29.55	1.05	0.63	3.88	0.01	0.02	0.02	0.03	0.73	0.34	0.41
5DOV	Doverie United Holding PLC-Sofia	15.79	0.65	1.48	4.59	0.03	0.05	0.09	0.15	0.82	0.72	0.62
5EO	Etropal AD-Etropole	617.02	3.87	5.55	34.12		0.02	0.01	0.06	0.91	0.62	0.56
4EH	Eurohold Bulgaria AD-Sofia	16.61	0.17	1.70	4.79	0.01	0.03	0.10	0.22	1.06	0.87	1.10

* Ratios are calculated on the base of the last weighted-average price as of the end of the month

** Financial reports data (ttm)

Methodology for Calculation of Financial Ratios is available at http://download.bse-sofia.bg/pdf/methodology_en.pdf

Financial Ratios

February
2020

Issue	Issuer	P / E	P / S	P / B	P / EBIT	ROA	EBIT / Total Asts.	ROE	EBIT / Equity	Current Ratio	Debt / Equity	Assets Turnover
GR6	Gradus AD-Stara Zagora	8.50	0.93	1.23	5.71	0.05	0.06	0.06	0.06	3.74	0.12	0.46
58E	Himnab Bulgaria AD-Sofia	26.71	4.75	1.03	14.16	0.02	0.04	0.04	0.06	2.13	0.37	0.12
6N3	Holding Nov Vek AD-Sofia	5.42	1.23	2.05	3.72	0.10	0.14	0.54	0.68	2.64	0.69	0.46
4HS	Holding Sveta Sofia AD-Sofia	8.58	1.19	1.07	4.01	0.03	0.07	0.14	0.29	1.01	0.73	0.24
5V2	Holding Varna AD-Varna	52.36	3.13	1.27	19.44	0.01	0.01	0.03	0.03	1.86	0.50	0.17
4I8	Industrial Capital Holding AD-Sofia	18.59	0.10	0.48	0.95	0.01	0.08	0.02	0.10	4.25	0.15	1.32
4ID	Industrial Holding Bulgaria PLC-Sofia	8.31	0.90	0.32	3.38	0.03	0.04	0.04	0.05	1.38	0.19	0.29
6R1	Industry Development Holding JSC-Sofia	4.82	1.72	0.72	2.35	0.05	0.09	0.16	0.29	2.92	0.68	0.13
4IN	Investor.BG AD-Sofia		4.44	2.88						1.86	0.51	0.30
4L4	Lavena AD-Shumen	29.06	1.83	1.67	12.73	0.04	0.05	0.06	0.08	3.60	0.36	0.62
5MH	M+S Hydraulic AD-Kazanlak	21.21	2.10	3.32	11.79	0.13	0.14	0.16	0.17	3.33	0.18	1.26
3NB	Neochim AD-Dimitrograd		0.15	0.51	11.63					1.25	0.34	2.15
4O1	Oil and Gas Exploration and Production AD-Sofia	25.46	2.32	0.96	8.82	0.03	0.05	0.05	0.06	2.78	0.22	0.38
5PET	Petrol AD-Sofia		0.03	1.03						1.29	0.89	3.91
6R2	Rodna Zemya Holding AD-Dobrich	3.70	0.55	1.15	2.79	0.11	0.13	0.35	0.40	2.48	0.57	0.72
6S4	Severcoop Gamza Holding AD-Sofia	9.93	1.68	0.90	3.41	0.03	0.07	0.10	0.26	2.15	0.78	0.16
6S5	Sila Holding AD-Sofia			1.45	1.77					1.47	0.62	
6SOA	Sofia Commerce-Pawn Brokerage AD-Sofia	9.51	1.98	1.27	8.30	0.12	0.13	0.13	0.15	8.76	0.13	0.57
SO5	Sopharma Trading AD-Sofia	22.58	0.19	2.84	6.71	0.02	0.03	0.13	0.20	1.04	0.87	2.15
OSP	Speedy AD-Sofia	24.37	1.40	5.84	7.11	0.09	0.12	0.25	0.35	0.79	0.67	1.49
3NJ	SS Konstantine And Elena Holding AD-Varna		1.74	1.23						0.38	0.68	0.18
5SR	Stara Planina Hold AD-Sofia	15.71	0.47	1.11	3.27	0.03	0.08	0.07	0.10	3.29	0.18	1.04
6S7	Synergon Holding AD-Sofia		0.05	0.07	2.66					1.42	0.27	0.94
EHN	Synthetica AD-Sofia		5.30	8.05						0.69	0.74	0.31
3TV	Toplivo AD-Sofia		0.08	0.17						1.99	0.40	1.17
T57	Trace Group Hold AD-Sofia	6.00	0.24	0.71	3.69	0.06	0.07	0.13	0.15	1.35	0.52	1.45
1VX	Velgraf Asset Management AD-Sofia	90.69	22.44	2.35	37.27	0.02	0.03	0.03	0.04	1.55	0.26	0.07
4PX	Yuri Gagarin PLC-Plovdiv		0.06	0.09	0.88				0.01	0.01	2.02	0.86
T43	Zarneni Hrani Bulgaria AD-Sofia	6.11	0.43	0.15	1.82	0.01	0.03	0.02	0.04	1.66	0.24	0.21
3ZL	Zlatni Pyasatsi AD-Varna		0.50	0.12	19.68					6.94	0.06	0.24

SPVs Segment* (based on non-consolidated reports**)

Issue	Issuer	P / E	P / S	P / B	P / EBIT	ROA	EBIT / Total Asts.	ROE	EBIT / Equity	Current Ratio	Debt / Equity	Assets Turnover
6A6	Advance Terrafund REIT-Sofia	27.55	5.84	0.60	27.55	0.02	0.02	0.02	0.02	11.31	0.01	0.10
5AX	Aktiv Properties REIT-Plovdiv	15.60	1.33	0.94	15.07	0.05	0.05	0.06	0.06	8.69	0.01	0.59
5H4	Balkan and Sea Properties REIT-Varna	203.26	42.95	2.23	47.21	0.01	0.02	0.01	0.04	6.64	0.43	0.03
BPY	Bravo Property Fund REIT-Sofia	7.92	5.24	1.07	6.33	0.07	0.09	0.14	0.17	2.59	0.46	0.11
5BU	Bulgarian Real Estate Fund REIT-Sofia	14.38	8.56	0.69	13.62	0.04	0.04	0.05	0.05	4.02	0.11	0.07
9BH	Bulgarian Receivables Fund SPE-Sofia			1.08							0.62	
5BD	Bulland Investments REIT-Sofia	35.00		0.93	19.46	0.02	0.04	0.03	0.05	3.47	0.36	
5CQ	Capital Management SPV-Sofia	9.65		1.59	8.52	0.09	0.10	0.18	0.20	3.86	0.42	
5EX	Exclusive Property REIT-Sofia	2.92	7.11	0.84	2.60	0.16	0.17	0.31	0.34	0.16	0.47	0.06
E7P	Expat Beta REIT-Sofia		50.89	0.92						0.16	0.23	0.01
6F3	FairPlay Properties REIT-Sofia	8.35	0.63	0.26	6.75	0.03	0.03	0.03	0.03	8.50	0.14	0.34
FAW	Finance Assistance Management SPV-Sofia											
RPR	Roi Property Fund REIT-Sofia	72.02	13.94	1.64	17.58	0.01	0.03	0.02	0.08	0.46	0.65	0.04
6S6	Sopharma Properties REIT-Sofia	19.65	12.16	2.32	18.83	0.08	0.09	0.12	0.12	0.08	0.28	0.14
6SB	Super Borovetz Property Fund REIT-Varna	21.63	7.74	1.33	11.69	0.03	0.05	0.07	0.13	2.67	0.52	0.07

* Ratios are calculated on the base of the last weighted-average price as of the end of the month

** Financial reports data (ttm)

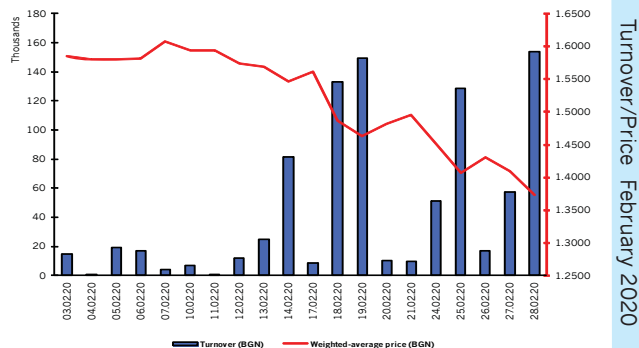
Methodology for Calculation of Financial Ratios is available at http://download.bse-sofia.bg/pdf/methodology_en.pdf

Top 5 Stocks by Trades

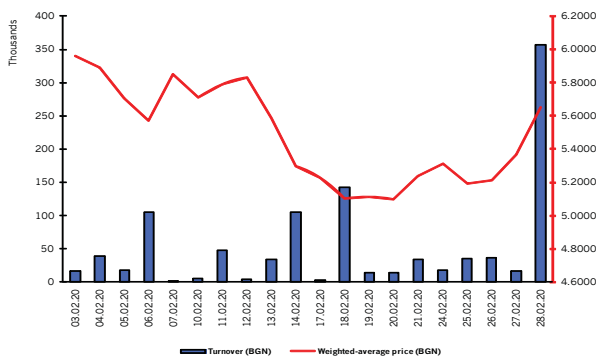
February 2020

Chimimport

BSE code of the issue	6C4
Volume of the issue (common shares)	239,646,267
Nominal value (BGN per share)	1.00
Last gross dividend 2018 (BGN per share)	0.0630
Trading on regulated market as from the beginning of the year	
Volume in lots	1,103,741
Value in BGN	1,703,280.87
Trades	1,059



Turnover/Price February 2020

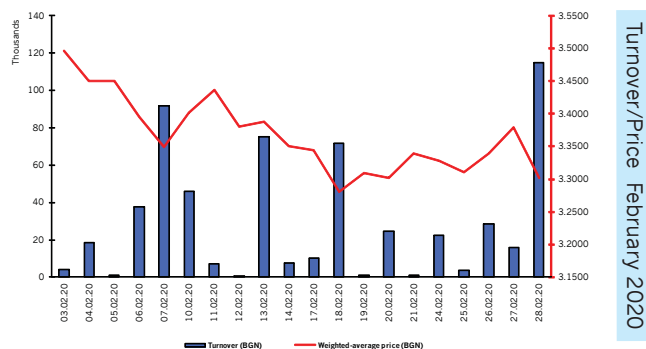


Doverie United Holding

BSE code of the issue	5D0V
Volume of the issue (common shares)	18,736,099
Nominal value (BGN per share)	1.00
Last gross dividend 2018 (BGN per share)	0.00
Trading on regulated market as from the beginning of the year	
Volume in lots	439,165
Value in BGN	2,370,844.96
Trades	1,032

Sopharma

BSE code of the issue	3JR
Volume of the issue (common shares)	134,797,899
Nominal value (BGN per share)	1.00
Last 6-month gross dividend 2019 (BGN per share)	0.0500
Trading on regulated market as from the beginning of the year	
Volume in lots	357,149
Value in BGN	1,213,205.17
Trades	508

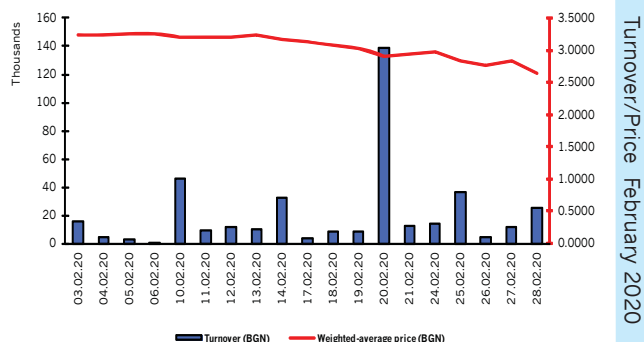


Top 5 Stocks by Trades

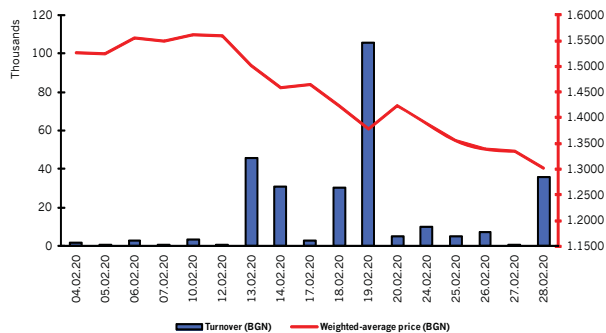
February 2020

First Investment Bank

BSE code of the issue	5F4
Volume of the issue (common shares)	110,000,000
Nominal value (BGN per share)	1.00
Last gross dividend 2018 (BGN per share)	0.00
Trading on regulated market as from the beginning of the year	
Volume in lots	363,015
Value in BGN	1,168,392.98
Trades	508



Turnover/Price February 2020



Central Cooperative Bank

BSE code of the issue	4CF
Volume of the issue (common shares)	127,129,970
Nominal value (BGN per share)	1.00
Last gross dividend 2018 (BGN per share)	0.00
Trading on regulated market as from the beginning of the year	
Volume in lots	420,074
Value in BGN	623,858.79
Trades	440