

**February  
2019**

# **MONTHLY BULLETIN**



**БФБ**

**BULGARIAN STOCK EXCHANGE**

1000 Sofia, 6 Tri ushi St.

Tel: (+359 2) 937 09 45; Fax: (+359 2) 937 09 46

<http://www.bse-sofia.bg>; e-mail: [bse@bse-sofia.bg](mailto:bse@bse-sofia.bg)

# General Statistics

February  
2019

Capitalization of BSE Main Market		Change	
As of 28 February 2019		January *	February *
Market Segment	Capitalization	2019	2018
Premium Equities Segment	1,990,280,118.59	1.36%	-17.11%
Standard Equities Segment	6,090,379,267.77	2.07%	-3.98%
Special Purpose Vehicles Segment	608,496,434.35	-0.19%	-13.62%
<b>Total Capitalization of BSE Main Market</b>	<b>8,689,155,820.71</b>	<b>1.75%</b>	<b>-8.03%</b>

\* as of the end of the period

Issues admitted to trading on BSE Main Market			
Market Segment	Number of new issues	Number of delisted issues	Number of listed issues as of the end of the month
Premium Equities Segment	0	0	7
Standard Equities Segment	0	0	59
Special Purpose Vehicles Segment	0	0	12
Bonds Segment	0	0	66
Compensatory Instruments Segment	0	0	3
Exchange Traded Products Segment	0	0	13
Subscription Rights Segment	3	1	3
Initial Public Offering Segment	0	0	0
Government Securities Segment	0	1	15
<b>TOTAL :</b>	<b>3</b>	<b>2</b>	<b>178</b>

\* as of the end of the period

## BSE Indices

### SOFIX

Value *	585.37
Monthly change	-0.07%
Annual change	-14.72%
P/E **	12.28
P/B **	1.05

### BGBX 40

Value *	116.13
Monthly change	0.98%
Annual change	-12.88%
P/E **	13.84
P/B **	1.42

### BG TR30

Value *	506.04
Monthly change	2.85%
Annual change	-9.31%
P/E **	24.39
P/B **	1.50

### BG REIT

Value *	120.89
Monthly change	0.10%
Annual change	3.75%
P/E **	13.09
P/B **	0.85

\* Values as of 28 February 2019

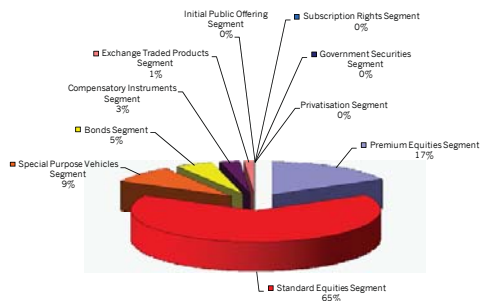
\*\* P (prices) are weighted-average

\*\* Financial reports data (ttm)

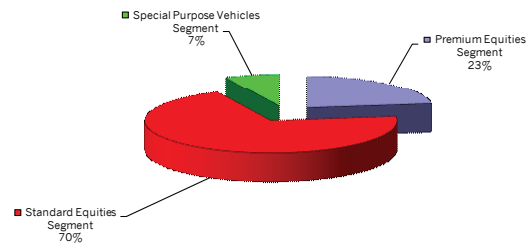
## Monthly Trading by BSE Main Market Segments

Market Segment	February 2019			Change in turnover (%)	
	Trades	Turnover (BGN)	Volume (lots)	January 2019	February 2018
Premium Equities Segment	1,346	3,423,469	2,244,886	7.20%	-56.38%
Standard Equities Segment	2,821	13,025,158	2,651,860	-47.43%	-5.69%
Special Purpose Vehicles Segment	323	1,719,738	863,532	-23.20%	-67.88%
Bonds Segment	29	974,162	692	23.06%	-73.43%
Compensatory Instruments Segment	152	521,383	887,188	51.31%	62.51%
Exchange Traded Products Segment	40	262,709	2,309,714	163.55%	5.85%
Subscription Rights Segment	4	791	790,529	-98.91%	-65.81%
Initial Public Offering Segment	0	0	0	n/a	n/a
Government Securities Segment	0	0	0	-100.00%	n/a
Privatisation Segment	0	0	0	n/a	n/a
<b>TOTAL:</b>	<b>4,715</b>	<b>19,927,410</b>	<b>9,748,401</b>	<b>-38.72%</b>	<b>-36.23%</b>

### Turnover by Segments of BSE Main Market



### Capitalization by Segments of BSE Main Market



**No new issues admitted to trading on the BSE Main Market in February**

### Daily-Average Trading by BSE Main Market Segments

Market Segment	February 2019			Change in turnover (%)	
	Trades	Turnover (BGN)	Volume (lots)	January 2019	February 2018
Premium Equities Segment	67	171,173	112,244	17.92%	-56.38%
Standard Equities Segment	141	651,258	132,593	-42.17%	-5.69%
Special Purpose Vehicles Segment	16	85,987	43,177	-15.52%	-67.88%
Bonds Segment	1	48,708	35	35.37%	-73.43%
Compensatory Instruments Segment	8	26,069	44,359	66.44%	62.51%
Exchange Traded Products Segment	2	13,135	115,486	189.91%	5.85%
Subscription Rights Segment	0	40	39,526	-98.80%	-65.81%
Initial Public Offering Segment	0	0	0	n/a	n/a
Government Securities Segment	0	0	0	-100.00%	n/a
Privatisation Segment	0	0	0	n/a	n/a
<b>TOTAL:</b>	<b>236</b>	<b>996,370</b>	<b>487,420</b>	<b>-32.59%</b>	<b>-36.23%</b>

Number of trading sessions in February

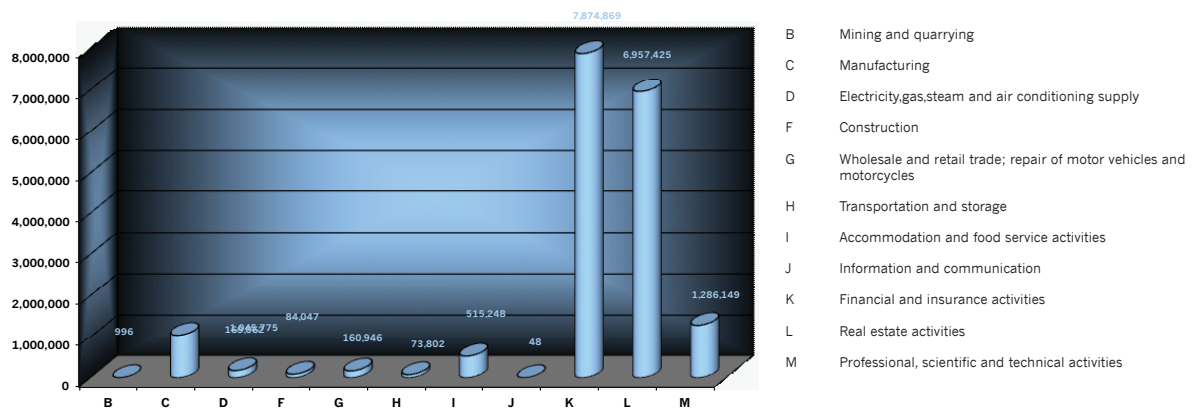
20

Monthly Average USD/BGN Exchange Rate

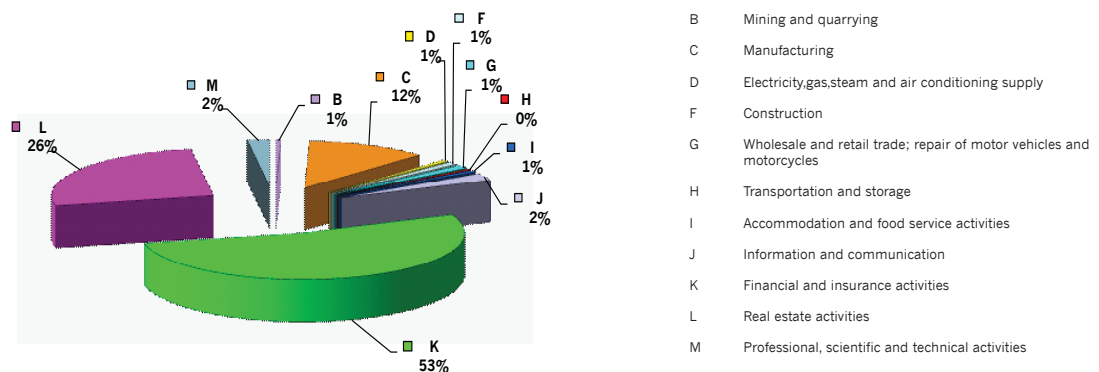
1.7225

Trading by Industries (according to NACE.BG-2008)		Trades	Volume (lots)	Turnover (BGN)
B	Mining and quarrying	2	145	995.50
C	Manufacturing	649	284,848	1,045,775.17
D	Electricity,gas,steam and air conditioning supply	55	294	169,062.00
F	Construction	139	30,337	84,046.70
G	Wholesale and retail trade; repair of motor vehicles and motorcycles	151	136,139	160,945.66
H	Transportation and storage	37	4,177	73,802.29
I	Accommodation and food service activities	264	13,122	515,247.90
J	Information and communication	1	3	48.00
K	Financial and insurance activities	2,939	3,394,181	7,874,868.52
L	Real estate activities	10	643,770	6,957,425.20
M	Professional, scientific and technical activities	243	1,253,262	1,286,148.50

### Share of industries in the total turnover (BGN) on the BSE Main Market in February



### Share of industries in the total turnover (BGN) on the BSE Main Market in the last 365 days



### TOP 5

### Liquidity Ranking

Issuer	Trades	Volume (lots)	Turnover (BGN)
Doverie United Holding PLC-Sofia	528	344,526	829,548.00
CB Central Cooperative Bank AD-Sofia	346	288,830	469,730.78
Chimimport AD-Sofia	275	560,011	1,123,537.94
Albena AD-Albena	263	13,112	515,229.80
Holding Varna AD-Varna	250	19,973	777,010.80

### TOP 5

### Members

Trades		Turnover (BGN)	
Inv. Intermediary "Karoll"	3,248	Inv. Intermediary "Aval IN"	12,033,407.31
Inv. Intermediary "Elana Trading"	1,545	Inv. Intermediary "Karoll"	5,260,346.73
Inv. Intermediary "BenchMark Finance"	899	Inv. Intermediary "Elana Trading"	5,014,219.29
Inv. Intermediary "First Financial Brokerage House"	717	Inv. Intermediary "Euro - Finance"	4,863,107.66
Inv. Intermediary "UG Market"	555	Inv. Intermediary "First Financial Brokerage House"	1,600,866.75

### TOP 30

### Capitalization as of 28 February 2019

Issues of shares on the BSE Main Market

Issue	Issuer	Nominal (BGN)	Amount (Shares)	Closing price (BGN)	Capitalization (BGN)
7TH	Tchaikapharma High Quality Medicines AD-Sofia	1.00	72,200,000	9.3500	675,070,000.00
3JR	Sopharma AD-Sofia	1.00	134,797,899	3.6400	490,664,352.36
6C4	Chimimport AD-Sofia	1.00	239,646,267	1.9250	461,319,063.98
GR6	Gradus AD-Stara Zagora	1.00	243,608,710	1.8100	440,931,765.10
5F4	CB First Investment Bank AD-Sofia	1.00	110,000,000	3.6300	399,300,000.00
3CZ	CEZ Distribution Bulgaria AD-Sofia	1.00	1,928,000	200.0000	385,600,000.00
4EH	Eurohold Bulgaria AD-Sofia	1.00	197,525,600	1.6000	316,040,960.00
5MH	M+S Hydraulic AD-Kazanlak	1.00	39,445,200	7.6500	301,755,780.00
5MB	Monbat AD-Sofia	1.00	39,000,000	7.1000	276,900,000.00
0SP	Speedy AD-Sofia	1.00	5,377,619	49.0000	263,503,331.00
1VX	Velgraf Asset Management AD-Sofia	1.00	68,979,758	3.8000	262,123,080.40
5V2	Holding Varna AD-Varna	1.00	6,485,897	40.0000	259,435,880.00
SO5	Sopharma Trading AD-Sofia	1.00	32,905,009	7.1500	235,270,814.35
4CF	CB Central Cooperative Bank AD-Sofia	1.00	127,129,970	1.7300	219,934,848.10
6AM	Alcomet AD-Shumen	1.00	17,952,959	11.4000	204,663,732.60
6A6	Advance Terrafund REIT-Sofia	1.00	85,110,091	1.9650	167,241,328.82
6AB	Albena AD-Albena	1.00	4,273,126	38.0000	162,378,788.00
5BN	CB Bulgarian American Credit Bank AD-Sofia	1.00	24,691,313	6.5000	160,493,534.50
6S6	Sopharma Properties REIT-Sofia	1.00	20,953,944	6.4500	135,152,938.80
5SR	Stara Planina Hold AD-Sofia	1.00	21,000,000	6.1500	129,150,000.00
EHN	Synthetica AD-Sofia	1.00	3,000,000	42.2000	126,600,000.00
GTH	Galata Investment Company AD-Varna	1.00	68,571,234	1.7600	120,685,371.84
4ID	Industrial Holding Bulgaria PLC-Sofia	1.00	107,400,643	1.0700	114,918,688.01
58E	Himsnab Bulgaria AD-Sofia	1.00	2,494,631	45.0000	112,258,395.00
5H4	Balkan and Sea Properties REIT-Varna	1.00	6,925,156	16.0000	110,802,496.00
1CZ	CEZ Electro Bulgaria AD-Sofia	10.00	5,000	22,000.0000	110,000,000.00
4KX	Korado Bulgaria AD-Strazhitsa	1.00	13,168,614	7.0000	92,180,298.00
4HE	Hydraulic Elements and Systems AD-Yambol	1.00	18,193,752	4.7800	86,966,134.56
94G	235 Holdings AD-Sofia	1.00	5,109,000	17.0000	86,853,000.00
401	Oil and Gas Exploration and Production AD-Sofia	1.00	12,228,062	6.8500	83,762,224.70

### Premium Equities Segment

Issue	Issuer	Nominal (BGN)	Amount (Shares)	Closing price (BGN)	Capitalisation (BGN)
3JR	Sopharma AD-Sofia	1.00	134,797,899	3.6400	490,664,352.36
4CF	CB Central Cooperative Bank AD-Sofia	1.00	127,129,970	1.7300	219,934,848.10
4KX	Korado Bulgaria AD-Strazhitsa	1.00	13,168,614	7.0000	92,180,298.00
5F4	CB First Investment Bank AD-Sofia	1.00	110,000,000	3.6300	399,300,000.00
5MB	Monbat AD-Sofia	1.00	39,000,000	7.1000	276,900,000.00
6C4	Chimimport AD-Sofia	1.00	239,646,267	1.9250	461,319,063.98
SKK	Sirma Group Holding JSC-Sofia	1.00	59,360,518	0.8420	49,981,556.16

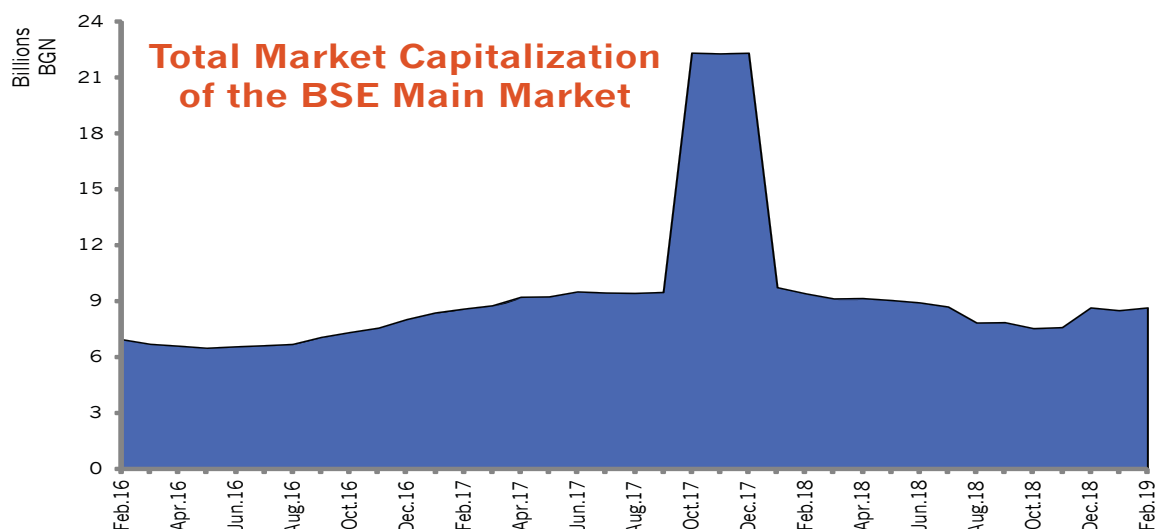
### Standard Equities Segment

Issue	Issuer	Nominal (BGN)	Amount (Shares)	Closing price (BGN)	Capitalisation (BGN)
94G	235 Holdings AD-Sofia	1.00	5,109,000	17.0000	86,853,000.00
A72	Agria Group Holding AD-Varna	1.00	6,800,000	12.0000	81,600,000.00
6AB	Albena AD-Albena	1.00	4,273,126	38.0000	162,378,788.00
6AM	Alcomet AD-Shumen	1.00	17,952,959	11.4000	204,663,732.60
A4L	Allterco AD-Sofia	1.00	15,000,000	2.3600	35,400,000.00
A00	BG Agro AD-Varna	1.00	40,357,440	1.5500	62,554,032.00
5BP	Billboard AD-Sofia	1.00	15,000,000	0.3500	5,250,000.00
5BR	Bulgarian River Shipping AD-Ruse	1.00	35,708,674	0.7050	25,174,615.17
BSO	Bulgarian Stock Exchange-Sofia	1.00	6,582,860	5.5500	36,534,873.00
5BN	CB Bulgarian American Credit Bank AD-Sofia	1.00	24,691,313	6.5000	160,493,534.50
5CP	CB Texim Bank AD-Sofia	1.00	27,995,036	2.7000	75,586,597.20
3CZ	CEZ Distribution Bulgaria AD-Sofia	1.00	1,928,000	200.0000	385,600,000.00
1CZ	CEZ Electro Bulgaria AD-Sofia	10.00	5,000	22,000.0000	110,000,000.00
5DOV	Doverie United Holding PLC-Sofia	1.00	18,736,099	2.7600	51,711,633.24
0EA	Elana Agrocredit AD-Sofia	1.00	36,629,925	1.1500	42,124,413.75
52E	Elhim Iskra AD-Pazardzhik	1.00	25,108,410	0.9650	24,229,615.65
57E	EMKA AD-Sevlievo	1.00	21,699,726	2.6200	56,853,282.12
5EO	Etropal AD-Etropole	1.00	5,000,000	5.4500	27,250,000.00
4EH	Eurohold Bulgaria AD-Sofia	1.00	197,525,600	1.6000	316,040,960.00
4F6	Fazerles AD-Silistra	1.00	515,000	20.4000	10,506,000.00
4F8	Formoplast AD-Kardzhali	1.00	3,798,905	5.4500	20,704,032.25
GTH	Galata Investment Company AD-Varna	1.00	68,571,234	1.7600	120,685,371.84
GR6	Gradus AD-Stara Zagora	1.00	243,608,710	1.8100	440,931,765.10
58E	Himsnab Bulgaria AD-Sofia	1.00	2,494,631	45.0000	112,258,395.00
6N3	Holding Nov Vek AD-Sofia	1.00	4,110,469	16.2000	66,589,597.80
4HS	Holding Sveta Sofia AD-Sofia	1.00	9,940,391	4.1000	40,755,603.10
5V2	Holding Varna AD-Varna	1.00	6,485,897	40.0000	259,435,880.00
4HE	Hydraulic Elements and Systems AD-Yambol	1.00	18,193,752	4.7800	86,966,134.56
4I8	Industrial Capital Holding AD-Sofia	1.00	15,707,470	2.3400	36,755,479.80
4ID	Industrial Holding Bulgaria PLC-Sofia	1.00	107,400,643	1.0700	114,918,688.01
6R1	Industry Development Holding JSC-Sofia	1.00	9,980,925	1.9300	19,263,185.25
IGA	Intercapital group AD-Sofia	1.00	3,850,000		
4IN	Investor.BG AD-Sofia	1.00	4,782,362	16.0000	76,517,792.00
4L4	Lavena AD-Shumen	1.00	9,919,410	3.7000	36,701,817.00
5MH	M+S Hydraulic AD-Kazanlak	1.00	39,445,200	7.6500	301,755,780.00
178B	Neo London Capital PLC-Sofia	100.00	99,950	128.0000	12,793,600.00
3NB	Neochim AD-Dimitrograd	1.00	2,654,358	29.0000	76,976,382.00
5ODE	Odessos Shiprepair Yard AD-Varna	1.00	586,642	76.0000	44,584,792.00
4O1	Oil and Gas Exploration and Production AD-Sofia	1.00	12,228,062	6.8500	83,762,224.70
5PET	Petrol AD-Sofia	4.00	27,312,403	0.9800	26,766,154.94
RGL	Regala Invest AD-Varna	1.00	18,428,734	2.8200	51,969,029.88

Issue	Issuer	Nominal (BGN)	Amount (Shares)	Closing price (BGN)	Capitalisation (BGN)
6R2	Rodna Zemya Holding AD-Dobrich	1.00	36,010,600	1.8600	66,979,716.00
6S4	Severcoop Gamza Holding AD-Sofia	2.00	5,347,798	3.6600	19,572,940.68
6S5	Sila Holding AD-Stara Zagora	1.00	36,852,997	2.1200	78,128,353.64
6SOP	Sofia Commerce-Pawn Brokerage AD-Sofia	1.00	201,154	4.7000	945,423.80
6SOA	Sofia Commerce-Pawn Brokerage AD-Sofia	1.00	2,400,000	3.7400	8,976,000.00
S05	Sopharma Trading AD-Sofia	1.00	32,905,009	7.1500	235,270,814.35
OSP	Speedy AD-Sofia	1.00	5,377,619	49.0000	263,503,331.00
3NJ	SS Konstantine And Elena Holding AD-Varna	1.00	2,309,561	22.6000	52,196,078.60
5SR	Stara Planina Hold AD-Sofia	1.00	21,000,000	6.1500	129,150,000.00
6S7	Synergon Holding AD-Sofia	1.00	18,358,849	1.0800	19,827,556.92
EHN	Synthetica AD-Sofia	1.00	3,000,000	42.2000	126,600,000.00
7TH	Tchaikapharma High Quality Medicines AD-Sofia	1.00	72,200,000	9.3500	675,070,000.00
3TV	Toplivo AD-Sofia	1.00	5,416,829	3.5000	18,958,901.50
T57	Trace Group Hold AD-Sofia	1.00	24,200,000	2.6400	63,888,000.00
1VX	Velgraf Asset Management AD-Sofia	1.00	68,979,758	3.8000	262,123,080.40
4PX	Yuri Gagarin PLC-Plovdiv	1.00	1,003,904	15.0000	15,058,560.00
T43	Zarneni Hrani Bulgaria AD-Sofia	1.00	195,660,287	0.2580	50,480,354.05
3ZL	Zlatni Pyasatsi AD-Varna	1.00	6,493,577	1.8100	11,753,374.37

## Special Purpose Vehicles Segment

Issue	Issuer	Nominal (BGN)	Amount (Shares)	Closing price (BGN)	Capitalisation (BGN)
5AX	Aktiv Properties REIT-Plovdiv	9.00	2,192,011	7.2000	15,782,479.20
5BD	Bulland Investments REIT-Sofia	1.00	15,008,125	1.1200	16,809,100.00
5BU	Bulgarian Real Estate Fund REIT-Sofia	1.00	34,641,925	1.8900	65,473,238.25
5EX	Exclusive Property REIT-Sofia	1.00	9,452,340	0.7500	7,089,255.00
5H4	Balkan and Sea Properties REIT-Varna	1.00	6,925,156	16.0000	110,802,496.00
6A6	Advance Terrafund REIT-Sofia	1.00	85,110,091	1.9650	167,241,328.82
6F3	FairPlay Properties REIT-Sofia	1.00	33,145,400	0.5500	18,229,970.00
6S6	Sopharma Properties REIT-Sofia	1.00	20,953,944	6.4500	135,152,938.80
6SB	Super Borovetz Property Fund REIT-Varna	1.00	16,179,999	2.2200	35,919,597.78
9BH	Bulgarian Receivables Fund SPE-Sofia	1.00	1,500,000	1.0200	1,530,000.00
E7P	Expat Beta REIT-Sofia	1.00	5,143,190	0.9500	4,886,030.50
RPR	Roi Property Fund REIT-Sofia	1.00	6,162,500	4.8000	29,580,000.00



# Trade by Issues

February  
2019

## Premium Equities Segment

Issue	Issuer	Trades	Volume (lots)	Turnover (BGN)	Trading currency	Weighted & Corrected Values			Closing price	As from
						Average price	Min. price	Max. price		
3JR	Sopharma AD-Sofia	150	72,561	254,632.01	BGN	3.5090	3.3931	3.6724	3.6400	28.02.2019
4CF	CB Central Cooperative Bank AD-Sofia	346	288,830	469,730.78	BGN	1.6260	1.4508	1.7532	1.7300	28.02.2019
4KX	Korado Bulgaria AD-Strazhitsa	32	17,548	122,962.15	BGN	7.0070	7.0000	7.1500	7.0000	28.02.2019
5F4	CB First Investment Bank AD-Sofia	137	42,468	157,701.11	BGN	3.7130	3.4892	3.8854	3.6300	28.02.2019
5MB	Monbat AD-Sofia	200	30,146	217,468.05	BGN	7.2140	7.0074	7.7500	7.1000	28.02.2019
6C4	Chimimport AD-Sofia	275	560,011	1,123,537.94	BGN	2.0060	1.8544	2.0396	1.9250	28.02.2019
SKK	Sirma Group Holding JSC-Sofia	206	1,233,322	1,077,437.30	BGN	0.8740	0.8368	0.9180	0.8420	28.02.2019

## Standard Equities Segment

Issue	Issuer	Trades	Volume (lots)	Turnover (BGN)	Trading currency	Weighted & Corrected Values			Closing price	As from
						Average price	Min. price	Max. price		
0EA	Elana Agrocredit AD-Sofia	82	196,872	224,205.84	BGN	1.1390	1.1319	1.1600	1.1500	28.02.2019
0SP	Speedy AD-Sofia	34	1,467	71,872.60	BGN	48.9930	47.9529	52.0000	49.0000	27.02.2019
178B	Neo London Capital PLC-Sofia	1	3	384.00	BGN	128.0000	128.0000	128.0000	128.0000	28.02.2019
1CZ	CEZ Electro Bulgaria AD-Sofia	1	5	110,000.00	BGN	22,000.0000	22,000.0000	22,000.0000	22,000.0000	26.02.2019
1VX	Velgraf Asset Management AD-Sofia	1	247,000	938,600.00	BGN	3.8000	3.8000	3.8000	3.8000	28.02.2019
3CZ	CEZ Distribution Bulgaria AD-Sofia	54	289	59,062.00	BGN	204.3670	200.0000	219.1613	200.0000	28.02.2019
3NB	Neochim AD-Dimitrovgrad	26	608	18,013.60	BGN	29.6280	29.0000	30.0678	29.0000	28.02.2019
3NJ	SS Konstantine And Elena Holding AD-Varna	1	50	1,130.00	BGN	22.6000	22.6000	22.6000	22.6000	21.02.2019
3TV	Toplivo AD-Sofia	14	3,525	12,681.82	BGN	3.5980	3.4000	3.8000	3.5000	28.02.2019
3ZL	Zlatni Pyasatsi AD-Varna	1	10	18.10	BGN	1.8100	1.8100	1.8100	1.8100	25.02.2019
4EH	Eurohold Bulgaria AD-Sofia	150	292,626	459,749.52	BGN	1.5710	1.4245	1.5944	1.6000	28.02.2019
4F6	Fazerles AD-Silistra	6	105	2,256.00	BGN	21.4860	20.4000	22.3000	20.4000	28.02.2019
4F8	Formoplast AD-Kardzhali	3	17,990	99,842.50	BGN	5.5500	5.4500	5.5500	5.4500	28.02.2019
4HE	Hydraulic Elements and Systems AD-Yambol	52	27,482	132,466.18	BGN	4.8200	4.7482	4.8600	4.7800	28.02.2019
4HS	Holding Sveta Sofia AD-Sofia	76	102,594	396,129.90	BGN	3.8610	3.7029	4.0065	4.1000	28.02.2019
4I8	Industrial Capital Holding AD-Sofia	31	8,342	19,679.56	BGN	2.3590	2.3200	2.4000	2.3400	28.02.2019
4ID	Industrial Holding Bulgaria PLC-Sofia	100	116,028	125,049.15	BGN	1.0780	1.0637	1.1100	1.0700	28.02.2019
4IN	Investor.BG AD-Sofia	1	3	48.00	BGN	16.0000	16.0000	16.0000	16.0000	11.02.2019
4L4	Lavena AD-Shumen	6	1,575	5,857.50	BGN	3.7190	3.7000	3.8200	3.7000	28.02.2019
4O1	Oil and Gas Exploration and Production AD-Sofia	2	145	995.50	BGN	6.8660	6.8500	6.9000	6.8500	13.02.2019
4PX	Yuri Gagarin PLC-Plovdiv	32	1,932	29,498.00	BGN	15.2680	14.9000	17.0000	15.0000	27.02.2019
52E	Elhim Iskra AD-Pazardzhik	17	14,615	13,684.14	BGN	0.9360	0.9300	0.9505	0.9650	22.02.2019
57E	EMKA AD-Sevlievo	30	17,052	47,011.80	BGN	2.7570	2.6000	2.8200	2.6200	28.02.2019
5BN	CB Bulgarian American Credit Bank AD-Sofia	7	1,661	10,476.55	BGN	6.3070	6.0500	6.5000	6.5000	25.02.2019
5BP	Billboard AD-Sofia	22	73,752	25,034.04	BGN	0.3390	0.3000	0.3504	0.3500	27.02.2019
5BR	Bulgarian River Shipping AD-Ruse	3	2,710	1,929.69	BGN	0.7120	0.7084	0.7750	0.7050	07.02.2019
5CP	CB Texim Bank AD-Sofia	12	74,049	199,932.30	BGN	2.7000	2.7000	2.7000	2.7000	19.02.2019
5DOV	Doverie United Holding PLC-Sofia	528	344,526	829,548.00	BGN	2.4080	1.7599	2.6922	2.7600	28.02.2019
5EO	Etropal AD-Etropole	8	1,109	5,594.05	BGN	5.0440	5.0251	5.4500	5.4500	28.02.2019
5MH	M+S Hydraulic AD-Kazanlak	35	5,168	39,770.70	BGN	7.6960	7.5500	7.7794	7.6500	27.02.2019
5ODE	Odessos Shiprepair Yard AD-Varna	5	18	1,353.00	BGN	75.1670	73.0000	76.0000	76.0000	11.02.2019
5PET	Petrol AD-Sofia	12	1,193	916.22	BGN	0.7680	0.6200	0.9800	0.9800	25.02.2019
5SR	Stara Planina Hold AD-Sofia	109	12,505	75,813.95	BGN	6.0630	5.9000	6.2000	6.1500	28.02.2019
5V2	Holding Varna AD-Varna	250	19,973	777,010.80	BGN	38.9030	38.4000	39.4421	40.0000	28.02.2019
6AB	Albena AD-Albena	263	13,112	515,229.80	BGN	39.2950	38.1267	44.4000	38.0000	28.02.2019
6AM	Alcomet AD-Shumen	9	294	3,376.30	BGN	11.4840	11.2000	11.9000	11.4000	28.02.2019
6N3	Holding Nov Vek AD-Sofia	24	1,969	29,393.70	BGN	14.8940	14.1000	16.1713	16.2000	28.02.2019
6R1	Industry Development Holding JSC-Sofia	3	125	242.00	BGN	1.9360	1.9300	1.9400	1.9300	21.02.2019
6R2	Rodna Zemya Holding AD-Dobrich	1	200	372.00	BGN	1.8600	1.8600	1.8600	1.8600	28.02.2019



# Trade by Issues

February  
2019

Issue	Issuer	Trades	Volume (lots)	Turnover (BGN)	Trading currency	Weighted & Corrected Values			Closing price	As from
						Average price	Min. price	Max. price		
6S4	Severcoop Gamza Holding AD-Sofia	28	785	2,891.28	BGN	3.6830	3.6600	3.7514	3.6600	28.02.2019
6S5	Sila Holding AD-Stara Zagora	1	150	318.00	BGN	2.1200	2.1200	2.1200	2.1200	20.02.2019
6S7	Synergon Holding AD-Sofia	131	143,829	171,933.26	BGN	1.1950	0.9500	1.2444	1.0800	28.02.2019
6SOA	Sofia Commerce-Pawn Brokerage AD-Sofia	34	16,869	62,656.78	BGN	3.7140	3.6600	3.7600	3.7400	28.02.2019
6SOP	Sofia Commerce-Pawn Brokerage AD-Sofia	6	3,240	15,233.00	BGN	4.7020	4.7000	4.7019	4.7000	28.02.2019
7TH	Tchaikapharma High Quality Medicines AD-Sofia	16	2,893	26,955.15	BGN	9.3170	9.2500	9.3500	9.3500	28.02.2019
94G	235 Holdings AD-Sofia	6	391,432	6,008,009.60	BGN	15.3490	14.0000	17.0000	17.0000	28.02.2019
A4L	Allterco AD-Sofia	29	52,136	125,565.82	BGN	2.4080	2.2809	2.4673	2.3600	26.02.2019
A72	Agria Group Holding AD-Varna	37	19,940	208,711.20	BGN	10.4670	9.3091	11.9111	12.0000	28.02.2019
A00	BG Agro AD-Varna	5	1,618	2,499.00	BGN	1.5450	1.5092	1.5500	1.5500	18.02.2019
BSO	Bulgarian Stock Exchange-Sofia	103	22,168	126,651.60	BGN	5.7130	5.5221	5.9000	5.5500	28.02.2019
EHN	Synthetica AD-Sofia	5	8,410	353,236.00	BGN	42.0020	42.0000	42.2000	42.2000	28.02.2019
GR6	Gradus AD-Stara Zagora	143	218,665	395,572.75	BGN	1.8090	1.7750	1.8364	1.8100	28.02.2019
GTH	Galata Investment Company AD-Varna	1	5,285	9,301.60	BGN	1.7600	1.7600	1.7600	1.7600	19.02.2019
S05	Sopharma Trading AD-Sofia	82	16,902	118,186.35	BGN	6.9920	6.9007	7.1738	7.1500	28.02.2019
T43	Zarneni Hrani Bulgaria AD-Sofia	43	114,519	29,161.27	BGN	0.2550	0.2400	0.2720	0.2580	28.02.2019
T57	Trace Group Hold AD-Sofia	139	30,337	84,046.70	BGN	2.7700	2.5383	2.9860	2.6400	28.02.2019

## Special Purpose Vehicles Segment

Issue	Issuer	Trades	Volume (lots)	Turnover (BGN)	Trading currency	Weighted & Corrected Values			Closing price	As from
						Average price	Min. price	Max. price		
5AX	Aktiv Properties REIT-Plovdiv	8	1,980	14,263.25	BGN	7.2040	7.1104	7.5000	7.2000	15.02.2019
5BD	Bulland Investments REIT-Sofia	5	260,300	288,474.00	BGN	1.1080	1.1023	1.1200	1.1200	28.02.2019
5BU	Bulgarian Real Estate Fund REIT-Sofia	120	243,270	458,844.85	BGN	1.8860	1.8700	1.9200	1.8900	28.02.2019
5EX	Exclusive Property REIT-Sofia	5	3,102	2,314.42	BGN	0.7460	0.7452	0.7525	0.7500	25.02.2019
5H4	Balkan and Sea Properties REIT-Varna	13	12,625	202,000.00	BGN	16.0000	16.0000	16.0000	16.0000	19.02.2019
6A6	Advance Terrafund REIT-Sofia	108	304,025	595,280.17	BGN	1.9580	1.9472	1.9660	1.9650	28.02.2019
6F3	FairPlay Properties REIT-Sofia	10	10,515	6,052.00	BGN	0.5760	0.5515	0.5950	0.5500	26.02.2019
6S6	Sopharma Properties REIT-Sofia	40	15,535	100,002.25	BGN	6.4370	6.4000	6.5500	6.4500	28.02.2019
E7P	Expat Beta REIT-Sofia	3	1,520	1,339.00	BGN	0.8810	0.8805	0.9500	0.9500	25.02.2019
RPR	Roi Property Fund REIT-Sofia	11	10,660	51,168.00	BGN	4.8000	4.8000	4.8000	4.8000	07.02.2019

## Bonds Segment

Issue	Issuer	Trades	Volume (lots)	Turnover (BGN)	Trading currency	Clean Prices (% of nominal)			Closing price	As from
						Average price	Min. price	Max. price		
ODC1	Delta Credit SPV-Sofia	1	200	202,054.79	BGN	100.0000	100.0000	100.0000	100.0000	21.02.2019
0EA2	Elana Agrocredit AD-Sofia	4	25	39,560.58	EUR	100.0400	100.0000	100.0818	100.0000	18.02.2019
0FDD	Finance Direct AD-Sofia	3	15	29,575.09	EUR	100.0300	100.0000	100.1000	100.1000	14.02.2019
229E	Elana Financial Holding AD-Sofia	1	35	69,227.66	EUR	100.0000	100.0000	100.0000	100.0000	13.02.2019
4CFB	CB Central Cooperative Bank AD-Sofia	1	13	25,975.19	EUR	101.5000	101.5000	101.5000	101.5000	13.02.2019
5BNF	CB Bulgarian American Credit Bank AD-Sofia	1	6	3,809.40	EUR	100.0000	100.0000	100.0000	100.0000	04.02.2019
5MBA	Monbat AD-Sofia	13	198	388,602.90	EUR	100.0400	100.0000	100.3571	100.0000	26.02.2019
8AVA	Asterion Bulgaria AD-Sofia	1	1	1,249.58	EUR	100.0000	100.0000	100.0000	100.0000	01.02.2019
E8DA	Eurolease Group EAD-Sofia	1	5	5,015.07	BGN	100.0000	100.0000	100.0000	100.0000	21.02.2019
S28H	Starcom Holding AD-Etropole	1	3	3,043.44	BGN	100.0000	100.0000	100.0000	100.0000	15.02.2019
TOF1	Toplofikatsia-Ruse EAD-Ruse	1	176	176,000.00	BGN	100.0000	100.0000	100.0000	100.0000	25.02.2019
ZAFA	Zagora Fininvest AD-Stara Zagora	1	15	30,048.37	EUR	100.5000	100.5000	100.5000	100.5000	04.02.2019

# Trade by Issues

February  
2019

## Compensatory Instruments Segment

Issue	Issuer	Trades	Volume (lots)	Turnover (BGN)	Trading currency	Weighted Values			Closing price	As from
						Average price	Min. price	Max. price		
BLKB	Housing compensation notes under the CONP Act	6	45,393	15,195.13	BGN	0.3350	0.3331	0.3740	0.3740	28.02.2019
BLKC	Registered compensation vouchers under the OUFL Act and RFLFF Act	91	348,597	335,381.71	BGN	0.9620	0.9200	0.9836	0.9200	28.02.2019
BLKD	Compensation notes under the CONP Act	55	493,198	170,806.30	BGN	0.3460	0.3310	0.3584	0.3630	28.02.2019

## Exchange Traded Products Segment

Issue	Issuer	Trades	Volume (lots)	Turnover (BGN)	Trading currency	Weighted Values			Closing price	As from
						Average price	Min. price	Max. price		
6F3N	FairPlay Properties REIT-Sofia	2	2,060,000	2,440.00	BGN	0.0010	0.0010	0.0020	0.0020	20.02.2019
BGX	Expat Bulgaria SOFIX UCITS ETF	29	235,184	236,693.34	BGN	1.0060	1.0001	1.0250	1.0250	28.02.2019
CZX	Expat Czech PX UCITS ETF	1	25	47.09	EUR	0.9630	0.9630	0.9630	0.9630	28.02.2019
ECDC	Expat Croatia CROBEX UCITS ETF	1	10	17.56	EUR	0.8980	0.8980	0.8980	0.8980	28.02.2019
GRX	Expat Greece ASE UCITS ETF	3	2,545	3,768.83	EUR	0.7570	0.7560	0.8250	0.8250	28.02.2019
ROX	Expat Romania BET UCITS ETF	2	120	210.72	EUR	0.8980	0.8930	0.9220	0.9220	28.02.2019
SLQX	Expat Slovenia SBI TOP UCITS ETF	2	11,830	19,530.95	EUR	0.8440	0.8440	0.8940	0.8940	28.02.2019

## Subscription Rights Segment

Issue	Issuer	Trades	Volume (lots)	Turnover (BGN)	Trading currency	Weighted Values			Closing price	As from
						Average price	Min. price	Max. price		
5EKB	Ekip-98 Holding AD-Sofia	3	124,062	124.06	BGN	0.0010	0.0010	0.0010	0.0010	14.02.2019
6ANX	Asenova Krepost AD-Asenovgrad	1	666,467	666.47	BGN	0.0010	0.0010	0.0010	0.0010	28.02.2019

**Government Securities Segment (No trades in the reported period)**

**IPO Segment (No trades in the reported period)**

**Privatisation Segment (No trades in the reported period)**

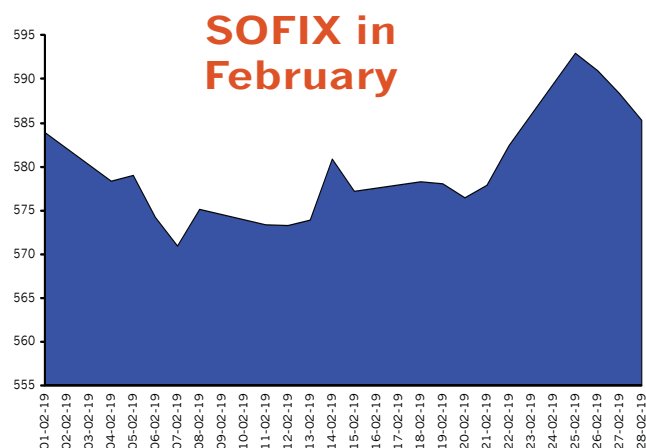
## Total trading statistics on a regulated market with indices components

Index	Volume Traded		Value Traded		Trades	
	Total volume (lots)	% of total volume	Total turnover (BGN)	% of total turnover	All trades #	% of all trades
SOFIX	3,345,226	58.07%	6,530,459.52	35.94%	2,570	57.24%
BGBX 40	4,387,605	76.17%	8,984,773.18	49.45%	4,067	90.58%
BG REIT	830,968	14.43%	1,599,991.02	8.81%	258	5.75%
BG TR30	4,160,932	72.23%	9,117,023.11	50.18%	3,804	84.72%
CGIX *	1,775,560	30.82%	2,346,782.84	12.92%	1,214	27.04%

## Market capitalisation of indices components

Index	Total (BGN)	% of total capitalization
SOFIX	3,405,588,209.42	39.19%
BGBX 40	6,183,188,666.37	71.16%
BG REIT	477,531,024.85	5.50%
BG TR30	5,013,465,683.90	57.70%
CGIX *	1,318,084,317.63	15.17%

\* CGIX is an index of the National Corporate Governance Commission, which is just computed and promoted by BSE as from September 19, 2011.

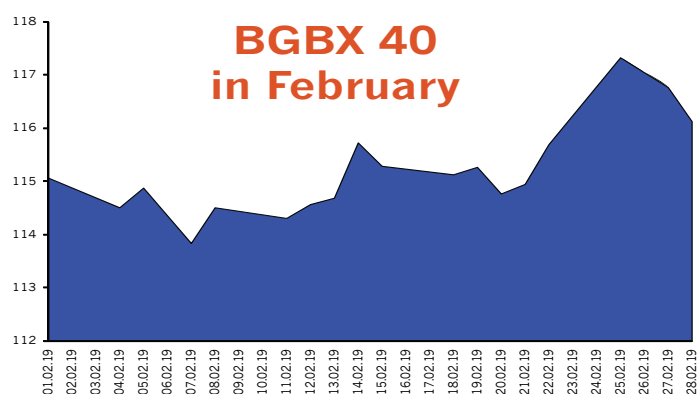


## SOFIX Components

Issuer	Min. price	Max. price	Volume (lots)	Trades	Turnover (BGN)
Advance Terrafund REIT-Sofia	1.9450	1.9750	304,025	108	595,280.17
Albena AD-Albena	38.0000	44.4000	13,112	263	515,229.80
Eurohold Bulgaria AD-Sofia	1.4150	1.6000	292,626	150	459,749.52
Elana Agrocredit AD-Sofia	1.1300	1.1600	196,872	82	224,205.84
Monbat AD-Sofia	6.9500	7.7500	30,146	200	217,468.05
M+S Hydraulic AD-Kazanlak	7.5500	7.8000	5,168	35	39,770.70
Sirma Group Holding JSC-Sofia	0.8200	0.9200	1,233,322	206	1,077,437.30
Sopharma AD-Sofia	3.3800	3.7400	72,561	150	254,632.01
Stara Planina Hold AD-Sofia	5.9000	6.2000	12,505	109	75,813.95
CB First Investment Bank AD-Sofia	3.4400	3.9000	42,468	137	157,701.11
CB Central Cooperative Bank AD-Sofia	1.4450	1.7800	288,830	346	469,730.78
Trace Group Hold AD-Sofia	2.5000	3.0400	30,337	139	84,046.70
Bulgarian Real Estate Fund REIT-Sofia	1.8700	1.9400	243,270	120	458,844.85
Chimimport AD-Sofia	1.8500	2.0600	560,011	275	1,123,537.94
Holding Varna AD-Varna	38.4000	40.4000	19,973	250	777,010.80

## BGBX 40 Components

Issuer	Min. price	Max. price	Volume (lots)	Trades	Turnover (BGN)
Agria Group Holding AD-Varna	9.2500	12.0000	19,940	37	208,711.20
Advance Terrafund REIT-Sofia	1.9450	1.9750	304,025	108	595,280.17
Albena AD-Albena	38.0000	44.4000	13,112	263	515,229.80
Alcomet AD-Shumen	11.2000	11.9000	294	9	3,376.30
Allterco AD-Sofia	2.2000	2.4800	52,136	29	125,565.82
Billboard AD-Sofia	0.3000	0.3680	73,752	22	25,034.04
Bulgarian Stock Exchange-Sofia	5.3500	5.9000	22,168	103	126,651.60
Doverie United Holding PLC-Sofia	1.7500	2.7700	344,526	528	829,548.00
Eurohold Bulgaria AD-Sofia	1.4150	1.6000	292,626	150	459,749.52
Elana Agrocredit AD-Sofia	1.1300	1.1600	196,872	82	224,205.84
Elhim Iskra AD-Pazardzhik	0.9200	0.9650	14,615	17	13,684.14
EMKA AD-Sevlievo	2.6000	2.8200	17,052	30	47,011.80
Zarneni Hrani Bulgaria AD-Sofia	0.2400	0.2740	114,519	43	29,161.27
Industrial Capital Holding AD-Sofia	2.3200	2.4000	8,342	31	19,679.56
Industrial Holding Bulgaria PLC-Sofia	1.0500	1.1100	116,028	100	125,049.15
Korado Bulgaria AD-Strazhitsa	7.0000	7.1500	17,548	32	122,962.15
Lavena AD-Shumen	3.7000	3.8200	1,575	6	5,857.50
Monbat AD-Sofia	6.9500	7.7500	30,146	200	217,468.05
M+S Hydraulic AD-Kazanlak	7.5500	7.8000	5,168	35	39,770.70
Neochim AD-Dimitrovgrad	29.0000	31.6000	608	26	18,013.60
Bulgarian River Shipping AD-Ruse	0.7050	0.7750	2,710	3	1,929.69
Severcoop Gamza Holding AD-Sofia	3.6600	3.9800	785	28	2,891.28
Synergon Holding AD-Sofia	0.9500	1.2700	143,829	131	171,933.26
Sirma Group Holding JSC-Sofia	0.8200	0.9200	1,233,322	206	1,077,437.30
Sopharma AD-Sofia	3.3800	3.7400	72,561	150	254,632.01
Sopharma Properties REIT-Sofia	6.4000	6.5500	15,535	40	100,002.25
Sopharma Trading AD-Sofia	6.9000	7.2000	16,902	82	118,186.35
Sofia Commerce-Pawn Brokerage AD-Sofia	3.6600	3.7600	16,869	34	62,656.78
Speedy AD-Sofia	47.2000	52.0000	1,467	34	71,872.60
Stara Planina Hold AD-Sofia	5.9000	6.2000	12,505	109	75,813.95
CB First Investment Bank AD-Sofia	3.4400	3.9000	42,468	137	157,701.11
CB Central Cooperative Bank AD-Sofia	1.4450	1.7800	288,830	346	469,730.78
Trace Group Hold AD-Sofia	2.5000	3.0400	30,337	139	84,046.70
FairPlay Properties REIT-Sofia	0.5500	0.5950	10,515	10	6,052.00
Bulgarian Real Estate Fund REIT-Sofia	1.8700	1.9400	243,270	120	458,844.85
Hydraulic Elements and Systems AD-Yambol	4.7000	4.8600	27,482	52	132,466.18
Chimimport AD-Sofia	1.8500	2.0600	560,011	275	1,123,537.94
Holding Varna AD-Varna	38.4000	40.4000	19,973	250	777,010.80
Tchaikapharma High Quality Medicines AD-Sofia	9.2500	9.3500	2,893	16	26,955.15
CEZ Distribution Bulgaria AD-Sofia	200.0000	220.0000	289	54	59,062.00

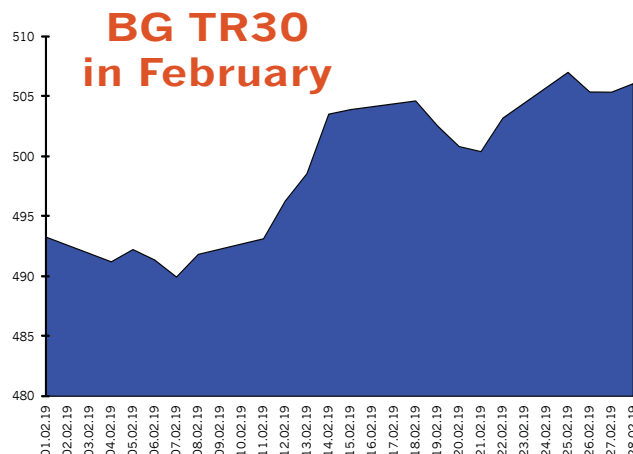
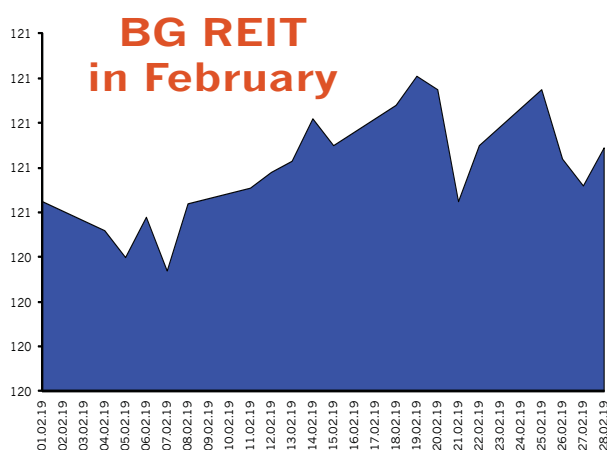


## BG REIT Components

Issuer	Min. price	Max. price	Volume (lots)	Trades	Turnover (BGN)
Advance Terrafund REIT-Sofia	1.9450	1.9750	304,025	108	595,280.17
Balkan and Sea Properties REIT-Varna	16.0000	16.0000	12,625	13	202,000.00
Bulland Investments REIT-Sofia	1.1000	1.1200	260,300	5	288,474.00
Roi Property Fund REIT-Sofia	4.8000	4.8000	10,660	11	51,168.00
Super Borovets Property Fund REIT-Varna	n/a	n/a	0	0	0.00
Bulgarian Real Estate Fund REIT-Sofia	1.8700	1.9400	243,270	120	458,844.85
CCB Real Estate Fund REIT-Sofia	48.0000	48.0000	88	1	4,224.00

## BG TR30 Components

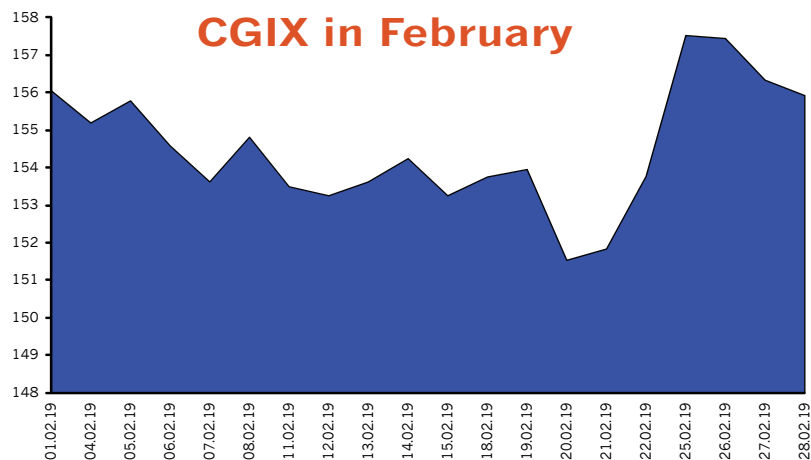
Issuer	Min. price	Max. price	Volume (lots)	Trades	Turnover (BGN)
Agria Group Holding AD-Varna	9.2500	12.0000	19,940	37	208,711.20
Advance Terrafund REIT-Sofia	1.9450	1.9750	304,025	108	595,280.17
Albena AD-Albena	38.0000	44.4000	13,112	263	515,229.80
Bulgarian Stock Exchange-Sofia	5.3500	5.9000	22,168	103	126,651.60
Doverie United Holding PLC-Sofia	1.7500	2.7700	344,526	528	829,548.00
Eurohold Bulgaria AD-Sofia	1.4150	1.6000	292,626	150	459,749.52
Elana Agrocredit AD-Sofia	1.1300	1.1600	196,872	82	224,205.84
Industrial Capital Holding AD-Sofia	2.3200	2.4000	8,342	31	19,679.56
Industrial Holding Bulgaria PLC-Sofia	1.0500	1.1100	116,028	100	125,049.15
Korado Bulgaria AD-Strazhitsa	7.0000	7.1500	17,548	32	122,962.15
M+S Hydraulic AD-Kazanlak	7.5500	7.8000	5,168	35	39,770.70
Monbat AD-Sofia	6.9500	7.7500	30,146	200	217,468.05
Neochim AD-Dimitrovgrad	29.0000	31.6000	608	26	18,013.60
SS Konstantine And Elena Holding AD-Varna	22.6000	22.6000	50	1	1,130.00
Synergon Holding AD-Sofia	0.9500	1.2700	143,829	131	171,933.26
Synthetica AD-Sofia	42.0000	42.2000	8,410	5	353,236.00
Sirma Group Holding JSC-Sofia	0.8200	0.9200	1,233,322	206	1,077,437.30
Sopharma AD-Sofia	3.3800	3.7400	72,561	150	254,632.01
Sopharma Properties REIT-Sofia	6.4000	6.5500	15,535	40	100,002.25
Sopharma Trading AD-Sofia	6.9000	7.2000	16,902	82	118,186.35
Stara Planina Hold AD-Sofia	5.9000	6.2000	12,505	109	75,813.95
CB First Investment Bank AD-Sofia	3.4400	3.9000	42,468	137	157,701.11
CB Texim Bank AD-Sofia	2.7000	2.7000	74,049	12	199,932.30
CB Central Cooperative Bank AD-Sofia	1.4450	1.7800	288,830	346	469,730.78
Trace Group Hold AD-Sofia	2.5000	3.0400	30,337	139	84,046.70
Bulgarian Real Estate Fund REIT-Sofia	1.8700	1.9400	243,270	120	458,844.85
Hydraulic Elements and Systems AD-Yambol	4.7000	4.8600	27,482	52	132,466.18
Chimimport AD-Sofia	1.8500	2.0600	560,011	275	1,123,537.94
Holding Varna AD-Varna	38.4000	40.4000	19,973	250	777,010.80
CEZ Distribution Bulgaria AD-Sofia	200.0000	220.0000	289	54	59,062.00



## Corporate Governance Index CGIX

### CGIX Components

Issuer	Min. price	Max. price	Volume (lots)	Trades	Turnover (BGN)
Bulgarian Stock Exchange-Sofia	5.3500	5.9000	22,168	103	126,651.60
Industrial Holding Bulgaria PLC-Sofia	1.0500	1.1100	116,028	100	125,049.15
Monbat AD-Sofia	6.9500	7.7500	30,146	200	217,468.05
Sirma Group Holding JSC-Sofia	0.8200	0.9200	1,233,322	206	1,077,437.30
Sopharma AD-Sofia	3.3800	3.7400	72,561	150	254,632.01
Stara Planina Hold AD-Sofia	5.9000	6.2000	12,505	109	75,813.95
CB Central Cooperative Bank AD-Sofia	1.4450	1.7800	288,830	346	469,730.78



CGIX is the index of the companies enjoying good corporate governance as selected by the National Corporate Governance Commission.

The starting date of calculation of the CGIX is September 19, 2011.

CGIX is an index of the National Corporate Governance Commission but is currently computed and promoted by BSE.

The Rules on calculating the Corporate Governance Index (CGIX) are available in Bulgarian at [http://download.bse-sofia.bg/others/CGIX\\_Index\\_Rules\\_BG.pdf](http://download.bse-sofia.bg/others/CGIX_Index_Rules_BG.pdf)

### Premium Equities Segment\* (based on non-consolidated reports\*\*)

Issue	Issuer	P / E	P / S	P / B	P / EBIT	ROA	EBIT / Total Asts.	ROE	EBIT / Equity	Current Ratio	Debt / Equity	Assets Turnover
4CF	CB Central Cooperative Bank AD-Sofia	7.39	1.07	0.41				0.06				0.03
5F4	CB First Investment Bank AD-Sofia	4.69	1.07	0.45		0.01		0.10				0.04
6C4	Chimimport AD-Sofia	12.88	246.96	0.39		0.02		0.03		2.71	0.08	0.04
4KX	Korado Bulgaria AD-Strazhitsa	17.53	2.09	4.52		0.18	0.24	0.25	0.34	2.68	0.22	1.50
5MB	Monbat AD-Sofia	21.47	0.78	1.65	19.23	0.04	0.04	0.08	0.09	2.02	0.84	1.04
SKK	Sirma Group Holding JSC-Sofia	17.35	8.61	0.70	14.95	0.03	0.04	0.04	0.05	0.76	0.22	0.07
3JR	Sopharma AD-Sofia	14.16	2.09	0.94	10.05	0.05	0.08	0.07	0.09	2.13	0.17	0.36

### Premium Equities Segment\* (based on consolidated reports\*\*)

Issue	Issuer	P / E	P / S	P / B	P / EBIT	ROA	EBIT / Total Asts.	ROE	EBIT / Equity	Current Ratio	Debt / Equity	Assets Turnover
4CF	CB Central Cooperative Bank AD-Sofia	5.14	0.92	0.43		0.01		0.09				0.04
5F4	CB First Investment Bank AD-Sofia	4.16	1.00	0.44		0.01		0.11				0.04
6C4	Chimimport AD-Sofia	7.30	1.06	0.33		0.01				1.15	2.13	1.27
4KX	Korado Bulgaria AD-Strazhitsa											
5MB	Monbat AD-Sofia	21.76	0.91	1.13	8.40	0.03	0.07	0.06	0.14	2.18	0.73	0.69
SKK	Sirma Group Holding JSC-Sofia	8.59	0.85	0.57	3.76	0.04	0.10	0.07	0.16	1.52	0.16	0.44
3JR	Sopharma AD-Sofia	13.40	0.39	0.97	6.14	0.03	0.08	0.07	0.16	1.25	0.62	1.19

### Standard Equities Segment\* (based on non-consolidated reports\*\*)

Issue	Issuer	P / E	P / S	P / B	P / EBIT	ROA	EBIT / Total Asts.	ROE	EBIT / Equity	Current Ratio	Debt / Equity	Assets Turnover
94G	235 Holdings AD-Sofia			17.16						7.33		
A72	Agria Group Holding AD-Varna	44.36	117.38	1.48		0.02		0.04		0.71	0.94	0.04
6AB	Albena AD-Albena	14.90	1.61	0.34	5.89	0.02	0.05	0.02	0.06	0.30	0.14	0.17
6AM	Alcomet AD-Shumen	14.92	0.56	0.93	6.99	0.04	0.09	0.07	0.16	1.55	0.56	1.14
A4L	Allterco AD-Sofia	49.72	89.17	1.95		0.03		0.04		0.96	0.21	0.02
A00	BG Agro AD-Varna	1,690.65	148.58	1.19						49.54		0.01
5BP	Billboard AD-Sofia	15.93	0.65	0.25	3.35	0.01	0.05	0.02	0.07	2.83	0.27	0.27
5BR	Bulgarian River Shipping AD-Ruse	125.23	2.07	0.34	96.18					1.00	0.05	0.13
BSO	Bulgarian Stock Exchange-Sofia	35.54	19.35	3.38		0.09		0.10		4.57	0.01	0.16
5BN	CB Bulgarian American Credit Bank AD-Sofia	13.78	3.79	0.89		0.01		0.07				0.03
5CP	CB Texim Bank AD-Sofia		5.75	2.09								0.05
3CZ	CEZ Distribution Bulgaria AD-Sofia	83.48	1.09	0.64	4.90	0.01	0.09			0.74	0.19	0.40
1CZ	CEZ Electro Bulgaria AD-Sofia	11.14	0.21	0.82		0.03	0.04	0.08	0.09	1.77	0.07	1.78
5DOV	Doverie United Holding PLC-Sofia		283.38	1.50						28.62	0.81	0.02
0EA	Elana Agrocredit AD-Sofia	17.80	10.61	1.02		0.04		0.07		5.43	0.52	0.06
52E	Elhim Iskra AD-Pazardzhik	46.16	0.64	0.69		0.01	0.07	0.02	0.07	7.72	0.01	1.05
57E	EMKA AD-Sevlievo	16.25	0.54	1.45	8.25	0.08	0.15	0.09	0.18	6.11	0.02	2.38
5EO	Etropal AD-Etropole	633.72	3.32	5.32	32.60		0.07	0.01	0.16	0.90	0.65	0.66
4EH	Eurohold Bulgaria AD-Sofia	183.69	486.33	0.93				0.01		0.16	0.58	0.04
4F6	Fazerles AD-Silistra	116.73	0.83	0.48			0.04		0.04	30.61	0.02	0.55
4F8	Formoplast AD-Kardzhali		13.29	8.08			0.05		0.06	2.46		0.49
GTH	Galata Investment Company AD-Varna		997.40	1.59						2.15		
GR6	Gradus AD-Stara Zagora	16.51		1.33						1,932.17		
58E	Himsnab Bulgaria AD-Sofia	40.94	28.97	1.33	93.01	0.03	0.01	0.03	0.01	2.65		0.04
6N3	Holding Nov Vek AD-Sofia	71.17	18.29	2.03	34.19	0.01	0.02	0.03	0.06	0.56	1.93	0.05
4HS	Holding Sveta Sofia AD-Sofia	10.58		1.15		0.05		0.15		1.05	0.90	0.08
5V2	Holding Varna AD-Varna	64.00	190.17	1.41	684.60					2.34	0.39	
4HE	Hydraulic Elements and Systems AD-Yambol	16.55	1.41	2.32						2.19		

\* Ratios are calculated on the base of the last weighted-average price as of the end of the month

\*\* Financial reports data (ttm)

Methodology for Calculation of Financial Ratios is available at [http://download.bse-sofia.bg/pdf/methodology\\_en.pdf](http://download.bse-sofia.bg/pdf/methodology_en.pdf)

# Financial Ratios

February  
2019

Issue	Issuer	P / E	P / S	P / B	P / EBIT	ROA	EBIT / Total Asts.	ROE	EBIT / Equity	Current Ratio	Debt / Equity	Assets Turnover
4I8	Industrial Capital Holding AD-Sofia	16.00	7,301.33	1.44		0.09		0.09		6.58		0.13
4ID	Industrial Holding Bulgaria PLC-Sofia	18.05	15,187.34	0.49		0.02		0.03		0.14	0.07	0.03
6R1	Industry Development Holding JSC-Sofia	3.47	62.68	0.90	114.35	0.09		0.29	0.01	2.59	1.65	0.14
IGA	Intercapital group AD-Sofia									1.25	0.43	
4IN	Investor.BG AD-Sofia	850.20	8.50	1.90						2.81		0.20
4L4	Lavena AD-Shumen	26.91	1.09	2.49	8.74	0.03	0.08	0.04	0.14	1.91	0.52	0.62
5MH	M+S Hydraulic AD-Kazanlak	20.55	2.42	3.86	12.48	0.16	0.27	0.20	0.32	3.62		1.37
178B	Neo London Capital PLC-Sofia	4.76		0.87		0.10		0.20		23.41	1.45	
3NB	Neochim AD-Dimitrograd		0.34	0.85						1.30	0.24	1.56
5ODE	Odessos Shiprepair Yard AD-Varna	24.02	1.25	0.67	10.55	0.03	0.06	0.03	0.06	2.26		0.49
401	Oil and Gas Exploration and Production AD-Sofia	28.50	3.50	0.90	11.34	0.02	0.06	0.03	0.08	2.00	0.04	0.19
5PET	Petrol AD-Sofia		0.05	1.18	6.34		0.04		0.17	1.75	2.14	4.57
RGL	Regala Invest AD-Varna	1,401.39	133.64	2.22			0.01		0.01	0.05	0.13	0.01
6R2	Rodna Zemya Holding AD-Dobrich	11.62	15.77	1.66	34.09	0.05	0.02	0.15	0.05	1.62	1.72	0.10
6S4	Severcoop Gamza Holding AD-Sofia	9.01	532.75	0.86		0.05		0.09		4.69	1.29	0.10
6S5	Sila Holding AD-Stara Zagora	15.24		1.48		0.07		0.11		36.73	0.20	0.10
6SOA	Sofia Commerce-Pawn Brokerage AD-Sofia	6.52	1.53	0.84	5.67					18.23	0.01	
SO5	Sopharma Trading AD-Sofia	12.89	0.32	2.93	9.56	0.05	0.07	0.24	0.32	1.11	2.01	2.04
OSP	Speedy AD-Sofia	20.00	2.08	4.72	11.82	0.15	0.25	0.25	0.43	0.77	0.31	1.39
3NJ	SS Konstantine And Elena Holding AD-Varna	26.64	4.52	1.43	9.34	0.03	0.09	0.05	0.13	0.85	0.13	0.18
5SR	Stara Planina Hold AD-Sofia	22.34	1,531.68	3.32		0.13				3.01		0.16
6S7	Synergon Holding AD-Sofia		43.10	0.15						31.35	0.13	0.04
EHN	Synthetica AD-Sofia		3,956.25	7.64						3.37	0.31	
7TH	Tchaikapharma High Quality Medicines AD-Sofia	57.86	17.06	7.21		0.11	0.16	0.13	0.18	5.00	0.11	0.37
3TV	Toplivo AD-Sofia		0.11	0.18	39.76					1.88	0.48	0.96
T57	Trace Group Hold AD-Sofia	7.95	0.32	0.58	11.37	0.04	0.03	0.07	0.05	1.89	0.22	1.06
1VX	Velgraf Asset Management AD-Sofia	48.51	16.93	2.20	28.72	0.03	0.05	0.05	0.08	1.37	0.25	0.09
4PX	Yuri Gagarin PLC-Plovdiv	4.52	0.14	0.18	1.40	0.03	0.09	0.04	0.13	1.73	0.14	0.93
T43	Zarneni Hrani Bulgaria AD-Sofia	16.93	38.04	0.19		0.01		0.01		1.54	0.02	
3ZL	Zlatni Pyasatsi AD-Varna		1.03	0.11	8.06		0.01		0.01	7.22	0.01	0.10

## Standard Equities Segment\* (based on consolidated reports\*\*)

Issue	Issuer	P / E	P / S	P / B	P / EBIT	ROA	EBIT / Total Asts.	ROE	EBIT / Equity	Current Ratio	Debt / Equity	Assets Turnover
A72	Agria Group Holding AD-Varna	5.48	0.29	0.56	3.42	0.05	0.08	0.13	0.20	1.22	1.09	0.94
6AB	Albena AD-Albena	19.69	1.24	0.33	4.88	0.01	0.05	0.02	0.07	0.85	0.19	0.20
6AM	Alcomet AD-Shumen	15.28	0.54	1.15	7.03	0.04	0.10	0.08	0.17	1.33	0.77	1.26
A4L	Allterco AD-Sofia	16.72	0.89	1.33	9.73	0.05	0.09	0.08	0.14	1.48	0.23	1.00
A00	BG Agro AD-Varna	18.80	0.70	0.92	9.44	0.03	0.06	0.05	0.10	1.03	0.48	0.84
5BP	Billboard AD-Sofia	8.83	0.14	0.24	1.18	0.01	0.08	0.03	0.21	0.91	0.80	0.70
5BR	Bulgarian River Shipping AD-Ruse		1.69	0.31						1.39	0.02	0.15
BSO	Bulgarian Stock Exchange-Sofia	9.51	4.22	2.67	10.12	0.05	0.04	0.32	0.30	1.12	0.01	0.11
5BN	CB Bulgarian American Credit Bank AD-Sofia	13.45	3.75	1.10		0.01		0.07				0.03
5CP	CB Texim Bank AD-Sofia		6.78	2.07								0.05
3CZ	CEZ Distribution Bulgaria AD-Sofia	35.92	1.02	0.63	4.46	0.01	0.10	0.02	0.14	0.92	0.20	0.43
5DOV	Doverie United Holding PLC-Sofia	13.68	0.33	0.73	3.98	0.02	0.06	0.06	0.19	1.44	0.84	0.76
57E	EMKA AD-Sevlievo	3.85	0.18	0.79	2.96					4.34	0.53	
5EO	Etropal AD-Etropole	419.23	3.28	5.18	31.18	0.01	0.07	0.01	0.16	0.93	0.64	0.65
4EH	Eurohold Bulgaria AD-Sofia	39.98	0.25	2.02	11.57	0.01	0.02	0.05	0.16	1.14	2.38	0.93

\* Ratios are calculated on the base of the last weighted-average price as of the end of the month

\*\* Financial reports data (ttm)

Methodology for Calculation of Financial Ratios is available at [http://download.bse-sofia.bg/pdf/methodology\\_en.pdf](http://download.bse-sofia.bg/pdf/methodology_en.pdf)



# Financial Ratios

February  
2019

Issue	Issuer	P / E	P / S	P / B	P / EBIT	ROA	EBIT / Total Asts.	ROE	EBIT / Equity	Current Ratio	Debt / Equity	Assets Turnover
GR6	Gradus AD-Stara Zagora			1.35						3.81	0.06	
58E	Himsnab Bulgaria AD-Sofia		5.32	1.05	19.98				0.05	2.07	0.39	
6N3	Holding Nov Vek AD-Sofia	68.18	2.13	5.93	34.05	0.01	0.02	0.07	0.14	1.24	9.69	0.31
4HS	Holding Sveta Sofia AD-Sofia	49.59	2.45	2.93		0.01		0.04		0.89	5.03	0.17
5V2	Holding Varna AD-Varna	124.40	2.66	1.24	13.13		0.03	0.01	0.10	1.51	1.18	0.17
4I8	Industrial Capital Holding AD-Sofia	11.28	0.15	0.77	1.19	0.02	0.19	0.07	0.65	4.68	0.02	1.49
4ID	Industrial Holding Bulgaria PLC-Sofia	7.94	0.96	0.36	3.34	0.03	0.08	0.05	0.11	1.26	0.19	0.27
6R1	Industry Development Holding JSC-Sofia	1.84	3.04	0.76	4.36	0.08	0.03	0.35	0.15	3.39	2.20	0.15
4IN	Investor.BG AD-Sofia		4.63	2.75						1.91	0.34	0.31
4L4	Lavena AD-Shumen	22.05	1.09	2.44	7.59	0.03	0.09	0.05	0.16	1.91	0.52	0.61
5MH	M+S Hydraulic AD-Kazanlak	19.92	2.36	4.02	11.99					3.49		
3NB	Neochim AD-Dimitrograd		0.34	0.85						1.31	0.24	1.57
5ODE	Odessos Shiprepair Yard AD-Varna	14.51	1.46	0.68	11.14	0.04	0.05	0.05	0.06	3.53	0.14	0.38
4O1	Oil and Gas Exploration and Production AD-Sofia	21.78	2.64	0.83	10.69	0.03	0.06	0.04	0.08	3.48	0.03	0.24
5PET	Petrol AD-Sofia	0.39	0.05	1.00	5.58	0.57	0.04			1.35	1.60	4.33
6R2	Rodna Zemya Holding AD-Dobrich	25.55	0.67	2.32	5.86	0.01	0.06	0.09	0.41	0.82	4.29	0.50
6S4	Severcoop Gamza Holding AD-Sofia		24.10	0.49						4.69	1.43	0.12
6S5	Sila Holding AD-Stara Zagora	70.77	8.11	1.69		0.01		0.03		1.90	1.09	0.13
6SOA	Sofia Commerce-Pawn Brokerage AD-Sofia	6.49	1.35	0.84	5.63	0.12	0.14	0.13	0.15	18.55	0.01	0.58
SO5	Sopharma Trading AD-Sofia	27.33	0.27	3.79	12.22	0.02	0.05	0.14	0.30	1.08	3.01	2.22
OSP	Speedy AD-Sofia	20.87	1.44	5.22	9.98	0.13	0.27	0.27	0.56	0.83	0.41	1.89
3NJ	SS Konstantine And Elena Holding AD-Varna	6.37	1.60	1.17	3.87	0.07	0.11	0.21	0.35	0.42	1.35	0.27
5SR	Stara Planina Hold AD-Sofia	17.10	0.53	1.30	3.53	0.04	0.17	0.08	0.38	3.52	0.02	1.14
6S7	Synergon Holding AD-Sofia		0.06	0.09	3.82		0.01		0.02	1.09	0.27	0.85
EHN	Synthetica AD-Sofia	90.82	2.43	6.26	14.10	0.02	0.11	0.07	0.45	0.72	1.93	0.65
3TV	Toplivo AD-Sofia		0.08	0.19	87.69					1.36	0.59	1.58
T57	Trace Group Hold AD-Sofia	7.21	0.17	0.62	3.84	0.04	0.08	0.11	0.21	1.12	0.31	1.90
1VX	Velgraf Asset Management AD-Sofia			2.28						1.31	0.34	
4PX	Yuri Gagarin PLC-Plovdiv	2.85	0.11	0.18	1.10	0.04	0.11	0.06	0.17	1.71	0.15	1.12
T43	Zarneni Hrani Bulgaria AD-Sofia	54.75	0.54	0.20	3.91		0.03		0.05	1.84	0.22	0.20
3ZL	Zlatni Pyasatsi AD-Varna		0.49	0.12	3.89		0.03		0.03	8.07	0.02	0.23

## SPVs Segment\* (based on non-consolidated reports\*\*)

Issue	Issuer	P / E	P / S	P / B	P / EBIT	ROA	EBIT / Total Asts.	ROE	EBIT / Equity	Current Ratio	Debt / Equity	Assets Turnover
6A6	Advance Terrafund REIT-Sofia	44.00	18.37	0.68		0.02	0.01	0.02	0.01	8.27		0.04
5AX	Aktiv Properties REIT-Plovdiv		40.95	0.73						0.08	0.23	0.01
5H4	Balkan and Sea Properties REIT-Varna	10.61	6.70	0.16		0.07	0.09	0.12	0.16	23.70	0.61	0.10
5BU	Bulgarian Real Estate Fund REIT-Sofia	7.04	4.80	0.63		0.06	0.07	0.07	0.08	5.95	0.09	0.09
9BH	Bulgarian Receivables Fund SPE-Sofia			3.53						1.43		
5BD	Bulland Investments REIT-Sofia			1.00						0.08	0.12	
5EX	Exclusive Property REIT-Sofia	2.70	26.64	0.61		0.14		0.28	0.01	0.05	0.99	0.01
E7P	Expat Beta REIT-Sofia		94.35	0.83						0.15	0.15	0.01
6F3	FairPlay Properties REIT-Sofia	6.56	0.89	0.34		0.04	0.04	0.05	0.06	6.18	0.11	0.28
RPR	Roi Property Fund REIT-Sofia	4.27	1.68	1.02		0.10	0.13	0.30	0.37	1.62	1.31	0.26
6S6	Sopharma Properties REIT-Sofia	131.98	11.90	2.36		0.01	0.08	0.02	0.13	0.05	0.29	0.13
6SB	Super Borovetz Property Fund REIT-Varna	72.13	32.04	1.34	49.61	0.01	0.01	0.02	0.03	0.87	1.71	0.01

\* Ratios are calculated on the base of the last weighted-average price as of the end of the month

\*\* Financial reports data (ttm)

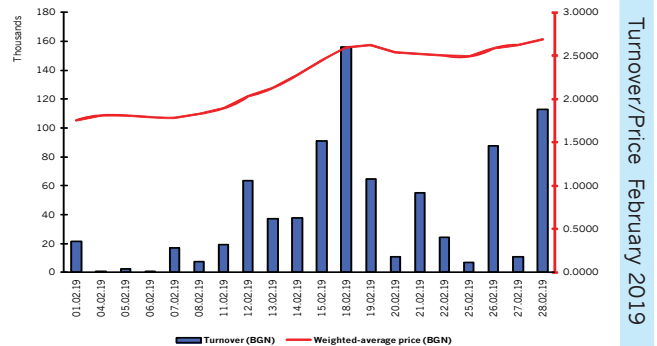
Methodology for Calculation of Financial Ratios is available at [http://download.bse-sofia.bg/pdf/methodology\\_en.pdf](http://download.bse-sofia.bg/pdf/methodology_en.pdf)

# Top 5 Stocks by Trades

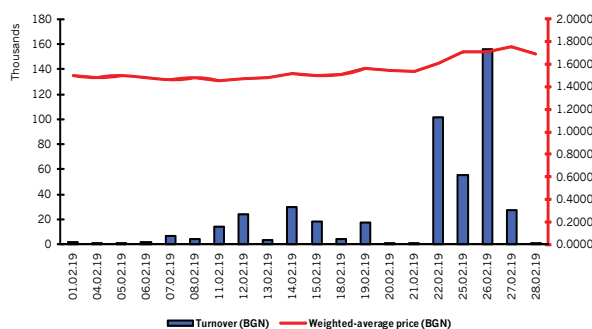
February 2019

## Doverie United Holding

BSE code of the issue	5DOV
Volume of the issue (common shares)	18,736,099
Nominal value (BGN per share)	1.00
Gross dividend 2017 (BGN per share)	0.00
Trading on regulated market as from the beginning of the year	
Volume in lots	472,540
Value in BGN	1,043,535.95
Trades	731



Turnover/Price February 2019

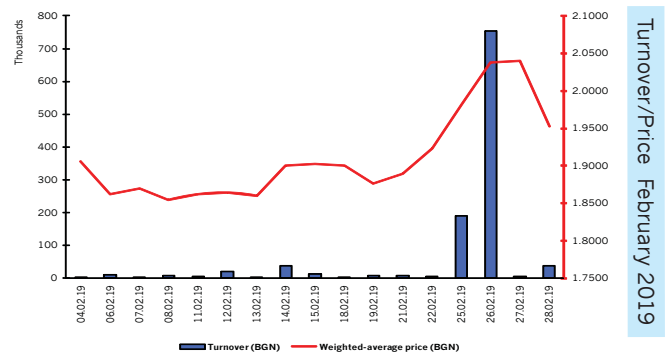


## Central Cooperative Bank

BSE code of the issue	4CF
Volume of the issue (common shares)	113,154,291
Nominal value (BGN per share)	1.00
Gross dividend 2017 (BGN per share)	0.00
Trading on regulated market as from the beginning of the year	
Volume in lots	752,339
Value in BGN	1,105,081.13
Trades	741

## Chimimport

BSE code of the issue	6C4
Volume of the issue (common shares)	239,646,267
Nominal value (BGN per share)	1.00
Gross dividend 2017 (BGN per share)	0.0630
Trading on regulated market as from the beginning of the year	
Volume in lots	865,609
Value in BGN	1,676,180.55
Trades	569

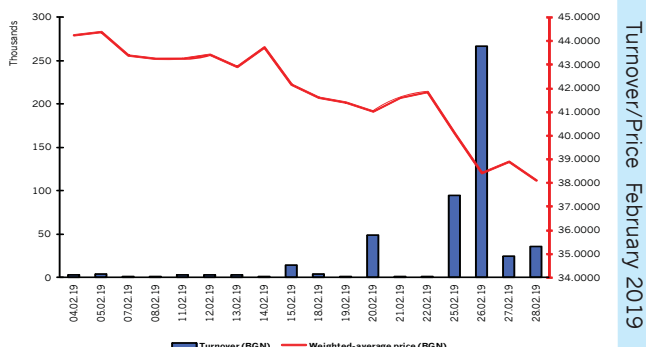


# Top 5 Stocks by Trades

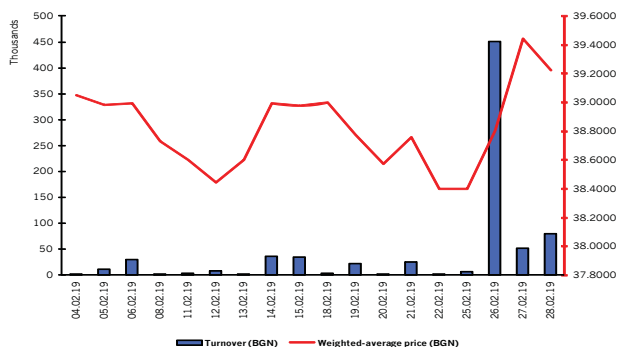
February 2019

## Albena

BSE code of the issue	6AB
Volume of the issue (common shares)	4,273,126
Nominal value (BGN per share)	1.00
Gross dividend 2017 (BGN per share)	0.7000
Trading on regulated market as from the beginning of the year	
Volume in lots	19,801
Value in BGN	813,675.60
Trades	326



## Turnover/Price February 2019



## Holding Varna

BSE code of the issue	5V2
Volume of the issue (common shares)	5,235,900
Nominal value (BGN per share)	1.00
Gross dividend 2017 (BGN per share)	0.00
Trading on regulated market as from the beginning of the year	
Volume in lots	23,753
Value in BGN	927,383.80
Trades	359