

February  
2018

# MONTHLY BULLETIN



БФБ

BULGARIAN STOCK EXCHANGE  
1000 Sofia, 6 Tri ushi St.  
Tel: (+359 2) 937 09 45; Fax: (+359 2) 937 09 46  
<http://www.bse-sofia.bg>; e-mail: [bse@bse-sofia.bg](mailto:bse@bse-sofia.bg)

# General Statistics

February  
2018

Capitalization of BSE Main Market		Change	
As of 28 February 2018			
Market Segment	Capitalization	January * 2018	February * 2017
Premium Equities Segment	2,401,034,654.54	-6.12%	29.37%
Standard Equities Segment	6,342,583,755.01	-2.56%	2.85%
Special Purpose Vehicles Segment	704,410,383.18	-0.75%	16.53%
<b>Total Capitalization of BSE Main Market</b>	<b>9,448,028,792.73</b>	<b>-3.36%</b>	<b>9.51%</b>

\* as of the end of the period

Issues admitted to trading on BSE Main Market			
Market Segment	Number of new issues	Number of delisted issues	Number of listed issues as of the end of the month
Premium Equities Segment	0	0	6
Standard Equities Segment	0	0	79
Special Purpose Vehicles Segment	0	0	14
Bonds Segment	1	0	55
Compensatory Instruments Segment	0	0	3
Exchange Traded Products Segment	4	0	10
Subscription Rights Segment	1	1	1
Initial Public Offering Segment	0	0	0
Government Securities Segment	0	0	20
<b>TOTAL :</b>	<b>6</b>	<b>1</b>	<b>188</b>

\* as of the end of the period

## BSE Indices

### SOFIX

Value *	686.43
Monthly change	-3.69%
Annual change	12.32%
P/E **	12.65
P/B **	1.14

### BGBX 40

Value *	133.30
Monthly change	-3.57%
Annual change	10.57%
P/E **	14.99
P/B **	1.29

### BG TR30

Value *	557.97
Monthly change	-2.38%
Annual change	14.79%
P/E **	41.97
P/B **	1.53

### BG REIT

Value *	116.52
Monthly change	0.96%
Annual change	8.06%
P/E **	20.44
P/B **	1.10

\* Values as of 28 February 2018

\*\* P (prices) are weighted-average

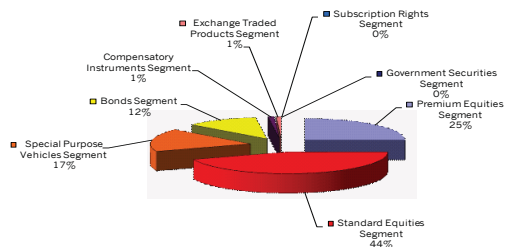
\*\* Financial reports data (ttm)

## Monthly Trading by BSE Main Market Segments

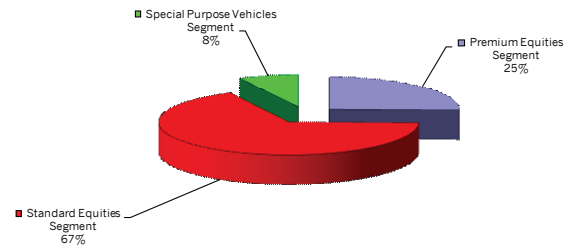
Market Segment	February 2018			Change in turnover (%)	
	Trades	Turnover (BGN)	Volume (lots)	January 2018	February 2017
Premium Equities Segment	2,395	7,847,643	2,998,798	-42.71%	8.13%
Standard Equities Segment	2,297	13,810,776	5,071,326	24.34%	55.76%
Special Purpose Vehicles Segment	746	5,354,142	5,001,592	357.59%	-33.99%
Bonds Segment	24	3,666,032	3,291	-20.52%	891.29%
Compensatory Instruments Segment	141	320,835	539,506	-48.66%	-15.19%
Exchange Traded Products Segment	137	248,197	174,173	-64.27%	-43.60%
Subscription Rights Segment	4	2,312	812,211	-97.08%	n/a
Initial Public Offering Segment	0	0	0	n/a	n/a
Government Securities Segment	0	0	0	-100.00%	n/a
Privatisation Segment	0	0	0	n/a	n/a
<b>TOTAL:</b>	<b>5,744</b>	<b>31,249,937</b>	<b>14,600,897</b>	<b>-8.10%</b>	<b>22.92%</b>
OTC trades ***	0	0	0	-100.00%	-100.00%

\*\*\* Effective as from 03 January 2018, no OTC trades shall be announced through the trading system of BSE-Sofia

### Turnover by Segments of BSE Main Market



### Capitalization by Segments of BSE Main Market



### New issues have been admitted to trading on the BSE Main Market in February

Issue	Issuer	First Trading Day	Trading Currency	Amount of the issue in the respective currency	Market Segment
5MBA	Monbat AD-Sofia	13.02.2018	EUR	28,015,000	Bonds Segment
HUBE	Expat Hungary BUX UCITS ETF	13.02.2018	EUR	60,000	Exchange Traded Products Segment
SLQX	Expat Slovenia SBI TOP UCITS ETF	13.02.2018	EUR	60,000	Exchange Traded Products Segment
ECDC	Expat Croatia CROBEX UCITS ETF	13.02.2018	EUR	60,000	Exchange Traded Products Segment
SK9A	Expat Slovakia SAX UCITS ETF	13.02.2018	EUR	60,000	Exchange Traded Products Segment

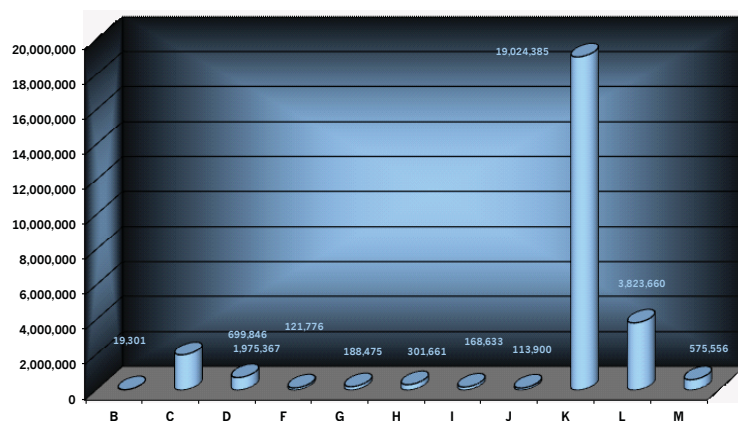
### Daily-Average Trading by BSE Main Market Segments

Market Segment	February 2018			Change in turnover (%)	
	Trades	Turnover (BGN)	Volume (lots)	January 2018	February 2017
Premium Equities Segment	120	392,382	149,940	-36.98%	8.13%
Standard Equities Segment	115	690,539	253,566	36.78%	55.76%
Special Purpose Vehicles Segment	37	267,707	250,080	403.35%	-33.99%
Bonds Segment	1	183,302	165	-12.57%	891.29%
Compensatory Instruments Segment	7	16,042	26,975	-43.53%	-15.19%
Exchange Traded Products Segment	7	12,410	8,709	-60.69%	-43.60%
Subscription Rights Segment	0	116	40,611	-96.79%	n/a
Initial Public Offering Segment	0	0	0	n/a	n/a
Government Securities Segment	0	0	0	-100.00%	n/a
Privatisation Segment	0	0	0	n/a	n/a
<b>TOTAL:</b>	<b>287</b>	<b>1,562,497</b>	<b>730,045</b>	<b>1.09%</b>	<b>22.92%</b>
OTC trades ***	0	0	0	-100.00%	-100.00%

\*\*\* Effective as from 03 January 2018, no OTC trades shall be announced through the trading system of BSE-Sofia

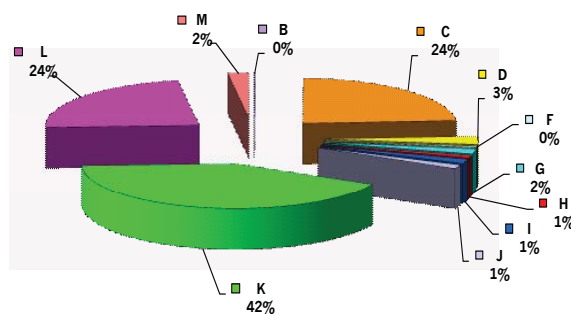
Trading by Industries (according to NACE.BG-2008)		Trades	Volume (lots)	Turnover (BGN)
B	Mining and quarrying	17	2,635	19,301.00
C	Manufacturing	1,071	379,928	1,975,367.38
D	Electricity,gas,steam and air conditioning supply	150	2,165	699,846.00
F	Construction	103	27,105	121,775.50
G	Wholesale and retail trade; repair of motor vehicles and motorcycles	175	190,327	188,475.21
H	Transportation and storage	45	205,711	301,661.42
I	Accommodation and food service activities	102	8,562	168,632.82
J	Information and communication	2	8,500	113,900.00
K	Financial and insurance activities	3,471	10,826,376	19,024,385.48
L	Real estate activities	69	958,965	3,823,660.22
M	Professional, scientific and technical activities	233	461,442	575,555.71

### Share of industries in the total turnover (BGN) on the BSE Main Market in February



- B Mining and quarrying
- C Manufacturing
- D Electricity,gas,steam and air conditioning supply
- F Construction
- G Wholesale and retail trade; repair of motor vehicles and motorcycles
- H Transportation and storage
- I Accommodation and food service activities
- J Information and communication
- K Financial and insurance activities
- L Real estate activities
- M Professional, scientific and technical activities

### Share of industries in the total turnover (BGN) on the BSE Main Market in the last 365 days



- B Mining and quarrying
- C Manufacturing
- D Electricity,gas,steam and air conditioning supply
- F Construction
- G Wholesale and retail trade; repair of motor vehicles and motorcycles
- H Transportation and storage
- I Accommodation and food service activities
- J Information and communication
- K Financial and insurance activities
- L Real estate activities
- M Professional, scientific and technical activities

### TOP 5

### Liquidity Ranking

Issuer	Trades	Volume (lots)	Turnover (BGN)
Chimimport AD-Sofia	1,179	2,070,930	5,056,492.35
CB Central Cooperative Bank AD-Sofia	405	625,393	1,254,579.01
Sopharma AD-Sofia	363	202,118	837,837.20
Bulgarian Real Estate Fund REIT-Sofia	276	252,337	491,244.75
Elana Agrocredit AD-Sofia	263	1,001,162	1,342,286.69

### TOP 5

### Members

Trades		Turnover (BGN)	
Inv. Intermediary "Karoll"	3,924	Inv. Intermediary "ABV Investments" LTD	11,188,816.19
Inv. Intermediary "Elana Trading"	1,991	Inv. Intermediary "Elana Trading"	9,237,759.54
Inv. Intermediary "BenchMark Finance"	1,225	Inv. Intermediary "First Financial Brokerage House"	7,780,370.39
Inv. Intermediary "First Financial Brokerage House"	850	Inv. Intermediary "Karoll"	7,000,596.31
Inv. Intermediary "UG Market"	605	Inv. Intermediary "Euro - Finance"	6,973,462.14

### TOP 30

### Capitalization as of 28 February 2018

Issues of shares on the BSE Main Market

Issue	Issuer	Nominal (BGN)	Amount (Shares)	Closing price (BGN)	Capitalization (BGN)
5F4	CB First Investment Bank AD-Sofia	1.00	110,000,000	5.340	587,400,000.00
6C4	Chimimport AD-Sofia	1.00	239,646,267	2.340	560,772,264.78
3JR	Sopharma AD-Sofia	1.00	134,797,899	4.120	555,367,343.88
7TH	Tchaikapharma High Quality Medicines AD-Sofia	1.00	64,300,000	8.200	527,260,000.00
3CZ	CEZ Distribution Bulgaria AD-Sofia	1.00	1,928,000	250.000	482,000,000.00
5MB	Monbat AD-Sofia	1.00	39,000,000	9.750	380,250,000.00
5MH	M+S Hydraulic AD-Kazanlak	1.00	39,055,200	8.300	324,158,160.00
4EH	Eurohold Bulgaria AD-Sofia	1.00	197,525,600	1.420	280,486,352.00
SO5	Sopharma Trading AD-Sofia	1.00	32,905,009	8.350	274,756,825.15
6AB	Albena AD-Albena	1.00	4,273,126	61.000	260,660,686.00
1VX	Velgraf Asset Management AD-Sofia	1.00	68,979,758	3.660	252,465,914.28
6AM	Alcomet AD-Shumen	1.00	17,952,959	13.300	238,774,354.70
OSP	Speedy AD-Sofia	1.00	5,377,619	41.000	220,482,379.00
4CF	CB Central Cooperative Bank AD-Sofia	1.00	113,154,291	1.925	217,822,010.18
6A6	Advance Terrafund REIT-Sofia	1.00	85,110,091	2.230	189,795,502.93
5V2	Holding Varna AD-Varna	1.00	5,235,900	36.000	188,492,400.00
5BN	CB Bulgarian American Credit Bank AD-Sofia	1.00	24,691,313	7.450	183,950,281.85
57B	Bulgartabac Holding AD-Sofia	1.00	7,367,222	24.000	176,813,328.00
5SR	Stara Planina Hold AD-Sofia	1.00	21,000,000	8.000	168,000,000.00
3MZ	Svilosa AD-Svishtov	1.00	31,754,944	4.280	135,911,160.32
6S6	Sopharma Properties REIT-Sofia	1.00	20,103,965	6.650	133,691,367.25
6AG	Agro Finance REIT-Plovdiv	1.00	32,219,708	4.000	128,878,832.00
EHN	Synthetica AD-Sofia	1.00	3,000,000	42.000	126,000,000.00
3NB	Neochim AD-Dimitrovgrad	1.00	2,654,358	46.000	122,100,468.00
T57	Trace Group Hold AD-Sofia	1.00	24,200,000	5.000	121,000,000.00
GTH	Galata Investment Company AD-Varna	1.00	68,571,234	1.750	119,999,659.50
1CZ	CEZ Electro Bulgaria AD-Sofia	10.00	5,000	22,600.000	113,000,000.00
58E	Himsnab Bulgaria AD-Sofia	1.00	2,494,631	43.000	107,269,133.00
5H4	Balkan and Sea Properties REIT-Varna	1.00	6,925,156	14.700	101,799,793.20
4KX	Korodo Bulgaria AD-Strazhitsa	1.00	13,168,614	7.550	99,423,035.70

### Premium Equities Segment

Issue	Issuer	Nominal (BGN)	Amount (Shares)	Closing price (BGN)	Capitalisation (BGN)
3JR	Sopharma AD-Sofia	1.00	134,797,899	4.120	555,367,343.88
4CF	CB Central Cooperative Bank AD-Sofia	1.00	113,154,291	1.925	217,822,010.18
4KX	Korado Bulgaria AD-Strazhitsa	1.00	13,168,614	7.550	99,423,035.70
5F4	CB First Investment Bank AD-Sofia	1.00	110,000,000	5.340	587,400,000.00
5MB	Monbat AD-Sofia	1.00	39,000,000	9.750	380,250,000.00
6C4	Chimimport AD-Sofia	1.00	239,646,267	2.340	560,772,264.78

### Standard Equities Segment

Issue	Issuer	Nominal (BGN)	Amount (Shares)	Closing price (BGN)	Capitalisation (BGN)
6A8	Advance Equity Holding AD-Sofia	1.00	35,945,592	0.376	13,515,542.59
A72	Agria Group Holding AD-Varna	1.00	6,800,000	12.300	83,640,000.00
6AB	Albena AD-Albena	1.00	4,273,126	61.000	260,660,686.00
6AM	Alcomet AD-Shumen	1.00	17,952,959	13.300	238,774,354.70
A4L	Allterco AD-Sofia	1.00	15,000,000	2.200	33,000,000.00
6AR	Aroma AD-Sofia	1.00	15,491,829	1.990	30,828,739.71
6AN	Asenova Krepost AD-Asenovgrad	3.00	2,546,011	11.000	28,006,121.00
A00	BG Agro AD-Varna	1.00	40,357,440	2.240	90,400,665.60
5BP	Billboard AD-Sofia	1.00	15,000,000	0.450	6,750,000.00
40E	Bioiasis AD-Sofia	1.00	1,200,000	16.080	19,296,000.00
BPT	Bulgarian Private Equity Fund AD-Sofia	1.00	3,325,006	1.200	3,990,007.20
5BR	Bulgarian River Shipping AD-Ruse	1.00	35,708,674	0.640	22,853,551.36
BSO	Bulgarian Stock Exchange-Sofia	1.00	6,582,860	5.850	38,509,731.00
57B	Bulgartabac Holding AD-Sofia	1.00	7,367,222	24.000	176,813,328.00
5BN	CB Bulgarian American Credit Bank AD-Sofia	1.00	24,691,313	7.450	183,950,281.85
5CP	CB Texim Bank AD-Sofia	1.00	27,995,036	2.800	78,386,100.80
C81	CBA Asset Management AD-Veliko Tarnovo	1.00	2,020,000	0.017	34,340.00
3CZ	CEZ Distribution Bulgaria AD-Sofia	1.00	1,928,000	250.000	482,000,000.00
1CZ	CEZ Electro Bulgaria AD-Sofia	10.00	5,000	22,600.000	113,000,000.00
CODA	Concord Fund-7 South-East Europe	10.00	967,000	11.200	10,830,400.00
6EG	Dietsmann Energoremont Holding AD-Sofia	1.00	19,213,700	4.240	81,466,088.00
5DOV	Doverie United Holding PLC-Sofia	1.00	18,736,099	1.890	35,411,227.11
0EA	Elana Agrocredit AD-Sofia	1.00	18,902,402	1.280	24,195,074.56
52E	Elhim Iskra AD-Pazardzhik	1.00	25,108,410	1.220	30,632,260.20
57E	EMKA AD-Sevlievo	1.00	21,505,776	3.200	68,818,483.20
5EO	Etropal AD-Etropole	1.00	5,000,000	4.800	24,000,000.00
4EH	Eurohold Bulgaria AD-Sofia	1.00	197,525,600	1.420	280,486,352.00
6A9	Favorit Hold AD-Sofia	1.00	2,356,923	2.000	4,713,846.00
4F6	Fazerles AD-Silistra	1.00	515,000	30.000	15,450,000.00
4F8	Formoplast AD-Kardzhali	1.00	3,798,905	5.300	20,134,196.50
5FC	Futures Capital AD-Sofia	1.00	420,500	24.000	10,092,000.00
GTH	Galata Investment Company AD-Varna	1.00	68,571,234	1.750	119,999,659.50
58E	Himsnab Bulgaria AD-Sofia	1.00	2,494,631	43.000	107,269,133.00
6N3	Holding Nov Vek AD-Sofia	1.00	4,110,469	14.500	59,601,800.50
5V2	Holding Varna AD-Varna	1.00	5,235,900	36.000	188,492,400.00
4HE	Hydraulic Elements and Systems AD-Yambol	1.00	18,193,752	5.200	94,607,510.40
4HI	Hydroizomat AD-Sofia	1.00	2,989,440	1.260	3,766,694.40
4I8	Industrial Capital Holding AD-Sofia	1.00	15,551,960	3.220	50,077,311.20
4ID	Industrial Holding Bulgaria PLC-Sofia	1.00	77,400,643	1.020	78,948,655.86
4IN	Investor.BG AD-Sofia	1.00	4,782,362	13.400	64,083,650.80
4KU	Kauchuk AD-Sofia	1.00	942,091	27.000	25,436,457.00
4L4	Lavena AD-Shumen	1.00	319,981	109.000	34,877,929.00

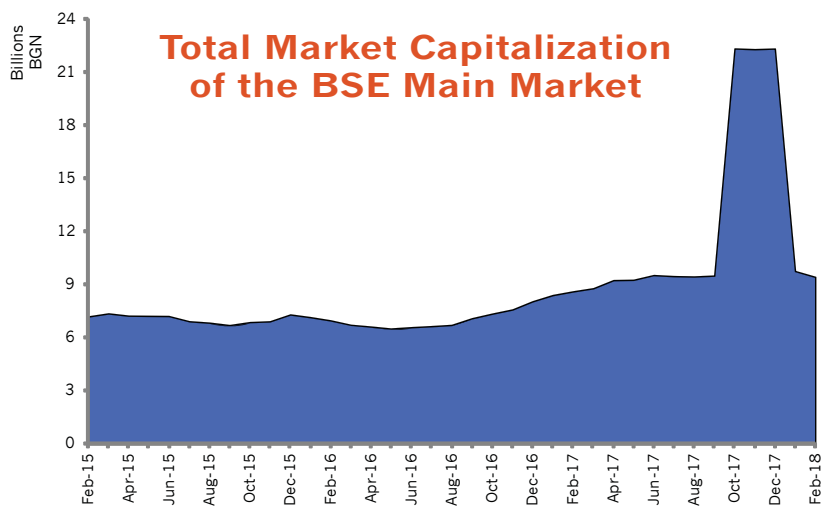
# Capitalisation by Issues

February  
2018

Issue	Issuer	Nominal (BGN)	Amount (Shares)	Closing price (BGN)	Capitalisation (BGN)
6L1	Lomsko Pivo AD-Lom	1.00	4,500,000	0.590	2,655,000.00
5MR	Momina Krepost AD-Veliko Tarnovo	1.00	1,691,184	3.000	5,073,552.00
5MH	M+S Hydraulic AD-Kazanlak	1.00	39,055,200	8.300	324,158,160.00
178B	Neo London Capital PLC-Sofia	100.00	99,950	106.000	10,594,700.00
3NB	Neochim AD-Dimitrovgrad	1.00	2,654,358	46.000	122,100,468.00
5ODE	Odessos Shiprepair Yard AD-Varna	1.00	586,642	89.000	52,211,138.00
401	Oil and Gas Exploration and Production AD-Sofia	1.00	12,228,062	7.450	91,099,061.90
5PET	Petrol AD-Sofia	1.00	109,249,612	0.439	47,960,579.67
OPH	Phoenix Capital Holding AD-Sofia	100.00	1,000	100.000	100,000.00
RBL	Real Bulland JSC-Sofia	1.00	2,500,000	1.000	2,500,000.00
RGL	Regala Invest AD-Varna	1.00	18,428,734	2.600	47,914,708.40
6S4	Severcoop Gamza Holding AD-Sofia	2.00	2,673,899	3.340	8,930,822.66
6S5	Sila Holding AD-Stara Zagora	1.00	36,852,997	2.100	77,391,293.70
SKK	Sirma Group Holding JSC-Sofia	1.00	59,360,518	1.040	61,734,938.72
3JL	Slanchev Bryag AD-Slanchev Bryag	1.00	1,957,808	4.500	8,810,136.00
6SOA	Sofia Commerce-Pawn Brokerage AD-Sofia	1.00	2,400,000	3.600	8,640,000.00
6SOP	Sofia Commerce-Pawn Brokerage AD-Sofia	1.00	201,154	4.740	953,469.96
OS8	Solarpro Holding AD-Sofia	1.00	46,763,461	0.760	35,540,230.36
SO5	Sopharma Trading AD-Sofia	1.00	32,905,009	8.350	274,756,825.15
SL9	Sparky Eltos AD-Lovech	1.00	39,985,608	0.228	9,116,718.62
OSP	Speedy AD-Sofia	1.00	5,377,619	41.000	220,482,379.00
3NJ	SS Konstantine And Elena Holding AD-Varna	1.00	2,309,561	19.000	43,881,659.00
5SR	Stara Planina Hold AD-Sofia	1.00	21,000,000	8.000	168,000,000.00
3MZ	Svilosa AD-Svishtov	1.00	31,754,944	4.280	135,911,160.32
6S7	Synergon Holding AD-Sofia	1.00	18,358,849	1.230	22,581,384.27
EHN	Synthetica AD-Sofia	1.00	3,000,000	42.000	126,000,000.00
7TH	Tchaikapharma High Quality Medicines AD-Sofia	1.00	64,300,000	8.200	527,260,000.00
T24	TK-Hold PLC-Sofia	1.00	8,539,384	1.500	12,809,076.00
5T6	Todoroff AD-Sofia	1.00	3,400,000	0.250	850,000.00
3TV	Toplivo AD-Sofia	1.00	5,416,829	3.900	21,125,633.10
T57	Trace Group Hold AD-Sofia	1.00	24,200,000	5.000	121,000,000.00
59X	Unipharm AD-Sofia	1.00	6,000,000	4.260	25,560,000.00
4V5	Varna-Plod AD-Varna	1.00	52,709	398.000	20,978,182.00
1VX	Velgraf Asset Management AD-Sofia	1.00	68,979,758	3.660	252,465,914.28
4PX	Yuri Gagarin PLC-Plovdiv	1.00	1,003,904	34.800	34,935,859.20
T43	Zarneni Hrani Bulgaria AD-Sofia	1.00	195,660,287	0.362	70,829,023.89
3ZL	Zlatni Pyasatsi AD-Varna	1.00	6,493,577	2.880	18,701,501.76

### Special Purpose Vehicles Segment

Issue	Issuer	Nominal (BGN)	Amount (Shares)	Closing price (BGN)	Capitalisation (BGN)
28R	Arco Real Estate Fund REIT-Sofia	1.00	650,000	1.000	650,000.00
4IC	Intercapital Property Development REIT-Sofia	1.00	6,011,476	0.128	769,468.93
4PY	Prime Property BG REIT-Sofia	1.00	35,706,593	0.610	21,781,021.73
5AX	Aktiv Properties REIT-Plovdiv	9.00	2,192,011	5.000	10,960,055.00
5BD	Bulland Investments REIT-Sofia	1.00	15,008,125	1.100	16,508,937.50
5BU	Bulgarian Real Estate Fund REIT-Sofia	3.00	20,150,000	1.980	39,897,000.00
5H4	Balkan and Sea Properties REIT-Varna	1.00	6,925,156	14.700	101,799,793.20
6A6	Advance Terrafund REIT-Sofia	1.00	85,110,091	2.230	189,795,502.93
6A7	Agroenergy Invest REIT-Sofia	1.00	27,961,916	1.047	29,276,126.05
6AG	Agro Finance REIT-Plovdiv	1.00	32,219,708	4.000	128,878,832.00
6BMA	Fund Estates REIT-Sofia	1.00	23,394,706	0.032	748,630.59
6F3	FairPlay Properties REIT-Sofia	1.00	33,145,400	0.755	25,024,777.00
6S6	Sopharma Properties REIT-Sofia	1.00	20,103,965	6.650	133,691,367.25
E7P	Expat Beta REIT-Sofia	1.00	5,143,190	0.900	4,628,871.00





# Trade by Issues

February  
2018

## Premium Equities Segment

Issue	Issuer	Trades	Volume (lots)	Turnover (BGN)	Trading currency	Weighted & Corrected Values			Closing price	As from
						Average price	Min. price	Max. price		
3JR	Sopharma AD-Sofia	363	202,118	837,837.20	BGN	4.145	4.100	4.230	4.120	28-02-2018
4CF	CB Central Cooperative Bank AD-Sofia	405	625,393	1,254,579.01	BGN	2.006	1.905	2.110	1.925	27-02-2018
4KX	Korado Bulgaria AD-Strazhitsa	113	27,600	214,943.65	BGN	7.788	7.428	8.025	7.550	28-02-2018
5F4	CB First Investment Bank AD-Sofia	177	55,065	306,301.72	BGN	5.563	5.323	5.829	5.340	28-02-2018
5MB	Monbat AD-Sofia	158	17,692	177,488.90	BGN	10.032	9.510	10.600	9.750	28-02-2018
6C4	Chimimport AD-Sofia	1,179	2,070,930	5,056,492.35	BGN	2.442	2.305	2.553	2.340	28-02-2018

## Standard Equities Segment

Issue	Issuer	Trades	Volume (lots)	Turnover (BGN)	Trading currency	Weighted & Corrected Values			Closing price	As from
						Average price	Min. price	Max. price		
0EA	Elana Agrocredit AD-Sofia	263	1,001,162	1,342,286.69	BGN	1.247	1.206	1.279	1.280	28-02-2018
0SP	Speedy AD-Sofia	33	4,204	171,699.80	BGN	40.842	39.381	42.059	41.000	27-02-2018
178B	Neo London Capital PLC-Sofia	1	2	212.00	BGN	106.000	106.000	106.000	106.000	26-02-2018
1CZ	CEZ Electro Bulgaria AD-Sofia	4	5	123,400.00	BGN	24,680.000	22,600.000	26,400.000	22,600.000	27-02-2018
1VX	Velgraf Asset Management AD-Sofia	4	421,500	1,475,434.00	BGN	3.500	3.500	3.660	3.660	27-02-2018
3CZ	CEZ Distribution Bulgaria AD-Sofia	146	2,160	576,446.00	BGN	266.873	256.710	276.688	250.000	28-02-2018
3JL	Slanchev Bryag AD-Slanchev Bryag	3	235	1,101.00	BGN	4.685	4.500	5.950	4.500	20-02-2018
3MZ	Svilosa AD-Svishtov	35	10,090	42,495.92	BGN	4.212	4.030	4.300	4.280	28-02-2018
3NB	Neochim AD-Dimitrovgrad	105	2,496	117,360.40	BGN	47.019	45.795	51.874	46.000	28-02-2018
3NJ	SS Konstantine And Elena Holding AD-Varna	15	44,230	854,717.40	BGN	19.324	18.000	19.400	19.000	21-02-2018
3TV	Toplivo AD-Sofia	15	3,700	14,762.00	BGN	3.990	3.880	4.089	3.900	28-02-2018
3ZL	Zlatni Pyasatsi AD-Varna	7	6,111	18,309.82	BGN	2.996	2.883	3.620	2.880	26-02-2018
4EH	Eurohold Bulgaria AD-Sofia	82	629,404	924,839.89	BGN	1.469	1.404	1.475	1.420	27-02-2018
4F6	Fazerles AD-Silistra	7	135	4,149.00	BGN	30.733	30.000	33.000	30.000	26-02-2018
4HE	Hydraulic Elements and Systems AD-Yambol	70	31,591	165,350.10	BGN	5.234	5.172	5.350	5.200	28-02-2018
4HI	Hydroizomat AD-Sofia	4	2,700	3,270.00	BGN	1.211	1.200	1.260	1.260	26-02-2018
4I8	Industrial Capital Holding AD-Sofia	15	3,030	9,909.20	BGN	3.270	3.220	3.340	3.220	27-02-2018
4ID	Industrial Holding Bulgaria PLC-Sofia	96	211,993	218,665.67	BGN	1.031	1.010	1.050	1.020	28-02-2018
4IN	Investor.BG AD-Sofia	2	8,500	113,900.00	BGN	13.400	13.400	13.400	13.400	15-02-2018
4KU	Kauchuk AD-Sofia	1	5	135.00	BGN	27.000	27.000	27.000	27.000	06-02-2018
4L4	Lavena AD-Shumen	5	89	9,622.00	BGN	108.112	108.000	109.000	109.000	05-02-2018
4O1	Oil and Gas Exploration and Production AD-Sofia	17	2,635	19,301.00	BGN	7.325	7.272	7.450	7.450	27-02-2018
4PX	Yuri Gagarin PLC-Plovdiv	12	336	11,840.20	BGN	35.239	34.800	35.662	34.800	27-02-2018
4V5	Varna-Plod AD-Varna	2	1,379	548,842.00	BGN	398.000	398.000	398.000	398.000	13-02-2018
52E	Elhim Iskra AD-Pazardzhik	6	3,800	4,748.50	BGN	1.250	1.220	1.256	1.220	28-02-2018
57B	Bulgartabac Holding AD-Sofia	40	1,946	47,932.20	BGN	24.631	23.000	27.344	24.000	28-02-2018
57E	EMKA AD-Sevlievo	24	8,440	26,647.50	BGN	3.157	3.097	3.300	3.200	27-02-2018
58E	Himsnab Bulgaria AD-Sofia	1	20	860.00	BGN	43.000	43.000	43.000	43.000	01-02-2018
5BN	CB Bulgarian American Credit Bank AD-Sofia	10	3,327	23,297.55	BGN	7.003	6.900	7.450	7.450	28-02-2018
5BP	Billboard AD-Sofia	12	16,626	7,326.99	BGN	0.441	0.438	0.450	0.450	26-02-2018
5BR	Bulgarian River Shipping AD-Ruse	12	201,507	129,961.62	BGN	0.645	0.620	0.660	0.640	26-02-2018
5CP	CB Texim Bank AD-Sofia	2	189	511.40	BGN	2.706	2.600	2.800	2.800	22-02-2018
5DOV	Doverie United Holding PLC-Sofia	127	68,270	135,723.95	BGN	1.988	1.872	2.095	1.890	28-02-2018
5EO	Etropal AD-Etropole	7	323	1,551.60	BGN	4.804	4.800	4.808	4.800	20-02-2018
5MH	M+S Hydraulic AD-Kazanlak	40	11,773	95,433.20	BGN	8.106	7.800	8.297	8.300	27-02-2018
5ODE	Odessos Shiprepair Yard AD-Varna	17	595	50,753.00	BGN	85.299	81.326	92.083	89.000	22-02-2018
5SR	Stara Planina Hold AD-Sofia	84	17,609	139,560.90	BGN	7.926	7.712	8.043	8.000	28-02-2018
5T6	Todoroff AD-Sofia	5	8,580	2,216.60	BGN	0.258	0.250	0.270	0.250	06-02-2018
5V2	Holding Varna AD-Varna	63	52,697	1,873,485.00	BGN	35.552	34.200	36.000	36.000	28-02-2018
6AB	Advance Equity Holding AD-Sofia	8	111,420	38,881.19	BGN	0.349	0.316	0.350	0.376	28-02-2018
6AB	Albena AD-Albena	95	2,451	150,323.00	BGN	61.331	59.500	63.000	61.000	27-02-2018

# Trade by Issues

February  
2018

Issue	Issuer	Trades	Volume (lots)	Turnover (BGN)	Trading currency	Weighted & Corrected Values			Closing price	As from
						Average	Min.	Max.		
6AM	Alcomet AD-Shumen	33	12,246	170,653.00	BGN	13.935	13.367	15.100	13.300	28-02-2018
6AN	Asenova Krepost AD-Asenovgrad	1	50	550.00	BGN	11.000	11.000	11.000	11.000	20-02-2018
6AR	Aroma AD-Sofia	11	1,363	2,426.97	BGN	1.781	1.640	1.990	1.990	28-02-2018
6EG	Dietsmann Energoremont Holding AD-Sofia	9	1,030	4,504.20	BGN	4.373	4.246	4.460	4.240	28-02-2018
6L1	Lomsko Pivo AD-Lom	15	5,385	3,119.40	BGN	0.579	0.533	0.591	0.590	27-02-2018
6N3	Holding Nov Vek AD-Sofia	3	13,429	194,710.50	BGN	14.499	14.100	14.500	14.500	13-02-2018
6S4	Severcoop Gamza Holding AD-Sofia	24	5,524	17,454.54	BGN	3.160	2.720	3.329	3.340	27-02-2018
6S5	Sila Holding AD-Stara Zagora	8	734,555	1,542,565.50	BGN	2.100	2.100	2.100	2.100	23-02-2018
6S7	Synergon Holding AD-Sofia	52	113,688	143,262.01	BGN	1.260	1.202	1.320	1.230	28-02-2018
6SOA	Sofia Commerce-Pawn Brokerage AD-Sofia	9	2,755	9,628.50	BGN	3.495	3.440	3.600	3.600	28-02-2018
6SOP	Sofia Commerce-Pawn Brokerage AD-Sofia	6	886	4,188.44	BGN	4.727	4.658	4.740	4.740	28-02-2018
7TH	Tchaikapharma High Quality Medicines AD-Sofia	12	2,156	17,603.65	BGN	8.165	8.000	8.250	8.200	28-02-2018
A4L	Allterco AD-Sofia	28	24,168	50,093.54	BGN	2.073	2.000	2.188	2.200	27-02-2018
A72	Agria Group Holding AD-Varna	50	8,742	101,602.10	BGN	11.622	11.196	12.600	12.300	28-02-2018
A00	BG Agro AD-Varna	3	800	1,764.00	BGN	2.205	2.100	2.240	2.240	27-02-2018
BPT	Bulgarian Private Equity Fund AD-Sofia	1	15,000	18,000.00	BGN	1.200	1.200	1.200	1.200	07-02-2018
BSO	Bulgarian Stock Exchange-Sofia	73	63,140	363,026.90	BGN	5.750	5.578	6.001	5.850	27-02-2018
C81	CBA Asset Management AD-Veliko Tarnovo	3	252	3.99	BGN	0.016	0.015	0.017	0.017	23-02-2018
CODA	Concord Fund-7 South-East Europe	1	50	560.00	BGN	11.200	11.200	11.200	11.200	14-02-2018
GTH	Galata Investment Company AD-Varna	7	414,030	724,552.50	BGN	1.750	1.750	1.750	1.750	26-02-2018
RGL	Regala Invest AD-Varna	1	67,479	175,445.40	BGN	2.600	2.600	2.600	2.600	12-02-2018
SKK	Sirma Group Holding JSC-Sofia	171	451,418	469,445.42	BGN	1.040	1.025	1.050	1.040	28-02-2018
SL9	Sparky Eltos AD-Lovech	14	24,583	5,678.32	BGN	0.231	0.226	0.274	0.228	20-02-2018
S05	Sopharma Trading AD-Sofia	68	13,246	107,795.40	BGN	8.138	7.977	8.260	8.350	27-02-2018
T24	TK-Hold PLC-Sofia	6	300	455.50	BGN	1.518	1.500	1.540	1.500	27-02-2018
T43	Zarneni Hrani Bulgaria AD-Sofia	92	173,381	65,917.81	BGN	0.380	0.361	0.395	0.362	28-02-2018
T57	Trace Group Hold AD-Sofia	99	24,405	118,505.50	BGN	4.856	4.637	4.995	5.000	28-02-2018

### Special Purpose Vehicles Segment

Issue	Issuer	Trades	Volume (lots)	Turnover (BGN)	Trading currency	Weighted & Corrected Values			Closing price	As from
						Average price	Min. price	Max. price		
28R	Arco Real Estate Fund REIT-Sofia	2	650,000	651,700.00	BGN	1.003	1.003	1.003	1.000	23-02-2018
4IC	Intercapital Property Development REIT-Sofia	2	5,000	640.00	BGN	0.128	0.128	0.128	0.128	27-02-2018
4PY	Prime Property BG REIT-Sofia	2	80	51.80	BGN	0.648	0.610	0.670	0.610	09-02-2018
5AX	Aktiv Properties REIT-Plovdiv	11	3,300	17,355.00	BGN	5.259	5.000	5.400	5.000	28-02-2018
5BD	Bulland Investments REIT-Sofia	26	684,888	748,527.05	BGN	1.093	0.870	1.097	1.100	28-02-2018
5BU	Bulgarian Real Estate Fund REIT-Sofia	276	252,337	491,244.75	BGN	1.947	1.848	2.051	1.980	28-02-2018
5H4	Balkan and Sea Properties REIT-Varna	3	41,428	608,991.60	BGN	14.700	14.700	14.700	14.700	21-02-2018
6A6	Advance Terrafund REIT-Sofia	259	362,140	801,743.00	BGN	2.214	2.196	2.242	2.230	28-02-2018
6BMA	Fund Estates REIT-Sofia	8	16,400	549.00	BGN	0.033	0.032	0.048	0.032	28-02-2018
6F3	FairPlay Properties REIT-Sofia	91	2,937,372	1,910,724.59	BGN	0.651	0.607	0.755	0.755	28-02-2018
6S6	Sopharma Properties REIT-Sofia	59	14,097	92,549.55	BGN	6.565	6.474	6.716	6.650	27-02-2018
E7P	Expat Beta REIT-Sofia	7	34,550	30,065.20	BGN	0.870	0.800	0.900	0.900	27-02-2018

### Bonds Segment

Issue	Issuer	Trades	Volume (lots)	Turnover (BGN)	Trading currency	Clean Prices (% of nominal)			As from	
						Average price	Min. price	Max. price		
ODC1	Delta Credit SPV-Sofia	1	50	50,404.10	BGN	100.000	100.000	100.000	100.000	07-02-2018
0EA2	Elana Agrocredit AD-Sofia	14	300	595,263.18	EUR	100.250	100.250	100.250	100.250	27-02-2018
2SLB	Specialized Logistic Systems AD-Sofia	1	200	202,819.20	BGN	100.000	100.000	100.000	100.000	14-02-2018
4CFB	CB Central Cooperative Bank AD-Sofia	1	6	12,074.08	EUR	102.150	102.150	102.150	102.150	21-02-2018
4IDF	Industrial Holding Bulgaria PLC-Sofia	1	50	50,924.65	BGN	100.000	100.000	100.000	100.000	20-02-2018
5MBA	Monbat AD-Sofia	1	10	19,824.88	EUR	101.100	101.100	101.100	101.100	19-02-2018
5V2C	Holding Varna AD-Varna	1	19	39,070.53	EUR	104.000	104.000	104.000	104.000	23-02-2018
8AVA	Asterion Bulgaria AD-Sofia	1	1	1,439.06	EUR	100.000	100.000	100.000	100.000	15-02-2018
9M7C	Web Finance Holding AD-Sofia	1	5	10,319.54	EUR	103.400	103.400	103.400	103.400	19-02-2018
GH0A	Greenhouse Properties AD-Sofia	1	1,650	1,669,755.45	BGN	100.000	100.000	100.000	100.000	14-02-2018
S28H	Starcorn Holding AD-Etropole	1	1,000	1,014,137.00	BGN	100.000	100.000	100.000	100.000	14-02-2018

### Compensatory Instruments Segment

Issue	Issuer	Trades	Volume (lots)	Turnover (BGN)	Trading currency	Weighted Values			Closing price	As from
						Average price	Min. price	Max. price		
BLKB	Housing compensation notes under the CONP Act	14	74,724	27,053.55	BGN	0.362	0.320	0.400	0.400	28-02-2018
BLKC	Registered compensation vouchers under the OUFL Act and RLFLFF Act	105	343,759	251,593.51	BGN	0.732	0.673	0.800	0.799	27-02-2018
BLKD	Compensation notes under the CONP Act	22	121,023	42,188.05	BGN	0.349	0.300	0.386	0.386	28-02-2018

### Exchange Traded Products Segment

Issue	Issuer	Trades	Volume (lots)	Turnover (BGN)	Trading currency	Weighted Values			Closing price	As from
						Average price	Min. price	Max. price		
6F3N	FairPlay Properties REIT-Sofia	1	10,000	10.00	BGN	0.001	0.001	0.001	0.001	28-02-2018
BGX	Expat Bulgaria SOFIX UCITS ETF	89	103,271	129,650.92	BGN	1.255	1.232	1.284	1.260	28-02-2018
CZX	Expat Czech PX UCITS ETF	3	3,300	6,381.87	EUR	0.989	0.970	1.012	0.970	13-02-2018
ECDC	Expat Croatia CROBEX UCITS ETF	6	10,150	19,700.88	EUR	0.992	0.975	0.997	0.975	27-02-2018
GRX	Expat Greece ASE UCITS ETF	4	878	1,745.75	EUR	1.017	0.995	1.028	0.995	13-02-2018
HUBE	Expat Hungary BUX UCITS ETF	6	10,150	19,321.39	EUR	0.973	0.973	0.995	0.979	27-02-2018
PLX	Expat Poland WIG20 UCITS ETF	4	2,302	4,366.53	EUR	0.970	0.962	0.987	0.987	22-02-2018
ROX	Expat Romania BET-BK UCITS ETF	11	13,722	26,859.13	EUR	1.001	0.980	1.020	1.000	23-02-2018
SK9A	Expat Slovakia SAX UCITS ETF	7	10,250	20,181.44	EUR	1.007	1.006	1.020	1.006	27-02-2018
SLQX	Expat Slovenia SBI TOP UCITS ETF	6	10,150	19,979.01	EUR	1.006	0.992	1.010	0.992	27-02-2018

### Subscription Rights Segment

Issue	Issuer	Trades	Volume (lots)	Turnover (BGN)	Trading currency	Weighted Values			Closing price	As from
						Average price	Min. price	Max. price		
6R1B	Industry Development Holding JSC-Sofia	1	662,211	662.21	BGN	0.001	0.001	0.001	0.001	21-02-2018
BPYA	Bravo Property Fund REIT-Sofia	3	150,000	1,650.00	BGN	0.011	0.011	0.011	0.011	28-02-2018

### Government Securities Segment (No trades in the reported period)

### IPO Segment (No trades in the reported period)

### Privatisation Segment (No trades in the reported period)

## Total trading statistics on a regulated market with indices components

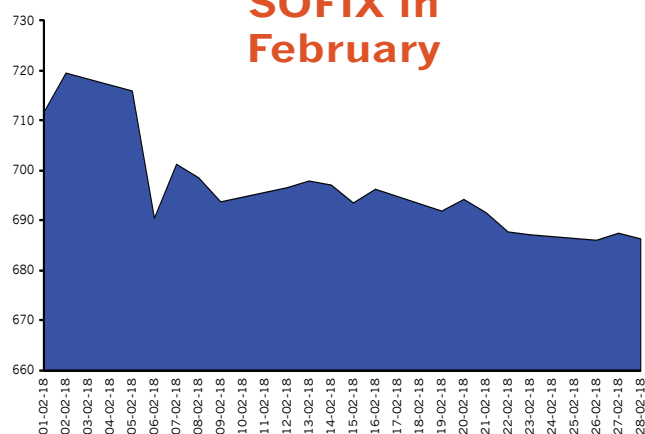
Index	Volume Traded		Value Traded		Trades	
	Total volume (lots)	% of total volume	Total turnover (BGN)	% of total turnover	All trades #	% of all trades
SOFIX	4,981,089	38.11%	11,177,039.36	41.38%	3,617	66.51%
BGBX 40	10,236,658	78.31%	19,410,694.57	71.86%	5,123	94.21%
BG REIT	1,743,075	13.33%	4,103,005.60	15.19%	574	10.56%
BG TR30	7,099,599	54.31%	18,799,752.45	69.60%	4,382	80.58%
CGIX *	1,146,687	8.77%	3,092,760.68	11.45%	1,229	22.60%

## Market capitalisation of indices components

Index	Total (BGN)	% of total capitalization
SOFIX	3,862,804,609.46	40.88%
BGBX 40	6,394,321,008.32	67.68%
BG REIT	453,212,302.78	4.80%
BG TR30	5,861,484,199.05	62.04%
CGIX *	1,522,537,740.92	16.11%

\* CGIX is an index of the National Corporate Governance Commission, which is just computed and promoted by BSE-Sofia as from September 19, 2011.

## SOFIX in February

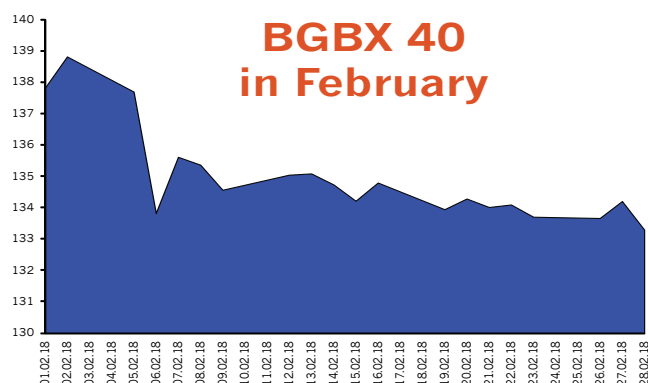


## SOFIX Components

Issuer	Min. price	Max. price	Volume (lots)	Trades	Turnover (BGN)
Advance Terrafund REIT-Sofia	2.190	2.250	362,140	259	801,743.00
Albena AD-Albena	58.000	63.000	2,451	95	150,323.00
Doverie United Holding PLC-Sofia	1.830	2.100	68,270	127	135,723.95
Eurohold Bulgaria AD-Sofia	1.400	1.475	629,404	82	924,839.89
Industrial Holding Bulgaria PLC-Sofia	1.000	1.050	211,993	96	218,665.67
Monbat AD-Sofia	9.500	10.600	17,692	158	177,488.90
M+S Hydraulic AD-Kazanlak	7.800	8.300	11,773	40	95,433.20
Neochim AD-Dimitrovgrad	45.200	52.000	2,496	105	117,360.40
Sirma Group Holding JSC-Sofia	1.015	1.050	451,418	171	469,445.42
Sopharma AD-Sofia	4.070	4.260	202,118	363	837,837.20
Stara Planina Hold AD-Sofia	7.700	8.150	17,609	84	139,560.90
CB First Investment Bank AD-Sofia	5.320	5.980	55,065	177	306,301.72
CB Central Cooperative Bank AD-Sofia	1.900	2.150	625,393	405	1,254,579.01
Bulgarian Real Estate Fund REIT-Sofia	1.820	2.100	252,337	276	491,244.75
Chimimport AD-Sofia	2.300	2.600	2,070,930	1,179	5,056,492.35

## BGBX 40 Components

Issuer	Min. price	Max. price	Volume (lots)	Trades	Turnover (BGN)
Agria Group Holding AD-Varna	10.800	12.600	8,742	50	101,602.10
Advance Terrafund REIT-Sofia	2.190	2.250	362,140	259	801,743.00
Aktiv Properties REIT-Plovdiv	5.000	5.400	3,300	11	17,355.00
Albena AD-Albena	58.000	63.000	2,451	95	150,323.00
Alcomet AD-Shumen	13.300	15.100	12,246	33	170,653.00
Allterco AD-Sofia	2.000	2.200	24,168	28	50,093.54
Billboard AD-Sofia	0.438	0.450	16,626	12	7,326.99
Bulgartabac Holding AD-Sofia	23.000	27.800	1,946	40	47,932.20
Bulland Investments REIT-Sofia	0.870	1.100	684,888	26	748,527.05
Bulgarian Stock Exchange-Sofia	5.500	6.150	63,140	73	363,026.90
Doverie United Holding PLC-Sofia	1.830	2.100	68,270	127	135,723.95
Eurohold Bulgaria AD-Sofia	1.400	1.475	629,404	82	924,839.89
Elana Agrocredit AD-Sofia	1.280	1.380	1,001,162	263	1,342,286.69
EMKA AD-Sevlievo	3.060	3.300	8,440	24	26,647.50
Zarneni Hrani Bulgaria AD-Sofia	0.360	0.396	173,381	92	65,917.81
Industrial Capital Holding AD-Sofia	3.220	3.340	3,030	15	9,909.20
Industrial Holding Bulgaria PLC-Sofia	1.000	1.050	211,993	96	218,665.67
Korado Bulgaria AD-Strazhitsa	7.250	8.100	27,600	113	214,943.65
Monbat AD-Sofia	9.500	10.600	17,692	158	177,488.90
M+S Hydraulic AD-Kazanlak	7.800	8.300	11,773	40	95,433.20
Neochim AD-Dimitrovgrad	45.200	52.000	2,496	105	117,360.40
Oil and Gas Exploration and Production AD-Sofia	7.200	7.450	2,635	17	19,301.00
Svilosa AD-Svishtov	4.000	4.340	10,090	35	42,495.92
Synergon Holding AD-Sofia	1.160	1.320	113,688	52	143,262.01
Sirma Group Holding JSC-Sofia	1.015	1.050	451,418	171	469,445.42
Sopharma AD-Sofia	4.070	4.260	202,118	363	837,837.20
Sopharma Properties REIT-Sofia	6.450	6.800	14,097	59	92,549.55
Sopharma Trading AD-Sofia	7.950	8.350	13,246	68	107,795.40
Sparky Eltos AD-Lovech	0.204	0.276	24,583	14	5,678.32
Stara Planina Hold AD-Sofia	7.700	8.150	17,609	84	139,560.90
CB First Investment Bank AD-Sofia	5.320	5.980	55,065	177	306,301.72
CB Central Cooperative Bank AD-Sofia	1.900	2.150	625,393	405	1,254,579.01
Trace Group Hold AD-Sofia	4.600	5.000	24,405	99	118,505.50
FairPlay Properties REIT-Sofia	0.605	0.825	2,937,372	91	1,910,724.59
Bulgarian Real Estate Fund REIT-Sofia	1.820	2.100	252,337	276	491,244.75
Hydraulic Elements and Systems AD-Yambol	5.100	5.350	31,591	70	165,350.10
Chimimport AD-Sofia	2.300	2.600	2,070,930	1,179	5,056,492.35
Holding Varna AD-Varna	34.200	36.600	52,697	63	1,873,485.00
CEZ Distribution Bulgaria AD-Sofia	250.000	282.000	2,160	146	576,446.00
Yuri Gagarin PLC-Plovdiv	34.000	36.000	336	12	11,840.20

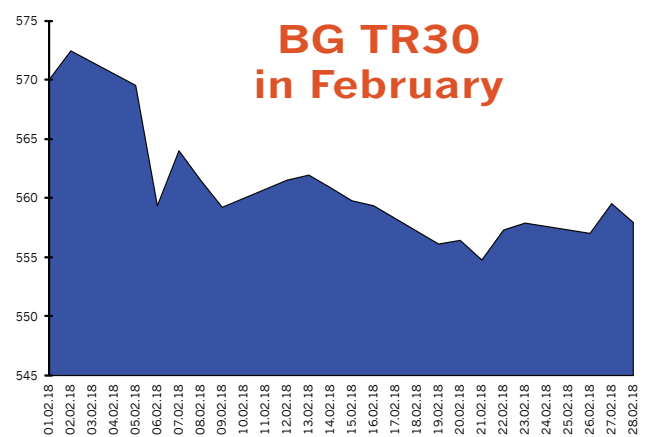
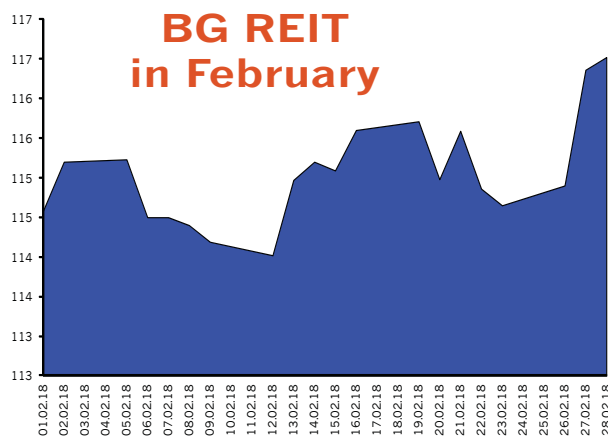


## BG REIT Components

Issuer	Min. price	Max. price	Volume (lots)	Trades	Turnover (BGN)
Advance Terrafund REIT-Sofia	2.190	2.250	362,140	259	801,743.00
Balkan and Sea Properties REIT-Varna	14.700	14.700	41,428	3	608,991.60
Bulland Investments REIT-Sofia	0.870	1.100	684,888	26	748,527.05
Roi Property Fund REIT-Sofia	3.500	4.000	180,740	4	633,640.00
Super Borovets Property Fund REIT-Varna	1.850	1.850	212,500	2	393,125.00
Bulgarian Real Estate Fund REIT-Sofia	1.820	2.100	252,337	276	491,244.75
CCB Real Estate Fund REIT-Sofia	47.000	47.600	9,042	4	425,734.20

## BG TR30 Components

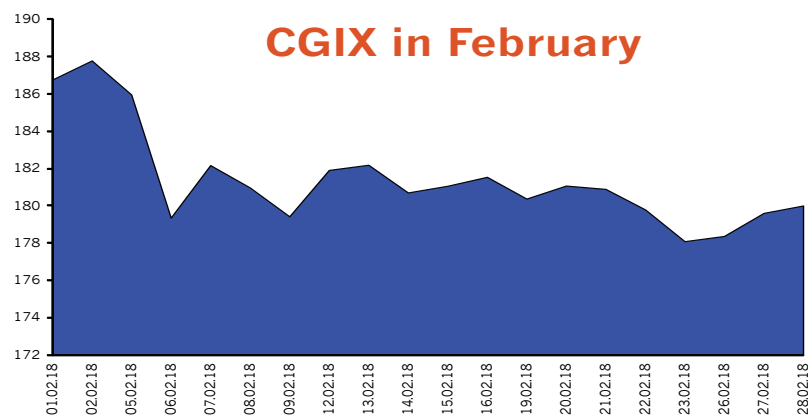
Issuer	Min. price	Max. price	Volume (lots)	Trades	Turnover (BGN)
Advance Terrafund REIT-Sofia	2.190	2.250	362,140	259	801,743.00
Albena AD-Albena	58.000	63.000	2,451	95	150,323.00
Balkan and Sea Properties REIT-Varna	14.700	14.700	41,428	3	608,991.60
Bulgarian Stock Exchange-Sofia	5.500	6.150	63,140	73	363,026.90
Velgraf Asset Management AD-Sofia	3.500	3.660	421,500	4	1,475,434.00
Doverie United Holding PLC-Sofia	1.830	2.100	68,270	127	135,723.95
Eurohold Bulgaria AD-Sofia	1.400	1.475	629,404	82	924,839.89
Elana Agrocredit AD-Sofia	1.280	1.380	1,001,162	263	1,342,286.69
Galata Investment Company AD-Varna	1.750	1.750	414,030	7	724,552.50
Industrial Capital Holding AD-Sofia	3.220	3.340	3,030	15	9,909.20
Industrial Holding Bulgaria PLC-Sofia	1.000	1.050	211,993	96	218,665.67
Odessos Shiprepair Yard AD-Varna	81.000	92.500	595	17	50,753.00
M+S Hydraulic AD-Kazanlak	7.800	8.300	11,773	40	95,433.20
Monbat AD-Sofia	9.500	10.600	17,692	158	177,488.90
Neochim AD-Dimitrovgrad	45.200	52.000	2,496	105	117,360.40
Regala Invest AD-Varna	2.600	2.600	67,479	1	175,445.40
Sirma Group Holding JSC-Sofia	1.015	1.050	451,418	171	469,445.42
Sopharma AD-Sofia	4.070	4.260	202,118	363	837,837.20
Sopharma Trading AD-Sofia	7.950	8.350	13,246	68	107,795.40
Stara Planina Hold AD-Sofia	7.700	8.150	17,609	84	139,560.90
CB First Investment Bank AD-Sofia	5.320	5.980	55,065	177	306,301.72
CB Texim Bank AD-Sofia	2.600	2.800	189	2	511.40
CB Central Cooperative Bank AD-Sofia	1.900	2.150	625,393	405	1,254,579.01
Trace Group Hold AD-Sofia	4.600	5.000	24,405	99	118,505.50
Bulgarian Real Estate Fund REIT-Sofia	1.820	2.100	252,337	276	491,244.75
Chimimport AD-Sofia	2.300	2.600	2,070,930	1,179	5,056,492.35
Hirmsnab Bulgaria AD-Sofia	43.000	43.000	20	1	860.00
Holding Varna AD-Varna	34.200	36.600	52,697	63	1,873,485.00
Holding Nov Vek AD-Sofia	14.100	14.500	13,429	3	194,710.50
CEZ Distribution Bulgaria AD-Sofia	250.000	282.000	2,160	146	576,446.00



## Corporate Governance Index CGIX

### CGIX Components

Issuer	Min. price	Max. price	Volume (lots)	Trades	Turnover (BGN)
Agria Group Holding AD-Varna	10.800	12.600	8,742	50	101,602.10
Bulgarian Stock Exchange-Sofia	5.500	6.150	63,140	73	363,026.90
Industrial Holding Bulgaria PLC-Sofia	1.000	1.050	211,993	96	218,665.67
Monbat AD-Sofia	9.500	10.600	17,692	158	177,488.90
Sopharma AD-Sofia	4.070	4.260	202,118	363	837,837.20
Stara Planina Hold AD-Sofia	7.700	8.150	17,609	84	139,560.90
CB Central Cooperative Bank AD-Sofia	1.900	2.150	625,393	405	1,254,579.01



CGIX is the index of the companies enjoying good corporate governance as selected by the National Corporate Governance Commission.

The starting date of calculation of the CGIX is September 19, 2011.

CGIX is an index of the National Corporate Governance Commission but is currently computed and promoted by BSE-Sofia.

The Rules on calculating the Corporate Governance Index (CGIX) are available in Bulgarian at [http://download.bse-sofia.bg/others/CGIX\\_Index\\_Rules\\_BG.pdf](http://download.bse-sofia.bg/others/CGIX_Index_Rules_BG.pdf)



### Premium Equities Segment\* (based on non-consolidated reports\*\*)

Issue	Issuer	P / E	P / S	P / B	P / EBIT	ROA	EBIT / Total Asts.	ROE	EBIT / Equity	Current Ratio	Debt / Equity	Assets Turnover
4CF	CB Central Cooperative Bank AD-Sofia	5.16	1.15	0.47		0.01		0.10				0.04
5F4	CB First Investment Bank AD-Sofia	6.69	1.50	0.63		0.01		0.10				0.04
6C4	Chimimport AD-Sofia	15.28	233.91	0.45		0.02		0.03		4.49	0.09	0.03
4KX	Korado Bulgaria AD-Strazhitsa	15.63	1.95	4.84		0.19	0.24	0.28	0.34	5.32	0.21	1.54
5MB	Monbat AD-Sofia	54.22	1.08	2.34	25.86	0.03	0.05	0.04	0.09	2.16	0.52	1.29
3JR	Sopharma AD-Sofia	12.56	2.44	1.08	9.96	0.07	0.09	0.09	0.11	2.20	0.16	0.37

### Premium Equities Segment\* (based on consolidated reports\*\*)

Issue	Issuer	P / E	P / S	P / B	P / EBIT	ROA	EBIT / Total Asts.	ROE	EBIT / Equity	Current Ratio	Debt / Equity	Assets Turnover
4CF	CB Central Cooperative Bank AD-Sofia	9.06	1.11	0.50				0.06				0.04
5F4	CB First Investment Bank AD-Sofia	5.65	1.43	0.64		0.01		0.12				0.05
6C4	Chimimport AD-Sofia	10.77	1.17	0.40		0.01				1.20	1.88	1.27
4KX	Korado Bulgaria AD-Strazhitsa											
5MB	Monbat AD-Sofia	12.31	1.18	1.80	7.58	0.09	0.15	0.15	0.25	2.32	0.55	0.93
3JR	Sopharma AD-Sofia	10.29	0.55	1.11	6.08	0.06	0.10	0.11	0.19	1.40	0.51	1.10

### Standard Equities Segment\* (based on non-consolidated reports\*\*)

Issue	Issuer	P / E	P / S	P / B	P / EBIT	ROA	EBIT / Total Asts.	ROE	EBIT / Equity	Current Ratio	Debt / Equity	Assets Turnover
6A8	Advance Equity Holding AD-Sofia	28.15	63.24	0.38		0.01		0.01		1.51	0.23	0.04
A72	Agria Group Holding AD-Varna	17.67	148.56	1.68		0.04		0.10		0.79	1.12	0.07
6AB	Albena AD-Albena	14.16	2.86	0.55	13.43	0.03	0.03	0.04	0.04	0.43	0.13	0.16
6AM	Alcomet AD-Shumen	15.04	0.66	1.39	7.36	0.06	0.12	0.09	0.19	1.94	0.46	1.35
A4L	Allterco AD-Sofia	59.78	44.35	1.88		0.03		0.03		0.84	0.23	0.04
6AR	Aroma AD-Sofia	15.36	0.99	1.11	7.37	0.05	0.11	0.07	0.15	2.77	0.10	0.81
6AN	Asenova Krepost AD-Asenovgrad	304.41	0.86	1.16	17.73		0.03		0.07	1.60	0.59	0.65
A00	BG Agro AD-Varna	120.70	238.52	1.64		0.01		0.01		209.26	0.01	0.01
5BP	Billboard AD-Sofia	25.96	0.84	0.32	4.09	0.01	0.05	0.01	0.08	2.96	0.31	0.26
40E	Bioiasis AD-Sofia					0.11	0.12	0.14	0.15	7.54	0.02	0.28
BPT	Bulgarian Private Equity Fund AD-Sofia			1.24						1,069.67		
5BR	Bulgarian River Shipping AD-Ruse	146.50	1.71	0.31						0.79	0.04	0.15
BSO	Bulgarian Stock Exchange-Sofia	185.14	17.66	3.76	305.63	0.02	0.01	0.02	0.01	13.58	0.01	0.20
57B	Bulgartabac Holding AD-Sofia	10.04	2.54	2.48	11.41	0.11	0.10	0.18	0.15	1.36	0.01	0.44
5BN	CB Bulgarian American Credit Bank AD-Sofia	22.57	4.92	1.04		0.01		0.05				0.03
5CP	CB Texim Bank AD-Sofia	184.87	5.47	2.20				0.01				0.07
C81	CBA Asset Management AD-Veliko Tarnovo	0.18	0.04	0.04	0.05	0.02	0.06	0.40	1.47	0.05	8.34	0.07
3CZ	CEZ Distribution Bulgaria AD-Sofia	16.18	1.13	0.82	4.99	0.04	0.12	0.05	0.16	0.78	0.21	0.51
1CZ	CEZ Electro Bulgaria AD-Sofia	3.11	0.09	0.90		0.12	0.14	0.33	0.36	1.78	0.08	4.29
6EG	Dietsmann Energoremont Holding AD-Sofia		1.23	3.80	43.97		0.03		0.12	0.78	0.89	1.08
5DOV	Doverie United Holding PLC-Sofia		179.84	1.00						37.21	0.77	0.02
0EA	Elana Agrocredit AD-Sofia	13.60	49.93	1.16		0.04		0.09		3.13	1.29	0.01
52E	Elhim Iskra AD-Pazardzhik	90.36	0.88	0.97		0.01	0.06	0.01	0.07	12.24	0.02	0.99
57E	EMKA AD-Sevlievo	17.00	0.70	1.81	9.70	0.10	0.17	0.11	0.19	7.13	0.03	2.31
5EO	Etropal AD-Etropole	1,411.76	3.29	4.50	24.69		0.08		0.18	1.16	0.67	0.62
4EH	Eurohold Bulgaria AD-Sofia		950.66	0.68						0.24	0.65	0.01
6A9	Favorit Hold AD-Sofia		33.53	0.44						0.15	0.01	0.03
4F6	Fazerles AD-Siliistra		1.46	0.70			0.05		0.05	22.92	0.02	0.45
4F8	Formoplast AD-Kardzhali		15.00	7.63						1.77		0.16
5FC	Futures Capital AD-Sofia	720.86	720.86	23.91						21.52	23.20	

\*\* Financial reports data (ttm)

Methodology for Calculation of Financial Ratios is available at [http://download.bse-sofia.bg/pdf/methodology\\_en.pdf](http://download.bse-sofia.bg/pdf/methodology_en.pdf)

# Financial Ratios

February  
2018

Issue	Issuer	P / E	P / S	P / B	P / EBIT	ROA	EBIT / Total Asts.	ROE	EBIT / Equity	Current Ratio	Debt / Equity	Assets Turnover
GTH	Galata Investment Company AD-Varna	542.98	805.37	1.58						2.22		
58E	Himsnab Bulgaria AD-Sofia	390.07	37.42	1.30						14.94		0.03
6N3	Holding Nov Vek AD-Sofia	24.28	2,591.38	1.84		0.02		0.08		1.54	2.13	0.06
5V2	Holding Varna AD-Varna	315.54	143.58	1.21	287.16					2.45	0.43	0.02
4HE	Hydraulic Elements and Systems AD-Yambol	21.10	1.72	2.83		0.11	0.19	0.14	0.24	2.30		1.33
4HI	Hydroizomat AD-Sofia	26.16	4.22	0.74		0.02		0.03		4.93	0.02	0.15
4I8	Industrial Capital Holding AD-Sofia	26.89	10,015.46	2.10		0.08		0.08		19.75		0.11
4ID	Industrial Holding Bulgaria PLC-Sofia	3.71	19,671.32	0.39		0.09		0.11		0.07	0.25	0.10
4IN	Investor.BG AD-Sofia	281.33	4.81	1.57		0.01		0.01		4.56		0.30
4KU	Kauchuk AD-Sofia	28.58	0.97	0.97	16.02	0.03	0.05	0.03	0.06	5.30		0.84
4L4	Lavena AD-Shumen	17.10	1.71	2.47	9.36	0.07	0.13	0.18	0.32	3.54	0.58	0.73
6L1	Lomsko Pivo AD-Lom	46.58	0.33	0.35			0.05	0.01	0.11	0.80	0.40	0.55
5MR	Momina Krepost AD-Veliko Tarnovo		1.86	1.04						4.98	0.02	0.49
5MH	M+S Hydraulic AD-Kazanlak	22.27	2.92	4.44	13.70	0.17	0.27	0.21	0.34	3.61		1.29
178B	Neo London Capital PLC-Sofia	49.28	141.26	0.88		0.02		0.02		51.14		0.01
3NB	Neochim AD-Dimitrograd	7.95	0.53	1.08	4.39	0.10	0.17	0.14	0.25	2.13	0.12	1.43
5ODE	Odessos Shiprepair Yard AD-Varna	17.46	1.62	0.78	9.96	0.04	0.07	0.04	0.08	3.32		0.44
4O1	Oil and Gas Exploration and Production AD-Sofia	32.30	4.15	0.96	11.58	0.02	0.06	0.03	0.08	2.51	0.05	0.18
5PET	Petrol AD-Sofia					0.03		0.14		1.82	1.45	4.73
OPH	Phoenix Capital Holding AD-Sofia					0.16		3.25		1.39	13.83	
RBL	Real Bulland JSC-Sofia		250.00	1.06						213.14		
RGL	Regala Invest AD-Varna			2.05						0.06	0.12	
6S4	Severcoop Gamza Holding AD-Sofia	20.89	423.86	0.84		0.04		0.04		158.08		0.07
6S5	Sila Holding AD-Stara Zagora	148.46		1.63		0.01		0.02		4.91	0.46	0.07
SKK	Sirma Group Holding JSC-Sofia	20.33	10.78	0.89	17.59	0.04	0.05	0.04	0.05	1.44	0.09	0.08
3JL	Slanchev Bryag AD-Slanchev Bryag		3.38	0.21	22.30		0.01		0.01	0.65	0.02	0.05
6SOA	Sofia Commerce-Pawn Brokerage AD-Sofia	7.48	1.44	0.77	6.48	0.10	0.11	0.10	0.12	21.76	0.01	0.52
OS8	Solarpro Holding AD-Sofia	37.57	5.19	0.72		0.02		0.02		2.95		0.14
SO5	Sopharma Trading AD-Sofia	21.39	0.40	3.69	16.37	0.04	0.05	0.18	0.24	1.13	2.11	2.20
SL9	Sparky Eltos AD-Lovech		0.26	0.26						1.11	2.23	0.21
OSP	Speedy AD-Sofia	24.10	2.05	4.40	12.00	0.11	0.22	0.19	0.39	1.01	0.44	1.26
3NJ	SS Konstantine And Elena Holding AD-Varna	15.05	7.01	1.17	57.74	0.05	0.01	0.08	0.02	0.43	0.26	0.10
5SR	Stara Planina Hold AD-Sofia	30.37	2,153.85	4.39		0.13		0.15		3.50		0.16
3MZ	Svilosa AD-Svishtov		111.22	2.83						5.59		0.02
6S7	Synergon Holding AD-Sofia	31.54	67.41	0.17				0.01		7.28	0.06	0.06
EHN	Synthetica AD-Sofia	32.07	3,937.50	7.43		0.17		0.27		7.83	0.36	
7TH	Tchaikapharma High Quality Medicines AD-Sofia	56.67	15.31	6.43		0.10	0.14	0.12	0.17	4.96	0.13	0.36
T24	TK-Hold PLC-Sofia	12.73	2,560.32	0.72		0.03		0.06		1.31		0.05
5T6	Todoroff AD-Sofia		0.54	2.37						0.41	4.78	0.40
3TV	Toplivo AD-Sofia		0.13	0.18	8.75		0.01		0.02	1.74	0.38	0.91
T57	Trace Group Hold AD-Sofia	16.05	0.75	1.18	25.84	0.04	0.02	0.08	0.05	1.28	0.14	0.86
59X	Unipharm AD-Sofia	13.33	1.32	1.38		0.09	0.18	0.11	0.21	9.94	0.03	0.95
4V5	Varna-Plod AD-Varna	11.05	8.12	0.86	14.93	0.08	0.06	0.08	0.06	12.88		0.11
1VX	Velgraf Asset Management AD-Sofia	141.48	23.55	2.22	32.09	0.01	0.04	0.02	0.08	1.17	0.38	0.06
4PX	Yuri Gagarin PLC-Plovdiv	6.12	0.26	0.43	2.45	0.05	0.13	0.07	0.18	1.85	0.19	1.17
T43	Zarneni Hrani Bulgaria AD-Sofia	17.35	59.47	0.26		0.01		0.02		2.42	0.02	
3ZL	Zlatni Pyasatsi AD-Varna		1.57	0.17	8.69		0.02		0.02	10.01	0.01	0.11

\* Ratios are calculated on the base of the last weighted-average price as of the end of the month

\*\* Financial reports data (ttm)

Methodology for Calculation of Financial Ratios is available at [http://download.bse-sofia.bg/pdf/methodology\\_en.pdf](http://download.bse-sofia.bg/pdf/methodology_en.pdf)

### Standard Equities Segment\* (based on consolidated reports\*\*)

Issue	Issuer	P / E	P / S	P / B	P / EBIT	ROA	EBIT / Total Asts.	ROE	EBIT / Equity	Current Ratio	Debt / Equity	Assets Turnover
6A8	Advance Equity Holding AD-Sofia		0.97	0.83						1.86	1.09	0.33
A72	Agria Group Holding AD-Varna	9.37	0.47	0.85	4.81	0.03	0.07	0.10	0.19	1.17	1.55	0.67
6AB	Albena AD-Albena	16.14	2.02	0.53	9.14	0.03	0.05	0.04	0.06	0.92	0.16	0.21
6AM	Alcomet AD-Shumen		1.41							1.77	0.43	
A4L	Allterco AD-Sofia	41.28	0.85	1.33	19.41	0.02	0.05	0.03	0.07	1.57	0.07	1.21
6AR	Aroma AD-Sofia	14.20	0.99	1.11	6.91	0.06	0.12	0.08	0.17	2.03	0.18	0.81
6AN	Asenova Krepost AD-Asenovgrad	180.68	0.81	1.13	12.17		0.04	0.01	0.09	2.26	0.60	0.66
A00	BG Agro AD-Varna	20.51	1.00	1.35	12.57	0.04	0.07	0.07	0.11	1.41	0.32	0.91
5BP	Billboard AD-Sofia	14.24	0.19	0.32	1.57	0.01	0.08	0.02	0.21	0.98	0.91	0.65
BPT	Bulgarian Private Equity Fund AD-Sofia		1.25							402.75		
5BR	Bulgarian River Shipping AD-Ruse		0.98	0.28	7.51		0.03		0.04	1.17	0.03	0.25
BSO	Bulgarian Stock Exchange-Sofia	146.42	16.46	3.80	246.86	0.02	0.01	0.03	0.02	10.33	0.01	0.22
57B	Bulgartabac Holding AD-Sofia	11.07	0.30	0.59	3.22	0.02	0.07	0.05	0.18	0.80	0.40	0.76
5BN	CB Bulgarian American Credit Bank AD-Sofia	22.38	4.89	1.30		0.01		0.05				0.03
5CP	CB Texim Bank AD-Sofia	24.67	6.62	2.12		0.02		0.09				0.06
3CZ	CEZ Distribution Bulgaria AD-Sofia	13.11	1.07	0.82	4.34	0.04	0.14	0.06	0.19	1.45	0.23	0.55
6EG	Dietsmann Energoremont Holding AD-Sofia		1.46	9.58						1.36	2.47	0.77
5DOV	Doverie United Holding PLC-Sofia		0.25	0.51	10.87		0.02		0.04	0.90	0.74	0.74
57E	EMKA AD-Sevlievo	4.70	0.22	0.96	3.62					4.34	0.53	
5EO	Etropal AD-Etropole		4.09	4.42	25.18		0.08		0.18	1.22	0.69	0.49
4EH	Eurohold Bulgaria AD-Sofia	16.22	0.20	1.36	7.90	0.01	0.02	0.12	0.25	1.15	2.08	0.97
6A9	Favorit Hold AD-Sofia			0.10						0.88	0.36	
5FC	Futures Capital AD-Sofia	917.45	388.15	28.59	630.75	0.03	0.04	0.03	0.05	0.57	0.01	0.07
58E	Himsnab Bulgaria AD-Sofia	8.15	3.40	0.92	7.48	0.07	0.07	0.12	0.13	3.49	0.40	0.16
6N3	Holding Nov Vek AD-Sofia			4.01						1.16	5.84	
5V2	Holding Varna AD-Varna	264.20	3.11	1.19	26.18		0.02		0.05	1.33	1.18	0.17
4HI	Hydroizomat AD-Sofia	25.62	2.73	0.76		0.03		0.03		6.06	0.02	0.25
4I8	Industrial Capital Holding AD-Sofia	11.95	0.23	1.09	1.64	0.03	0.20	0.09	0.69	4.67	0.07	1.44
4ID	Industrial Holding Bulgaria PLC-Sofia		0.86	0.29	3.53		0.05		0.08	0.33	0.42	0.21
4IN	Investor.BG AD-Sofia		2.91	3.37						0.96	0.84	0.36
4KU	Kauchuk AD-Sofia	99.36	1.06	1.00	22.25	0.01	0.04	0.01	0.05	4.74		0.76
4L4	Lavena AD-Shumen	15.72	1.64	2.78	8.77	0.08	0.14	0.20	0.36	1.90	1.18	0.73
5MH	M+S Hydraulic AD-Kazanlak	24.58	3.11	4.86	14.60	0.16	0.27	0.20	0.34	3.06		1.28
3NB	Neochim AD-Dimitrovgrad	8.01	0.53	1.13	3.56	0.10	0.22	0.14	0.32	1.84	0.12	1.47
5ODE	Odessos Shiprepair Yard AD-Varna	17.29	1.75	0.81	13.28	0.04	0.05	0.05	0.06	3.53	0.14	0.38
4O1	Oil and Gas Exploration and Production AD-Sofia	31.21	2.36	0.91	11.57	0.02	0.06	0.03	0.08	3.02	0.04	0.29
6S4	Severcoop Gamza Holding AD-Sofia	6.46	4.13	0.86	75.43	0.11	0.01	0.13	0.01	97.36		0.29
6S5	Sila Holding AD-Stara Zagora	40.23		3.58		0.01		0.09		1.22	5.10	0.03
SKK	Sirma Group Holding JSC-Sofia	23.58	1.21	0.76	4.10	0.02	0.13	0.03	0.19	1.38	0.11	0.43
3JL	Slanchev Bryag AD-Slanchev Bryag		1.06							10.04		
OS8	Solarpro Holding AD-Sofia	211.55	2.40	0.63	6.18		0.06		0.11	3.14	0.66	0.17
SO5	Sopharma Trading AD-Sofia	27.48	0.40	4.30	19.42	0.03	0.05	0.15	0.22	1.14	2.50	2.27
SL9	Sparky Eltos AD-Lovech		0.22	0.33						3.25	3.23	0.18
OSP	Speedy AD-Sofia	27.49	1.38	4.73	10.60	0.09	0.23	0.18	0.46	1.18	0.48	1.73
3NJ	SS Konstantine And Elena Holding AD-Varna	26.58	2.21	1.21	7.77	0.02	0.05	0.05	0.17	0.33	1.35	0.19
5SR	Stara Planina Hold AD-Sofia	21.44	0.77	1.80	4.78	0.04	0.17	0.09	0.39	3.80	0.02	1.08
3MZ	Svilosa AD-Svishtov	8.79	1.12	1.19	5.87	0.11	0.16	0.14	0.21	2.69	0.14	0.85
6S7	Synergion Holding AD-Sofia		0.08	0.10	3.40		0.02		0.03	1.12	0.29	0.75

\* Ratios are calculated on the base of the last weighted-average price as of the end of the month

\*\* Financial reports data (ttm)

Methodology for Calculation of Financial Ratios is available at [http://download.bse-sofia.bg/pdf/methodology\\_en.pdf](http://download.bse-sofia.bg/pdf/methodology_en.pdf)

# Financial Ratios

February  
2018

Issue	Issuer	P / E	P / S	P / B	P / EBIT	ROA	EBIT / Total Asts.	ROE	EBIT / Equity	Current Ratio	Debt / Equity	Assets Turnover
EHN	Synthetica AD-Sofia	168.90	2.58	6.30	14.20	0.01	0.13	0.04	0.46	1.46	1.42	0.69
T24	TK-Hold PLC-Sofia	9.00	0.54	0.33	2.29	0.03	0.11	0.04	0.15	4.74	0.02	0.50
3TV	Toplivo AD-Sofia		0.09	0.19	4.65		0.03		0.04	1.18	0.44	1.34
T57	Trace Group Hold AD-Sofia		0.42	1.31	121.72				0.01	1.10	0.22	1.23
4V5	Varna-Plod AD-Varna	11.02	7.14	0.89	13.56	0.07	0.06	0.08	0.07	4.94	0.12	0.11
1VX	Velgraf Asset Management AD-Sofia			1.69						1.54	0.43	
4PX	Yuri Gagarin PLC-Plovdiv			0.44						1.37	0.26	
T43	Zarneni Hrani Bulgaria AD-Sofia		0.65	0.27	4.96		0.03		0.05	1.36	0.30	0.19
3ZL	Zlatni Pyasatsi AD-Varna	19.73	0.67	0.19	3.58	0.01	0.05	0.01	0.05	9.03	0.01	0.26

## SPVs Segment\* (based on non-consolidated reports\*\*)

Issue	Issuer	P / E	P / S	P / B	P / EBIT	ROA	EBIT / Total Asts.	ROE	EBIT / Equity	Current Ratio	Debt / Equity	Assets Turnover
6A6	Advance Terrafund REIT-Sofia	24.17	6.66	0.84		0.03	0.03	0.04	0.03	11.66		0.12
6AG	Agro Finance REIT-Plovdiv	20.57	18.97	1.98		0.09	0.09	0.10	0.10	0.88		0.10
6A7	Agroenergy Invest REIT-Sofia					0.01	0.01	0.01	0.01	99.07	0.12	0.07
5AX	Aktiv Properties REIT-Plovdiv		25.25	0.49						0.14	0.13	0.02
28R	Arco Real Estate Fund REIT-Sofia			1.12						10.81		
5H4	Balkan and Sea Properties REIT-Varna		80.28	1.96						67.19	1.00	0.02
5BU	Bulgarian Real Estate Fund REIT-Sofia	7.15	2.61	0.53		0.06	0.07	0.08	0.08	1.52	0.14	0.17
5BD	Bulland Investments REIT-Sofia	33.67		0.96		0.02		0.03		0.37	0.21	
E7P	Expat Beta REIT-Sofia	17.53	4.59	0.81	17.53	0.04	0.04	0.05	0.05	0.89	0.19	0.14
6F3	FairPlay Properties REIT-Sofia	15.24	1.76	0.47		0.02	0.03	0.03	0.04	2.63	0.13	0.18
6BMA	Fund Estates REIT-Sofia		1.68	0.45						0.09	23.54	0.01
4IC	Intercapital Property Development REIT-Sofia	0.13	0.04	0.09	0.06	0.10	0.21	1.51	3.13	0.22	2.57	0.31
4PY	Prime Property BG REIT-Sofia		19.73	0.61						19.56		0.03
6S6	Sopharma Properties REIT-Sofia	234.56	12.16	2.62		0.01	0.08	0.01	0.14	0.04	0.44	0.13

\* Ratios are calculated on the base of the last weighted-average price as of the end of the month

\*\* Financial reports data (ttm)

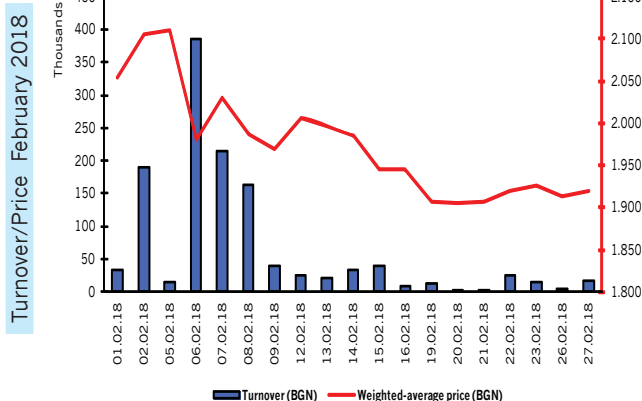
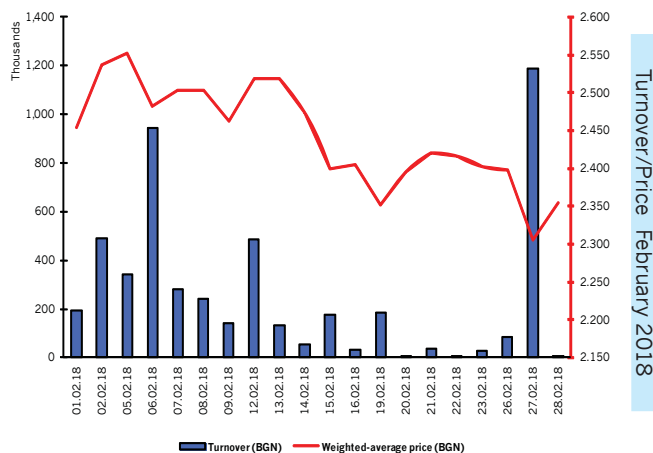
Methodology for Calculation of Financial Ratios is available at [http://download.bse-sofia.bg/pdf/methodology\\_en.pdf](http://download.bse-sofia.bg/pdf/methodology_en.pdf)

# Top 5 Stocks by Trades

## February 2018

### Chimimport

BSE code of the issue	6C4
Volume of the issue (common shares)	239,646,267
Nominal value (BGN per share)	1.00
Gross dividend 2016 (BGN per share)	0.0540
Trading on regulated market as from the beginning of the year	
Volume in lots	5,864,416
Value in BGN	13,578,730.22
Trades	3,283
OTC trades as from the beginning of the year *	
Value in BGN	0.00
Volume in lots	0

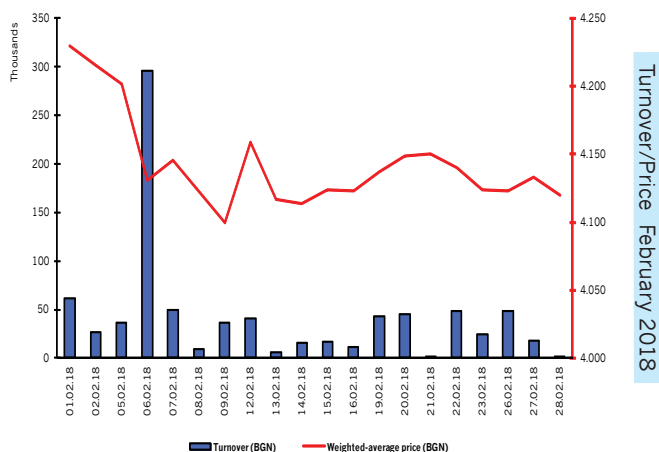


### Central Cooperative Bank

BSE code of the issue	4CF
Volume of the issue (common shares)	113,154,291
Nominal value (BGN per share)	1.00
Gross dividend 2016 (BGN per share)	0.00
Trading on regulated market as from the beginning of the year	
Volume in lots	1,160,048
Value in BGN	2,307,904.43
Trades	1,090
OTC trades as from the beginning of the year *	
Value in BGN	0.00
Volume in lots	0

### Sopharma

BSE code of the issue	3JR
Volume of the issue (common shares)	134,797,899
Nominal value (BGN per share)	1.00
Gross dividend 2016 (BGN per share)	0.1000
Trading on regulated market as from the beginning of the year	
Volume in lots	832,336
Value in BGN	3,525,624.46
Trades	803
OTC trades as from the beginning of the year *	
Value in BGN	45,368.00
Volume in lots	21,200



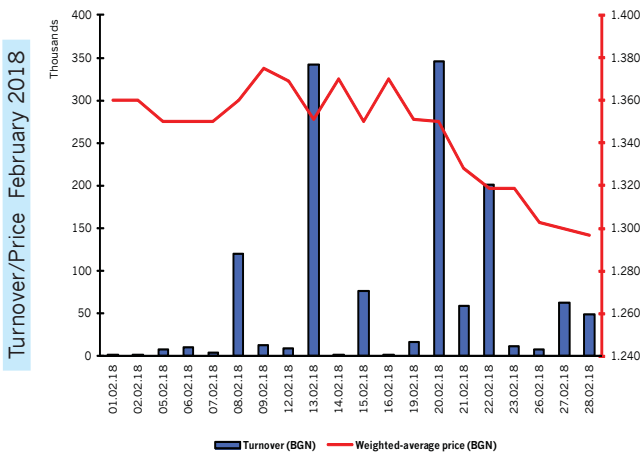
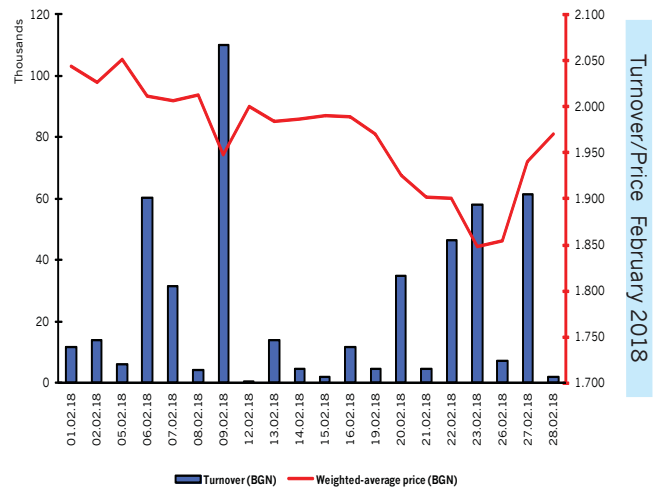
\* Effective as from 03 January 2018, no OTC trades shall be announced through the trading system of BSE-Sofia

# Top 5 Stocks by Trades

February  
2018

## Bulgarian Real Estate Fund REIT

BSE code of the issue	5BU
Volume of the issue (common shares)	20,150,000
Nominal value (BGN per share)	3.00
Gross dividend 2016 (BGN per share)	0.0738
Trading on regulated market as from the beginning of the year	
Volume in lots	350,954
Value in BGN	708,671.11
Trades	446
OTC trades as from the beginning of the year *	
Value in BGN	0.00
Volume in lots	0



## Elana Agrocredit

BSE code of the issue	0EA
Volume of the issue (common shares)	18,902,402
Nominal value (BGN per share)	1.00
Gross dividend 2016 (BGN per share)	0.0779
Trading on regulated market as from the beginning of the year	
Volume in lots	1,280,124
Value in BGN	1,720,563.01
Trades	391
OTC trades as from the beginning of the year *	
Value in BGN	0.00
Volume in lots	0