

**LAST ISSUE**

**December  
2024**

**MONTHLY BULLETIN**



**БФБ**

BULGARIAN STOCK EXCHANGE  
1000 Sofia, 6 Tri ushi St.  
Tel: (+359 2) 937 09 45; 937 09 34  
<http://www.bse-sofia.bg>; e-mail: [bse@bse-sofia.bg](mailto:bse@bse-sofia.bg)

# General Statistics

December  
2024

| Capitalization of BSE Main Market       |                      | Change          |                 |
|---|----------------------|-----------------|-----------------|
| As of 31 December 2024                  |                      | November * 2024 | December * 2023 |
| Market Segment                          | Capitalization (BGN) |                 |                 |
| EuroBridge Market Segment               | 1 189 822 887.42     | -1.47%          | n/a             |
| Premium Equities Segment                | 2 598 106 149.48     | 3.23%           | -15.73%         |
| Standard Equities Segment               | 8 854 372 954.75     | 3.44%           | 15.40%          |
| Special Purpose Vehicles Segment        | 1 298 130 481.33     | 0.31%           | 8.98%           |
| Total Capitalization of BSE Main Market | 13 940 432 472.98    | 2.67%           | 16.68%          |

\* as of the end of the period

| Issues admitted to trading on BSE Main Market |                      |                           |  |
|---|----------------------|---------------------------|--|
| Market Segment                                | Number of new issues | Number of delisted issues | Number of listed issues as of the end of the month |
| EuroBridge Market Segment                     | 0                    | 0                         | 1  |
| Premium Equities Segment                      | 0                    | 0                         | 10   |
| Standard Equities Segment                     | 0                    | 0                         | 53   |
| Special Purpose Vehicles Segment              | 0                    | 0                         | 17   |
| Bonds Segment                                 | 5                    | 1                         | 112  |
| Compensatory Instruments Segment              | 0                    | 0                         | 3  |
| Exchange Traded Products Segment              | 1                    | 0                         | 22   |
| Subscription Rights Segment                   | 4                    | 5                         | 0  |
| Initial Public Offering Segment               | 0                    | 0                         | 0  |
| Government Securities Segment                 | 0                    | 0                         | 16   |
| <b>TOTAL :</b>                                | <b>10</b>            | <b>6</b>                  | <b>233</b>   |

\* as of the end of the period

## BSE Indices

### SOFIX

|                |        |
|----------------|--------|
| Value *        | 892.74 |
| Monthly change | 5.45%  |
| Annual change  | 16.68% |
| P/E **         | 9.74   |
| P/B **         | 1.67   |

### BGBX 40

|                |        |
|----------------|--------|
| Value *        | 171.82 |
| Monthly change | 3.45%  |
| Annual change  | 8.84%  |
| P/E **         | 13.37  |
| P/B **         | 2.07   |

### BG TR30

|                |        |
|----------------|--------|
| Value *        | 863.62 |
| Monthly change | 1.58%  |
| Annual change  | 8.03%  |
| P/E **         | 27.72  |
| P/B **         | 1.96   |

### BG REIT

|                |        |
|----------------|--------|
| Value *        | 214.66 |
| Monthly change | 1.10%  |
| Annual change  | 12.80% |
| P/E **         | 23.75  |
| P/B **         | 2.64   |

\* Values as of 30 December 2024

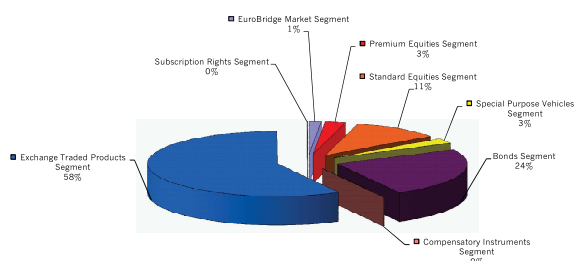
\*\* P (prices) are weighted-average

\*\* Financial reports data (ttm)

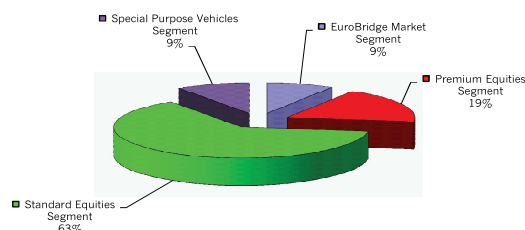
## Monthly Trading by BSE Main Market Segments

| Market Segment                   | December 2024 |                    |                    | Change in turnover (%) |                |
|----------------------------------|---------------|--------------------|--------------------|------------------------|----------------|
|                                  | Trades        | Turnover (BGN)     | Volume (lots)      | November 2024          | December 2023  |
| EuroBridge Market Segment        | 253           | 3 191 759          | 48 419             | 41.11%                 | n/a            |
| Premium Equities Segment         | 1 260         | 5 412 624          | 1 411 711          | 120.21%                | -64.73%        |
| Standard Equities Segment        | 1 576         | 23 357 531         | 5 637 478          | 131.34%                | 33.32%         |
| Special Purpose Vehicles Segment | 368           | 5 467 160          | 865 421            | 236.82%                | -5.44%         |
| Bonds Segment                    | 50            | 52 034 155         | 45 953             | 588.90%                | 233.35%        |
| Compensatory Instruments Segment | 72            | 254 797            | 419 854            | 38.24%                 | 185.29%        |
| Exchange Traded Products Segment | 89            | 122 516 286        | 61 395 329         | 7551.49%               | 10715.31%      |
| Subscription Rights Segment      | 38            | 140 996            | 65 881 694         | 112.73%                | n/a            |
| Initial Public Offering Segment  | 0             | 0                  | 0                  | n/a                    | -100.00%       |
| Government Securities Segment    | 0             | 0                  | 0                  | n/a                    | n/a            |
| Privatisation Segment            | 0             | 0                  | 0                  | n/a                    | n/a            |
| <b>TOTAL:</b>                    | <b>3 706</b>  | <b>212 375 310</b> | <b>135 705 859</b> | <b>721.74%</b>         | <b>121.51%</b> |

## Turnover by Segments of BSE Main Market



## Capitalization by Segments of BSE Main Market



## New issues admitted to trading on the BSE Main Market in December

| Issue | Issuer                      | First Trading Day | Currency | Amount of the issue in the respective currency | Market Segment                   |
|-------|-----------------------------|-------------------|----------|--|----------------------------------|
| USHB  | Ustrem Holding AD           | 23.12.2024        | BGN      | 23 000 000                                     | Bonds Segment                    |
| ADRB  | Adara JSC                   | 03.12.2024        | BGN      | 25 000 000                                     | Bonds Segment                    |
| VAMC  | Velgraf Asset Management AD | 23.12.2024        | EUR      | 5 000 000                                      | Bonds Segment                    |
| VEGB  | Vega AD                     | 17.12.2024        | BGN      | 4 000 000                                      | Bonds Segment                    |
| MCGB  | M Car Group AD              | 18.12.2024        | BGN      | 23 000 000                                     | Bonds Segment                    |
| EUBW  | Eurohold Bulgaria AD        | 17.12.2024        | BGN      | 260 481 631                                    | Exchange Traded Products Segment |

## Daily-Average Trading by BSE Main Market Segments

| Market Segment                   | December 2024 |                   |                  | Change in turnover (%) |                |
|----------------------------------|---------------|-------------------|------------------|------------------------|----------------|
|                                  | Trades        | Turnover (BGN)    | Volume (lots)    | November 2024          | December 2023  |
| EuroBridge Market Segment        | 15            | 187 751           | 2 848            | 74.31%                 | n/a            |
| Premium Equities Segment         | 74            | 318 390           | 83 042           | 172.02%                | -62.65%        |
| Standard Equities Segment        | 93            | 1 373 972         | 331 616          | 185.78%                | 41.16%         |
| Special Purpose Vehicles Segment | 22            | 321 598           | 50 907           | 316.07%                | 0.12%          |
| Bonds Segment                    | 3             | 3 060 833         | 2 703            | 751.00%                | 252.96%        |
| Compensatory Instruments Segment | 4             | 14 988            | 24 697           | 70.76%                 | 202.07%        |
| Exchange Traded Products Segment | 5             | 7 206 840         | 3 611 490        | 9351.84%               | 11351.51%      |
| Subscription Rights Segment      | 2             | 8 294             | 3 875 394        | 162.79%                | n/a            |
| Initial Public Offering Segment  | 0             | 0                 | 0                | n/a                    | -100.00%       |
| Government Securities Segment    | 0             | 0                 | 0                | n/a                    | n/a            |
| Privatisation Segment            | 0             | 0                 | 0                | n/a                    | n/a            |
| <b>TOTAL:</b>                    | <b>218</b>    | <b>12 492 665</b> | <b>7 982 698</b> | <b>915.09%</b>         | <b>134.54%</b> |

Number of trading sessions in December

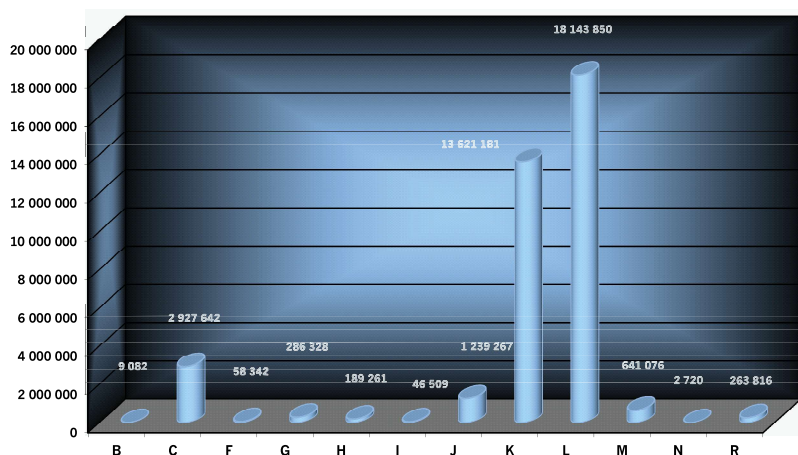
17

Monthly Average USD/BGN Exchange Rate

1.8641

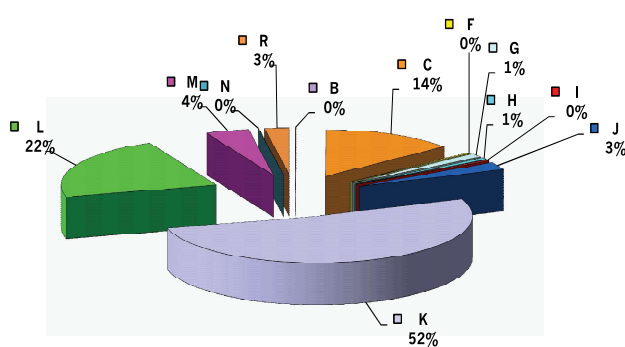
| Trading by sections under NACE, Rev. 2 |  | Trades | Volume (lots) | Turnover (BGN) |
|--|--|--------|---------------|----------------|
| B                                      | Mining and quarrying   | 11     | 2 340         | 9 081.80       |
| C                                      | Manufacturing  | 516    | 411 388       | 2 927 642.02   |
| F                                      | Construction   | 24     | 9 970         | 58 341.90      |
| G                                      | Wholesale and retail trade; repair of motor vehicles and motorcycles | 76     | 145 276       | 286 328.29     |
| H                                      | Transportation and storage   | 31     | 1 400         | 189 261.00     |
| I                                      | Accommodation and food service activities                            | 25     | 1 826         | 46 508.80      |
| J                                      | Information and communication  | 240    | 136 133       | 1 239 267.40   |
| K                                      | Financial and insurance activities                                   | 1 970  | 3 309 405     | 13 621 181.08  |
| L                                      | Real estate activities   | 90     | 3 760 692     | 18 143 850.03  |
| M                                      | Professional, scientific and technical activities                    | 378    | 170 658       | 641 076.25     |
| N                                      | Administrative and support service activities                        | 1      | 1 600         | 2 720.00       |
| R                                      | Arts, entertainment and recreation                                   | 95     | 12 341        | 263 815.80     |

### Share of sections under NACE, Rev. 2 in the total turnover (BGN) on the BSE Main Market in December



- B Mining and quarrying
- C Manufacturing
- F Construction
- G Wholesale and retail trade; repair of motor vehicles and motorcycles
- H Transportation and storage
- I Accommodation and food service activities
- J Information and communication
- K Financial and insurance activities
- L Real estate activities
- M Professional, scientific and technical activities
- N Administrative and support service activities
- R Arts, entertainment and recreation

### Share of sections under NACE, Rev. 2 in the total turnover on the BSE Main Market in the last 365 days



- B Mining and quarrying
- C Manufacturing
- F Construction
- G Wholesale and retail trade; repair of motor vehicles and motorcycles
- H Transportation and storage
- I Accommodation and food service activities
- J Information and communication
- K Financial and insurance activities
- L Real estate activities
- M Professional, scientific and technical activities
- N Administrative and support service activities
- R Arts, entertainment and recreation

## TOP 5

### Liquidity Ranking

| Issuer                         | Trades | Volume (lots) | Turnover (BGN) |
|--------------------------------|--------|---------------|----------------|
| Eurohold Bulgaria AD           | 374    | 1 103 377     | 1 792 360.00   |
| Shelly Group SE                | 253    | 48 419        | 3 191 759.34   |
| Sopharma AD                    | 238    | 266 039       | 1 521 247.84   |
| Wiser Technology AD            | 233    | 103 213       | 531 198.40     |
| CB Central Cooperative Bank AD | 205    | 338 961       | 567 929.98     |

## TOP 5

### Members

| Trades   |       | Turnover (BGN)                           |                |
|--|-------|--|----------------|
| Inv. Intermediary "Karoll" AD                            | 2 519 | Inv. Intermediary "Euro - Finance" AD    | 250 075 421.57 |
| Inv. Intermediary "Elana Trading" AD                     | 1 254 | Inv. Intermediary "Real Finance" AD      | 53 869 941.94  |
| Inv. Intermediary "BenchMark Finance" AD                 | 758   | CB "Central Cooperative Bank" AD         | 42 263 546.32  |
| Inv. Intermediary "First Financial Brokerage House" EOOD | 638   | Inv. Intermediary "ABV Investments" EOOD | 32 600 378.73  |
| Inv. Intermediary "UG Market" EAD                        | 448   | Inv. Intermediary "UG Market" EAD        | 11 724 512.86  |

## TOP 30

### Capitalization as of 31 December 2024

Issues of shares on the BSE Main Market

| Issue | Issuer                                  | Amount (Shares) | Closing price | Trading currency | Capitalization (BGN) |
|-------|---|-----------------|---------------|------------------|----------------------|
| THQM  | Tchaikapharma High Quality Medicines AD | 91 800 000      | 18.0000       | BGN              | 1 652 400 000.00     |
| SLYG  | Shelly Group SE                         | 18 105 559      | 33.6000       | EUR              | 1 189 822 887.42     |
| SPDY  | Speedy AD                               | 5 377 619       | 204.0000      | BGN              | 1 097 034 276.00     |
| SFA   | Sopharma AD                             | 179 100 063     | 5.7800        | BGN              | 1 035 198 364.14     |
| FIB   | CB First Investment Bank AD             | 149 084 800     | 4.3200        | BGN              | 644 046 336.00       |
| EUBG  | Eurohold Bulgaria AD                    | 260 500 000     | 1.9900        | BGN              | 518 395 000.00       |
| MSH   | M+S Hydraulic AD                        | 39 445 200      | 9.7000        | BGN              | 382 618 440.00       |
| VAM   | Velgraf Asset Management AD             | 68 979 758      | 4.8200        | BGN              | 332 482 433.56       |
| HVAR  | Holding Varna AD                        | 6 485 897       | 46.4000       | BGN              | 300 945 620.80       |
| TIB   | Telematic Interactive Bulgaria AD       | 12 960 018      | 22.6000       | BGN              | 292 896 406.80       |
| ATER  | Advance Terrafund REIT                  | 85 110 091      | 3.2800        | BGN              | 279 161 098.48       |
| SO    | Smart Organic AD                        | 11 340 999      | 22.0000       | BGN              | 249 501 978.00       |
| GR6   | Gradus AD                               | 243 608 710     | 1.0200        | BGN              | 248 480 884.20       |
| CCB   | CB Central Cooperative Bank AD          | 127 129 970     | 1.6800        | BGN              | 213 578 349.60       |
| SYN   | Synthetica AD                           | 3 000 000       | 70.0000       | BGN              | 210 000 000.00       |
| ODES  | Odessos Shiprepair Yard AD              | 586 642         | 346.0000      | BGN              | 202 978 132.00       |
| SFT   | Sopharma Trading AD                     | 34 276 050      | 5.8000        | BGN              | 198 801 090.00       |
| SPH   | Stara Planina Hold AD                   | 21 000 000      | 9.0000        | BGN              | 189 000 000.00       |
| SFI   | Sopharma Properties REIT                | 21 951 320      | 8.1000        | BGN              | 177 805 692.00       |
| HRZ   | Rodna Zemya Holding AD                  | 56 010 597      | 3.1200        | BGN              | 174 753 062.64       |
| GTH   | Galata Investment Company AD            | 68 571 234      | 2.5400        | BGN              | 174 170 934.36       |
| DUH   | Doverie United Holding PLC              | 21 499 855      | 7.9600        | BGN              | 171 138 845.80       |
| IHB   | Industrial Holding Bulgaria PLC         | 96 808 417      | 1.7400        | BGN              | 168 446 645.58       |
| CHIM  | Chimimport AD                           | 239 646 267     | 0.6900        | BGN              | 165 355 924.23       |
| CHSB  | Himsnab Bulgaria AD                     | 2 494 631       | 66.0000       | BGN              | 164 645 646.00       |
| BSP   | Balkan and Sea Properties REIT          | 6 925 156       | 23.2000       | BGN              | 160 663 619.20       |
| HSI   | Sila Holding AD                         | 48 764 007      | 3.0600        | BGN              | 149 217 861.42       |
| CAPM  | Capital Management SPV                  | 1 758 296       | 84.0000       | BGN              | 147 696 864.00       |
| T57   | Trace Group Hold AD                     | 24 200 000      | 5.9000        | BGN              | 142 780 000.00       |
| AGH   | Agria Group Holding AD                  | 6 800 000       | 19.8000       | BGN              | 134 640 000.00       |

# Capitalisation by Issues

December  
2024

## EuroBridge Market Segment

| Issue | Issuer          | Nominal (BGN) | Amount (Shares) | Closing price (EUR) | Capitalisation (EUR) |
|-------|-----------------|---------------|-----------------|---------------------|----------------------|
| SLYG  | Shelly Group SE | 1.00          | 18 105 559      | 33.6000             | 608 346 782.40       |

## Premium Equities Segment

| Issue | Issuer                         | Nominal (BGN) | Amount (Shares) | Closing price (BGN) | Capitalisation (BGN) |
|-------|--------------------------------|---------------|-----------------|---------------------|----------------------|
| AGH   | Agria Group Holding AD         | 1.00          | 6 800 000       | 19.8000             | 134 640 000.00       |
| BNR   | Wiser Technology AD            | 1.00          | 16 334 362      | 5.2000              | 84 938 682.40        |
| BSE   | Bulgarian Stock Exchange AD    | 1.00          | 13 165 720      | 7.8500              | 103 350 902.00       |
| CCB   | CB Central Cooperative Bank AD | 1.00          | 127 129 970     | 1.6800              | 213 578 349.60       |
| CHIM  | Chimimport AD                  | 1.00          | 239 646 267     | 0.6900              | 165 355 924.23       |
| FIB   | CB First Investment Bank AD    | 1.00          | 149 084 800     | 4.3200              | 644 046 336.00       |
| KBG   | Korado-Bulgaria AD             | 1.00          | 13 168 614      | 4.4000              | 57 941 901.60        |
| MONB  | Monbat AD                      | 1.00          | 39 000 000      | 2.6400              | 102 960 000.00       |
| SFA   | Sopharma AD                    | 1.00          | 179 100 063     | 5.7800              | 1 035 198 364.14     |
| SGH   | Sirma Group Holding AD         | 1.00          | 59 360 518      | 0.9450              | 56 095 689.51        |

## Standard Equities Segment

| Issue | Issuer                                    | Nominal (BGN) | Amount (Shares) | Closing price (BGN) | Capitalisation (BGN) |
|-------|---|---------------|-----------------|---------------------|----------------------|
| ALB   | Albena AD                                 | 1.00          | 4 273 126       | 25.0000             | 106 828 150.00       |
| ALCM  | Alcomet AD                                | 1.00          | 17 952 959      | 6.4000              | 114 898 937.60       |
| ALFB  | Alpha Bulgaria AD                         | 1.00          | 26 120 000      | 2.2400              | 58 508 800.00        |
| ASKR  | Asenova Krepost AD                        | 3.00          | 4 296 006       | 15.6000             | 67 017 693.60        |
| BBRD  | Billboard AD                              | 1.00          | 15 000 000      | 0.5950              | 8 925 000.00         |
| BRP   | Bulgarian River Shipping AD               | 1.00          | 35 708 674      | 0.6500              | 23 210 638.10        |
| BMTL  | Bulmetal AD                               | 1.00          | 7 155 179       | 9.6500              | 69 047 477.35        |
| TXIM  | CB Texim Bank AD                          | 1.00          | 36 795 036      | 3.6400              | 133 933 931.04       |
| DUH   | Doverie United Holding PLC                | 1.00          | 21 499 855      | 7.9600              | 171 138 845.80       |
| EAC   | Elana Agrocredit AD                       | 1.00          | 46 692 133      | 1.1100              | 51 828 267.63        |
| 11C   | Eleven Capital AD                         | 1.00          | 2 301 528       | 15.5000             | 35 673 684.00        |
| ELHM  | Elhim Iskra AD                            | 1.00          | 25 108 410      | 0.8000              | 20 086 728.00        |
| EMKA  | EMKA AD                                   | 1.00          | 43 399 452      | 2.0200              | 87 666 893.04        |
| ETR   | Etropal AD                                | 1.00          | 5 000 000       | 4.3000              | 21 500 000.00        |
| EUBG  | Eurohold Bulgaria AD                      | 1.00          | 260 500 000     | 1.9900              | 518 395 000.00       |
| GTH   | Galata Investment Company AD              | 1.00          | 68 571 234      | 2.5400              | 174 170 934.36       |
| GR6   | Gradus AD                                 | 1.00          | 243 608 710     | 1.0200              | 248 480 884.20       |
| CHSB  | Himsnab Bulgaria AD                       | 1.00          | 2 494 631       | 66.0000             | 164 645 646.00       |
| HCEN  | Holding Center AD                         | 1.00          | 735 910         | 40.4000             | 29 730 764.00        |
| HNVK  | Holding Nov Vek AD                        | 1.00          | 5 610 437       | 21.4000             | 120 063 351.80       |
| HSOF  | Holding Sveta Sofia AD                    | 1.00          | 9 940 391       | 3.9400              | 39 165 140.54        |
| HVAR  | Holding Varna AD                          | 1.00          | 6 485 897       | 46.4000             | 300 945 620.80       |
| HES   | Hydraulic Elements and Systems /HES/ AD   | 1.00          | 18 193 752      | 5.3500              | 97 336 573.20        |
| HIKA  | Industrial Capital Holding AD             | 1.00          | 15 864 544      | 2.5400              | 40 295 941.76        |
| IHB   | Industrial Holding Bulgaria PLC           | 1.00          | 96 808 417      | 1.7400              | 168 446 645.58       |
| IDH   | Industry Development Holding AD           | 1.00          | 9 980 925       | 3.0000              | 29 942 775.00        |
| IBG   | Investor.BG AD                            | 1.00          | 4 782 362       | 21.6000             | 103 299 019.20       |
| MSH   | M+S Hydraulic AD                          | 1.00          | 39 445 200      | 9.7000              | 382 618 440.00       |
| NLC   | Neo London Capital PLC                    | 100.00        | 99 950          | 234.0000            | 23 388 300.00        |
| NEOH  | Neochim AD                                | 1.00          | 2 654 358       | 27.0000             | 71 667 666.00        |
| ODES  | Odessos Shiprepair Yard AD                | 1.00          | 586 642         | 346.0000            | 202 978 132.00       |
| NGAZ  | Oil and Gas Exploration and Production AD | 1.00          | 12 228 062      | 3.5200              | 43 042 778.24        |
| PET   | Petrol AD                                 | 4.00          | 27 312 403      | 0.8700              | 23 761 790.61        |
| HRZ   | Rodna Zemya Holding AD                    | 1.00          | 56 010 597      | 3.1200              | 174 753 062.64       |
| HSI   | Sila Holding AD                           | 1.00          | 48 764 007      | 3.0600              | 149 217 861.42       |
| SO    | Smart Organic AD                          | 1.00          | 11 340 999      | 22.0000             | 249 501 978.00       |

# Capitalisation by Issues

December  
2024

| Issue | Issuer                                  | Nominal (BGN) | Amount (Shares) | Closing price (BGN) | Capitalisation (BGN) |
|-------|---|---------------|-----------------|---------------------|----------------------|
| SCOM  | Sofia Commerce-Pawn Brokerage AD        | 1.00          | 8 937 384       | 5.1500              | 46 027 527.60        |
| SFT   | Sopharma Trading AD                     | 1.00          | 34 276 050      | 5.8000              | 198 801 090.00       |
| SPDY  | Speedy AD                               | 1.00          | 5 377 619       | 204.0000            | 1 097 034 276.00     |
| SKEH  | SS Konstantine and Elena Holding AD     | 1.00          | 3 309 560       | 24.8000             | 82 077 088.00        |
| SPH   | Stara Planina Hold AD                   | 1.00          | 21 000 000      | 9.0000              | 189 000 000.00       |
| SNRG  | Synergon Holding AD                     | 1.00          | 18 358 849      | 0.9750              | 17 899 877.78        |
| SYN   | Synthetica AD                           | 1.00          | 3 000 000       | 70.0000             | 210 000 000.00       |
| THQM  | Tchaikapharma High Quality Medicines AD | 1.00          | 91 800 000      | 18.0000             | 1 652 400 000.00     |
| TBS   | Telelink Business Services Group AD     | 1.00          | 12 500 000      | 8.5500              | 106 875 000.00       |
| TIB   | Telematic Interactive Bulgaria AD       | 1.00          | 12 960 018      | 22.6000             | 292 896 406.80       |
| TCH   | TK-Hold PLC                             | 1.00          | 8 539 384       | 8.3000              | 70 876 887.20        |
| TOPL  | Toplivo AD                              | 1.00          | 5 416 829       | 4.0600              | 21 992 325.74        |
| T57   | Trace Group Hold AD                     | 1.00          | 24 200 000      | 5.9000              | 142 780 000.00       |
| VAM   | Velgraf Asset Management AD             | 1.00          | 68 979 758      | 4.8200              | 332 482 433.56       |
| WMG   | Web Media Group AD                      | 1.00          | 7 840 000       | 1.5800              | 12 387 200.00        |
| ZHBG  | Zarneni Hrani Bulgaria AD               | 1.00          | 195 660 287     | 0.1260              | 24 653 196.16        |
| HLEV  | Zlaten Lev Holding AD                   | 1.00          | 6 481 960       | 4.6400              | 30 076 294.40        |

## Special Purpose Vehicles Segment

| Issue | Issuer                            | Nominal (BGN) | Amount (Shares) | Closing price (BGN) | Capitalisation (BGN) |
|-------|-----------------------------------|---------------|-----------------|---------------------|----------------------|
| AKTV  | Aktiv Properties REIT             | 9.00          | 2 192 011       | 5.8500              | 12 823 264.35        |
| ALT   | Alteron REIT                      | 1.00          | 1 504 998       | 25.6000             | 38 527 948.80        |
| ATER  | Advance Terrafund REIT            | 1.00          | 85 110 091      | 3.2800              | 279 161 098.48       |
| BPF   | Bravo Property Fund REIT          | 1.00          | 36 700 000      | 1.0700              | 39 269 000.00        |
| BREF  | Bulgarian Real Estate Fund REIT   | 1.00          | 34 641 925      | 3.8400              | 133 024 992.00       |
| BRF   | Bulgarian Receivables Fund SPE    | 1.00          | 1 500 000       | 1.7000              | 2 550 000.00         |
| BSP   | Balkan and Sea Properties REIT    | 1.00          | 6 925 156       | 23.2000             | 160 663 619.20       |
| CAPM  | Capital Management SPV            | 1.00          | 1 758 296       | 84.0000             | 147 696 864.00       |
| FAM   | Finance Assistance Management SPV | 1.00          | 650 000         | 4.0200              | 2 613 000.00         |
| FPP   | FairPlay Properties REIT          | 1.00          | 78 545 400      | 0.9300              | 73 047 222.00        |
| LAND  | Bulland Investments REIT          | 1.00          | 15 008 125      | 0.9200              | 13 807 475.00        |
| PREM  | Premier Fund REIT                 | 1.00          | 1 799 999       | 13.8000             | 24 839 986.20        |
| RPF   | Roi Property Fund REIT            | 1.00          | 6 162 500       | 8.8500              | 54 538 125.00        |
| SBPF  | Super Borovetz Property Fund REIT | 1.00          | 23 379 995      | 3.1400              | 73 413 184.30        |
| SFB   | Sopharma Buildings REIT           | 1.00          | 3 899 940       | 16.5000             | 64 349 010.00        |
| SFI   | Sopharma Properties REIT          | 1.00          | 21 951 320      | 8.1000              | 177 805 692.00       |
| TTI   | Te-Trade Invest REIT              | 1.00          | 700 000         |                     |                      |



# Trade by Issues

December  
2024

## EuroBridge Market Segment

| Issue | Issuer          | Trades | Volume (lots) | Turnover (BGN) | Trading currency | Weighted & Corrected Values |            |            | Closing price | As from    |
|-------|-----------------|--------|---------------|----------------|------------------|-----------------------------|------------|------------|---------------|------------|
|       |                 |        |               |                |                  | Average price               | Min. price | Max. price |               |            |
| SLYG  | Shelly Group SE | 253    | 48 419        | 3 191 759.34   | EUR              | 33.7041                     | 33.4402    | 34.4597    | 33.6000       | 27.12.2024 |

## Premium Equities Segment

| Issue | Issuer                         | Trades | Volume (lots) | Turnover (BGN) | Trading currency | Weighted & Corrected Values |            |            | Closing price | As from    |
|-------|--------------------------------|--------|---------------|----------------|------------------|-----------------------------|------------|------------|---------------|------------|
|       |                                |        |               |                |                  | Average price               | Min. price | Max. price |               |            |
| AGH   | Agria Group Holding AD         | 72     | 11 851        | 237 911.15     | BGN              | 19.9743                     | 19.3307    | 20.1820    | 19.9000       | 23.12.2024 |
| BNR   | Wiser Technology AD            | 233    | 103 213       | 531 198.40     | BGN              | 5.1466                      | 5.0201     | 5.3931     | 5.2000        | 27.12.2024 |
| BSE   | Bulgarian Stock Exchange AD    | 122    | 254 382       | 1 996 181.20   | BGN              | 7.8472                      | 7.7067     | 7.9599     | 7.8500        | 27.12.2024 |
| CCB   | CB Central Cooperative Bank AD | 205    | 338 961       | 567 929.98     | BGN              | 1.6755                      | 1.6000     | 1.7106     | 1.6800        | 23.12.2024 |
| CHIM  | Chimimport AD                  | 133    | 233 806       | 165 799.62     | BGN              | 0.7091                      | 0.6900     | 0.7313     | 0.6900        | 27.12.2024 |
| FIB   | CB First Investment Bank AD    | 134    | 62 351        | 244 467.94     | BGN              | 3.9208                      | 3.7146     | 4.2667     | 4.3200        | 27.12.2024 |
| KBG   | Korado-Bulgaria AD             | 10     | 2 045         | 9 007.80       | BGN              | 4.4048                      | 4.2900     | 4.5000     | 4.4000        | 27.12.2024 |
| MONB  | Monbat AD                      | 15     | 3 832         | 9 965.38       | BGN              | 2.6006                      | 2.5600     | 2.6480     | 2.6400        | 23.12.2024 |
| SFA   | Sopharma AD                    | 238    | 266 039       | 1 521 247.84   | BGN              | 5.7181                      | 5.6884     | 5.7822     | 5.7800        | 27.12.2024 |
| SGH   | Sirma Group Holding AD         | 98     | 135 231       | 128 914.75     | BGN              | 0.9533                      | 0.9330     | 0.9956     | 0.9450        | 27.12.2024 |

## Standard Equities Segment

| Issue | Issuer                                  | Trades | Volume (lots) | Turnover (BGN) | Trading currency | Weighted & Corrected Values |            |            | Closing price | As from    |
|-------|---|--------|---------------|----------------|------------------|-----------------------------|------------|------------|---------------|------------|
|       |   |        |               |                |                  | Average price               | Min. price | Max. price |               |            |
| 11C   | Eleven Capital AD                       | 149    | 9 777         | 154 660.00     | BGN              | 15.8188                     | 15.2641    | 16.7590    | 15.5000       | 27.12.2024 |
| ALB   | Albena AD                               | 25     | 1 826         | 46 508.80      | BGN              | 25.4703                     | 25.0000    | 25.9016    | 25.0000       | 19.12.2024 |
| ALCM  | Alcomet AD                              | 6      | 178           | 1 180.00       | BGN              | 6.6292                      | 6.4429     | 6.7500     | 6.4000        | 23.12.2024 |
| ASKR  | Asenova Krepost AD                      | 4      | 50 000        | 780 000.00     | BGN              | 15.6000                     | 15.6000    | 15.6000    | 15.6000       | 12.12.2024 |
| BBRD  | Billboard AD                            | 12     | 15 087        | 8 061.00       | BGN              | 0.5343                      | 0.4900     | 0.5950     | 0.5950        | 27.12.2024 |
| BMTL  | Bulmetal AD                             | 31     | 4 955         | 48 175.70      | BGN              | 9.7226                      | 9.6500     | 9.8750     | 9.6500        | 27.12.2024 |
| BRP   | Bulgarian River Shipping AD             | 1      | 500           | 325.00         | BGN              | 0.6500                      | 0.6500     | 0.6500     | 0.6500        | 27.12.2024 |
| CHSB  | Himsnab Bulgaria AD                     | 34     | 3 264         | 214 974.00     | BGN              | 65.8621                     | 65.5000    | 66.0000    | 66.0000       | 20.12.2024 |
| DUH   | Doverie United Holding PLC              | 115    | 45 049        | 361 800.28     | BGN              | 8.0313                      | 7.8647     | 8.0977     | 7.9600        | 27.12.2024 |
| EAC   | Elana Agrocredit AD                     | 14     | 11 717        | 12 776.05      | BGN              | 1.0904                      | 1.0800     | 1.0923     | 1.1100        | 27.12.2024 |
| ELHM  | Elhim Iskra AD                          | 3      | 1 600         | 1 172.00       | BGN              | 0.7325                      | 0.7018     | 0.8000     | 0.8000        | 13.12.2024 |
| EMKA  | EMKA AD                                 | 12     | 6 468         | 12 951.90      | BGN              | 2.0025                      | 2.0000     | 2.0200     | 2.0200        | 23.12.2024 |
| ETR   | Etropal AD                              | 2      | 100           | 430.00         | BGN              | 4.3000                      | 4.3000     | 4.3000     | 4.3000        | 17.12.2024 |
| EUBG  | Eurohold Bulgaria AD                    | 374    | 1 103 377     | 1 792 360.00   | BGN              | 1.6244                      | 1.4187     | 1.9845     | 1.9900        | 27.12.2024 |
| GR6   | Gradus AD                               | 41     | 64 567        | 65 705.09      | BGN              | 1.0176                      | 1.0000     | 1.0500     | 1.0200        | 27.12.2024 |
| GTH   | Galata Investment Company AD            | 22     | 434 403       | 1 085 993.32   | BGN              | 2.5000                      | 2.4400     | 2.5400     | 2.5400        | 23.12.2024 |
| HCEN  | Holding Center AD                       | 1      | 10            | 404.00         | BGN              | 40.4000                     | 40.4000    | 40.4000    | 40.4000       | 02.12.2024 |
| HES   | Hydraulic Elements and Systems /HES/ AD | 17     | 48 752        | 272 624.75     | BGN              | 5.5921                      | 5.3500     | 5.6000     | 5.3500        | 23.12.2024 |
| HIKA  | Industrial Capital Holding AD           | 22     | 5 506         | 14 680.88      | BGN              | 2.6663                      | 2.6320     | 2.8000     | 2.5400        | 27.12.2024 |
| HLEV  | Zlaten Lev Holding AD                   | 22     | 17 775        | 76 508.42      | BGN              | 4.3043                      | 3.4000     | 4.6259     | 4.6400        | 23.12.2024 |
| HNVK  | Holding Nov Vek AD                      | 2      | 40            | 856.00         | BGN              | 21.4000                     | 21.4000    | 21.4000    | 21.4000       | 20.12.2024 |
| HRZ   | Rodna Zernya Holding AD                 | 20     | 172 540       | 535 974.00     | BGN              | 3.1064                      | 3.1000     | 3.1200     | 3.1200        | 20.12.2024 |
| HSI   | Sila Holding AD                         | 8      | 395 000       | 1 208 700.00   | BGN              | 3.0600                      | 3.0600     | 3.0600     | 3.0600        | 20.12.2024 |
| HSOF  | Holding Sveta Sofia AD                  | 26     | 16 030        | 60 739.90      | BGN              | 3.7891                      | 3.6000     | 3.9400     | 3.9400        | 27.12.2024 |
| HVAR  | Holding Varna AD                        | 27     | 801           | 36 983.40      | BGN              | 46.1715                     | 45.8865    | 46.4000    | 46.4000       | 18.12.2024 |
| IBG   | Investor.BG AD                          | 6      | 32 770        | 707 832.00     | BGN              | 21.6000                     | 21.6000    | 21.6000    | 21.6000       | 12.12.2024 |
| IDH   | Industry Development Holding AD         | 6      | 2 550         | 7 557.00       | BGN              | 2.9635                      | 2.9000     | 3.0000     | 3.0000        | 19.12.2024 |



# Trade by Issues

December  
2024

| Issue | Issuer                                    | Trades | Volume (lots) | Turnover (BGN) | Trading currency | Weighted & Corrected Values |            |            | Closing price | As from    |
|-------|---|--------|---------------|----------------|------------------|-----------------------------|------------|------------|---------------|------------|
|       |   |        |               |                |                  | Average price               | Min. price | Max. price |               |            |
| IHB   | Industrial Holding Bulgaria PLC           | 10     | 5 767         | 9 811.18       | BGN              | 1.7013                      | 1.7000     | 1.7122     | 1.7400        | 20.12.2024 |
| MSH   | M+S Hydraulic AD                          | 17     | 732           | 6 871.45       | BGN              | 9.3872                      | 9.3000     | 9.7000     | 9.7000        | 27.12.2024 |
| NEOH  | Neochim AD                                | 40     | 2 120         | 56 284.80      | BGN              | 26.5494                     | 25.8436    | 27.0000    | 27.0000       | 27.12.2024 |
| NGAZ  | Oil and Gas Exploration and Production AD | 11     | 2 340         | 9 081.80       | BGN              | 3.8811                      | 3.6133     | 4.2400     | 3.5200        | 23.12.2024 |
| NLC   | Neo London Capital PLC                    | 1      | 2             | 468.00         | BGN              | 234.0000                    | 234.0000   | 234.0000   | 234.0000      | 23.12.2024 |
| ODES  | Odessos Shiprepair Yard AD                | 2      | 5             | 1 712.00       | BGN              | 342.4000                    | 340.0000   | 346.0000   | 346.0000      | 23.12.2024 |
| PET   | Petrol AD                                 | 7      | 6 100         | 5 095.50       | BGN              | 0.8353                      | 0.8000     | 0.9000     | 0.8700        | 27.12.2024 |
| SCOM  | Sofia Commerce-Pawn Brokerage AD          | 51     | 13 414        | 67 858.80      | BGN              | 5.0588                      | 5.0000     | 5.1273     | 5.1500        | 23.12.2024 |
| SFT   | Sopharma Trading AD                       | 47     | 46 091        | 269 344.95     | BGN              | 5.8438                      | 5.8000     | 5.8500     | 5.8000        | 23.12.2024 |
| SKEH  | SS Konstantine and Elena Holding AD       | 2      | 13 200        | 327 360.00     | BGN              | 24.8000                     | 24.8000    | 24.8000    | 24.8000       | 11.12.2024 |
| SNRG  | Synergon Holding AD                       | 11     | 11 340        | 11 174.63      | BGN              | 0.9854                      | 0.9800     | 1.1500     | 0.9750        | 27.12.2024 |
| SO    | Smart Organic AD                          | 88     | 7 385         | 161 157.00     | BGN              | 21.8222                     | 20.6883    | 22.4000    | 22.0000       | 27.12.2024 |
| SPDY  | Speedy AD                                 | 30     | 900           | 188 936.00     | BGN              | 209.9289                    | 204.0000   | 210.0000   | 204.0000      | 27.12.2024 |
| SPH   | Stara Planina Hold AD                     | 10     | 1 283         | 11 653.70      | BGN              | 9.0832                      | 9.0000     | 9.2021     | 9.0000        | 19.12.2024 |
| SYN   | Synthetica AD                             | 10     | 62            | 4 240.00       | BGN              | 68.3871                     | 66.0000    | 70.0000    | 70.0000       | 23.12.2024 |
| T57   | Trace Group Hold AD                       | 24     | 9 970         | 58 341.90      | BGN              | 5.8517                      | 5.5478     | 6.0000     | 5.9000        | 27.12.2024 |
| TBS   | Telelink Business Services Group AD       | 59     | 13 799        | 119 590.35     | BGN              | 8.6666                      | 8.5243     | 8.8000     | 8.5500        | 27.12.2024 |
| TCH   | TK-Hold PLC                               | 9      | 1 190         | 9 553.00       | BGN              | 8.0277                      | 7.7500     | 8.1454     | 8.3000        | 27.12.2024 |
| THQM  | Tchaikapharma High Quality Medicines AD   | 19     | 2 090         | 36 800.40      | BGN              | 17.6078                     | 17.4000    | 17.9340    | 18.0000       | 27.12.2024 |
| TIB   | Telematic Interactive Bulgaria AD         | 95     | 12 341        | 263 815.80     | BGN              | 21.1499                     | 20.1171    | 22.5391    | 22.6000       | 23.12.2024 |
| TXIM  | CB Texim Bank AD                          | 1      | 100           | 364.00         | BGN              | 3.6400                      | 3.6400     | 3.6400     | 3.6400        | 09.12.2024 |
| VAM   | Velgraf Asset Management AD               | 7      | 2 949 370     | 14 215 957.00  | BGN              | 4.8200                      | 4.8000     | 4.8200     | 4.8200        | 20.12.2024 |
| WMG   | Web Media Group AD                        | 1      | 150           | 237.00         | BGN              | 1.5800                      | 1.5800     | 1.5800     | 1.5800        | 19.12.2024 |
| ZHBG  | Zarneni Hrani Bulgaria AD                 | 22     | 93 085        | 11 887.84      | BGN              | 0.1277                      | 0.1220     | 0.1310     | 0.1260        | 23.12.2024 |

## Special Purpose Vehicles Segment

| Issue | Issuer                            | Trades | Volume (lots) | Turnover (BGN) | Trading currency | Weighted & Corrected Values |            |            | Closing price | As from    |
|-------|-----------------------------------|--------|---------------|----------------|------------------|-----------------------------|------------|------------|---------------|------------|
|       |                                   |        |               |                |                  | Average price               | Min. price | Max. price |               |            |
| AKTV  | Aktiv Properties REIT             | 5      | 109 331       | 655 846.00     | BGN              | 5.9987                      | 5.8500     | 6.0500     | 5.8500        | 27.12.2024 |
| ALT   | Alteron REIT                      | 1      | 20            | 512.00         | BGN              | 25.6000                     | 25.6000    | 25.6000    | 25.6000       | 09.12.2024 |
| ATER  | Advance Terrafund REIT            | 116    | 71 284        | 231 663.63     | BGN              | 3.2499                      | 3.2242     | 3.2818     | 3.2800        | 27.12.2024 |
| BPF   | Bravo Property Fund REIT          | 5      | 2 053         | 2 169.71       | BGN              | 1.0568                      | 1.0500     | 1.0612     | 1.0700        | 23.12.2024 |
| BREF  | Bulgarian Real Estate Fund REIT   | 113    | 221 102       | 844 383.22     | BGN              | 3.8189                      | 3.7800     | 3.8600     | 3.8400        | 23.12.2024 |
| BRF   | Bulgarian Receivables Fund SPE    | 1      | 1 600         | 2 720.00       | BGN              | 1.7000                      | 1.7000     | 1.7000     | 1.7000        | 11.12.2024 |
| BSP   | Balkan and Sea Properties REIT    | 14     | 58 380        | 1 354 416.00   | BGN              | 23.2000                     | 23.2000    | 23.2000    | 23.2000       | 11.12.2024 |
| CAPM  | Capital Management SPV            | 4      | 15 000        | 1 260 000.00   | BGN              | 84.0000                     | 84.0000    | 84.0000    | 84.0000       | 12.12.2024 |
| FAM   | Finance Assistance Management SPV | 1      | 100           | 402.00         | BGN              | 4.0200                      | 4.0200     | 4.0200     | 4.0200        | 03.12.2024 |
| FPP   | FairPlay Properties REIT          | 10     | 65 241        | 59 088.43      | BGN              | 0.9057                      | 0.8650     | 0.9254     | 0.9300        | 27.12.2024 |
| LAND  | Bulland Investments REIT          | 6      | 12 700        | 11 390.00      | BGN              | 0.8969                      | 0.8965     | 0.9200     | 0.9200        | 12.12.2024 |
| PREM  | Premier Fund REIT                 | 1      | 40            | 552.00         | BGN              | 13.8000                     | 13.8000    | 13.8000    | 13.8000       | 20.12.2024 |
| RPF   | Roi Property Fund REIT            | 1      | 50            | 442.50         | BGN              | 8.8500                      | 8.8500     | 8.8500     | 8.8500        | 20.12.2024 |
| SBPF  | Super Borovetz Property Fund REIT | 4      | 300 000       | 942 000.00     | BGN              | 3.1400                      | 3.1400     | 3.1400     | 3.1400        | 12.12.2024 |
| SFB   | Sopharma Buildings REIT           | 32     | 3 775         | 63 054.00      | BGN              | 16.7031                     | 16.0000    | 18.2967    | 16.5000       | 27.12.2024 |
| SFI   | Sopharma Properties REIT          | 54     | 4 745         | 38 520.90      | BGN              | 8.1182                      | 8.0388     | 9.0000     | 8.1000        | 27.12.2024 |

# Trade by Issues

December  
2024

## Bonds Segment

| Issue | Issuer                               | Trades | Volume (lots) | Turnover (BGN) | Trading currency | Clean Prices (% of nominal) |            |            |               | As from    |
|-------|--------------------------------------|--------|---------------|----------------|------------------|-----------------------------|------------|------------|---------------|------------|
|       |                                      |        |               |                |                  | Average price               | Min. price | Max. price | Closing price |            |
| 5L3A  | Chernomorski Holding AD              | 2      | 130           | 39 990.30      | BGN              | 101.5000                    | 101.5000   | 101.5000   | 101.5000      | 23.12.2024 |
| ADRB  | Adara JSC                            | 4      | 9 965         | 10 162 568.36  | BGN              | 100.1000                    | 100.1000   | 100.1000   | 100.1000      | 17.12.2024 |
| BAMB  | CB Bulgarian American Credit Bank AD | 2      | 2             | 195 871.86     | EUR              | 99.0000                     | 99.0000    | 99.0000    | 99.0000       | 20.12.2024 |
| BESB  | Besatur AD                           | 1      | 2 270         | 2 289 519.95   | BGN              | 100.1000                    | 100.1000   | 100.1000   | 100.1000      | 17.12.2024 |
| BINB  | Bulfinance Investment AD             | 3      | 515           | 1 019 417.83   | EUR              | 100.1000                    | 100.1000   | 100.1000   | 100.1000      | 17.12.2024 |
| BSPB  | Balkan and Sea Properties REIT       | 2      | 50            | 50 581.91      | BGN              | 100.5000                    | 100.5000   | 100.5000   | 100.5000      | 20.12.2024 |
| ECHB  | Elea Capital Holding AD              | 1      | 92            | 180 672.44     | EUR              | 100.2000                    | 100.2000   | 100.2000   | 100.2000      | 20.12.2024 |
| EUBA  | Eurohold Bulgaria AD                 | 3      | 3             | 5 941.73       | EUR              | 100.3300                    | 100.0000   | 101.0000   | 100.0000      | 23.12.2024 |
| FASB  | Financial Assets AD                  | 2      | 1 840         | 1 846 328.47   | BGN              | 100.1000                    | 100.1000   | 100.1000   | 100.1000      | 16.12.2024 |
| FPMB  | Finance Plus Management Holding AD   | 4      | 800           | 1 631 311.85   | EUR              | 100.5000                    | 100.5000   | 100.5000   | 100.5000      | 06.12.2024 |
| GAMB  | Severcoop Gamza Holding AD           | 1      | 1 175         | 1 203 934.38   | BGN              | 100.1000                    | 100.1000   | 100.1000   | 100.1000      | 16.12.2024 |
| HCEB  | Holding Center AD                    | 1      | 420           | 825 175.46     | EUR              | 100.1000                    | 100.1000   | 100.1000   | 100.1000      | 17.12.2024 |
| HLEA  | Zlaten Lev Holding AD                | 2      | 1 600         | 1 604 778.08   | BGN              | 100.1000                    | 100.1000   | 100.1000   | 100.1000      | 20.12.2024 |
| HNVB  | Holding Nov Vek AD                   | 1      | 3 095         | 3 107 127.74   | BGN              | 100.1000                    | 100.1000   | 100.1000   | 100.1000      | 16.12.2024 |
| HSIB  | Sila Holding AD                      | 1      | 585           | 596 321.56     | BGN              | 100.1000                    | 100.1000   | 100.1000   | 100.1000      | 17.12.2024 |
| KAMB  | Kambana Invest EAD                   | 2      | 75            | 148 007.87     | EUR              | 100.0000                    | 100.0000   | 100.0000   | 100.0000      | 20.12.2024 |
| KBAB  | KB Agro Industry EAD                 | 2      | 198           | 204 045.33     | BGN              | 100.4500                    | 100.4500   | 100.4500   | 100.4500      | 16.12.2024 |
| MCOB  | M Car Group AD                       | 1      | 68            | 68 081.55      | BGN              | 100.1000                    | 100.1000   | 100.1000   | 100.1000      | 20.12.2024 |
| NICB  | New Industrial Company AD            | 2      | 3 470         | 3 522 183.65   | BGN              | 100.1000                    | 100.1000   | 100.1000   | 100.1000      | 17.12.2024 |
| PCHB  | Phoenix Capital Holding AD           | 2      | 2 285         | 4 499 011.91   | EUR              | 100.1000                    | 100.1000   | 100.1000   | 100.1000      | 18.12.2024 |
| SEVB  | Sever Holding AD                     | 1      | 2 170         | 2 218 256.82   | BGN              | 100.5000                    | 100.5000   | 100.5000   | 100.5000      | 12.12.2024 |
| SIHB  | Sinergy Invest Holding AD            | 3      | 4 860         | 4 961 418.98   | BGN              | 100.1000                    | 100.1000   | 100.1000   | 100.1000      | 18.12.2024 |
| STCB  | Student Center AD                    | 1      | 420           | 826 146.03     | EUR              | 100.1000                    | 100.1000   | 100.1000   | 100.1000      | 17.12.2024 |
| USHB  | Ustrem Holding AD                    | 2      | 6 680         | 6 803 898.45   | BGN              | 100.1000                    | 100.1000   | 100.1000   | 100.1000      | 27.12.2024 |
| VAMC  | Velgraf Asset Management AD          | 2      | 800           | 1 585 079.57   | EUR              | 100.1000                    | 100.1000   | 100.1000   | 100.1000      | 27.12.2024 |
| VRSA  | Varna rialtis EAD                    | 1      | 1 995         | 2 043 059.88   | BGN              | 100.1000                    | 100.1000   | 100.1000   | 100.1000      | 16.12.2024 |
| ZAFB  | Zagora Fininvest AD                  | 1      | 390           | 395 423.52     | BGN              | 100.1000                    | 100.1000   | 100.1000   | 100.1000      | 17.12.2024 |

## Exchange Traded Products Segment

| Issue | Issuer                           | Trades | Volume (lots) | Turnover (BGN) | Trading currency | Weighted Values |            |            | Closing price | As from    |
|-------|----------------------------------|--------|---------------|----------------|------------------|-----------------|------------|------------|---------------|------------|
|       |                                  |        |               |                |                  | Average price   | Min. price | Max. price |               |            |
| ALFW  | Alpha Bulgaria AD                | 4      | 1 081 900     | 1 025 945.00   | BGN              | 0.9483          | 0.9400     | 0.9500     | 0.9500        | 27.12.2024 |
| BGX   | Expat Bulgaria SOFIX UCITS ETF   | 18     | 91 180        | 107 505.47     | BGN              | 1.1791          | 1.1682     | 1.2090     | 1.2120        | 23.12.2024 |
| BGXS  | Expat Bulgaria Short SOFIX       | 4      | 19 333        | 9 736.17       | BGN              | 0.5036          | 0.5036     | 0.5036     | 0.5020        | 11.12.2024 |
| CCR7  | Concord Fund-7 South-East Europe | 12     | 49 000        | 700 700.00     | BGN              | 14.3000         | 14.3000    | 14.3000    | 14.3000       | 16.12.2024 |
| DYN   | NIF Dynamic                      | 11     | 34 760        | 410 168.00     | BGN              | 11.8000         | 11.8000    | 11.8000    | 11.8000       | 16.12.2024 |
| EUBW  | Eurohold Bulgaria AD             | 26     | 60 096 361    | 120 192 722.00 | BGN              | 2.0000          | 2.0000     | 2.0000     | 2.0000        | 23.12.2024 |
| GLDX  | Expat Gold                       | 12     | 19 887        | 58 000.03      | EUR              | 1.4912          | 1.4640     | 1.5443     | 1.4640        | 27.12.2024 |
| ROX   | Expat Romania BET UCITS ETF      | 2      | 2 908         | 11 509.58      | EUR              | 2.0237          | 1.9690     | 2.0350     | 2.0350        | 20.12.2024 |

## Subscription Rights Segment

| Issue | Issuer                           | Trades | Volume (lots) | Turnover (BGN) | Trading currency | Weighted Values |            |            | Closing price | As from    |
|-------|----------------------------------|--------|---------------|----------------|------------------|-----------------|------------|------------|---------------|------------|
|       |                                  |        |               |                |                  | Average price   | Min. price | Max. price |               |            |
| BPI1  | Bolkan Property Instruments REIT | 1      | 43 350        | 433.50         | BGN              | 0.0100          | 0.0100     | 0.0100     | 0.0100        | 16.12.2024 |
| DOB1  | Dobrudzha Holding AD             | 25     | 161 012       | 1 288.10       | BGN              | 0.0080          | 0.0080     | 0.0080     | 0.0080        | 19.12.2024 |
| EUB2  | Eurohold Bulgaria AD             | 1      | 65 283 625    | 130 567.25     | BGN              | 0.0020          | 0.0020     | 0.0020     | 0.0020        | 04.12.2024 |
| SEV1  | Sever Holding AD                 | 7      | 368 083       | 8 681.83       | BGN              | 0.0236          | 0.0230     | 1.0000     | 0.0230        | 17.12.2024 |

# Trade by Issues

December  
2024

## Compensatory Instruments Segment

| Issue | Issuer   | Trades | Volume (lots) | Turnover (BGN) | Trading currency | Weighted Values |            |            | Closing price | As from    |
|-------|--|--------|---------------|----------------|------------------|-----------------|------------|------------|---------------|------------|
|       |  |        |               |                |                  | Average price   | Min. price | Max. price |               |            |
| BLKB  | Housing compensation notes under the CONP Act                      | 3      | 6 500         | 2 584.50       | BGN              | 0.3976          | 0.3960     | 0.4030     | 0.4030        | 27.12.2024 |
| BLKC  | Registered compensation vouchers under the OUFL Act and RLFLFF Act | 55     | 231 540       | 174 140.61     | BGN              | 0.7521          | 0.7316     | 0.7990     | 0.7400        | 23.12.2024 |
| BLKD  | Compensation notes under the CONP Act                              | 14     | 181 814       | 78 072.23      | BGN              | 0.4294          | 0.4093     | 0.4334     | 0.4200        | 17.12.2024 |

**Government Securities Segment (No trades in the reported period)**

**IPO Segment (No trades in the reported period)**

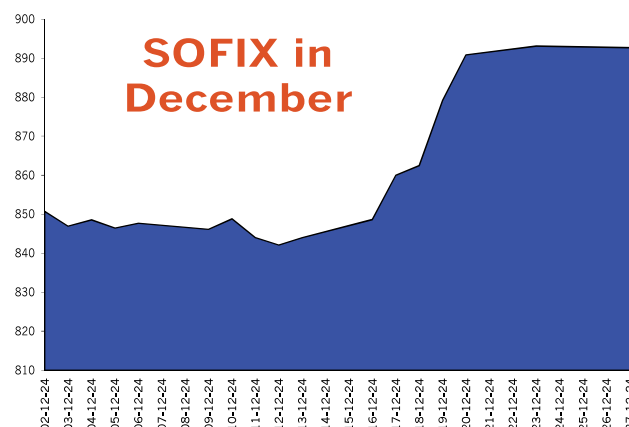
**Privatisation Segment (No trades in the reported period)**

## Total trading statistics on a regulated market with indices components

| Index   | Volume Traded       |                   | Value Traded         |                     | Trades       |                 |
|---------|---------------------|-------------------|----------------------|---------------------|--------------|-----------------|
|         | Total volume (lots) | % of total volume | Total turnover (BGN) | % of total turnover | All trades # | % of all trades |
| SOFIX   | 2 850 461           | 36.02%            | 11 603 523.35        | 33.89%              | 2 061        | 64.33%          |
| BGBX 40 | 6 656 903           | 84.11%            | 29 044 808.73        | 84.83%              | 3 094        | 96.57%          |
| BG REIT | 654 598             | 8.27%             | 3 436 328.35         | 10.04%              | 282          | 8.80%           |
| BG TR30 | 6 955 577           | 87.88%            | 30 889 543.31        | 90.22%              | 2 713        | 84.68%          |

## Market capitalisation of indices components

| Index   | Total (BGN)      | % of total capitalization |
|---------|------------------|---------------------------|
| SOFIX   | 5 195 383 367.61 | 37.27%                    |
| BGBX 40 | 9 516 274 256.10 | 68.26%                    |
| BG REIT | 822 241 257.98   | 5.90%                     |
| BG TR30 | 7 929 723 199.11 | 56.88%                    |

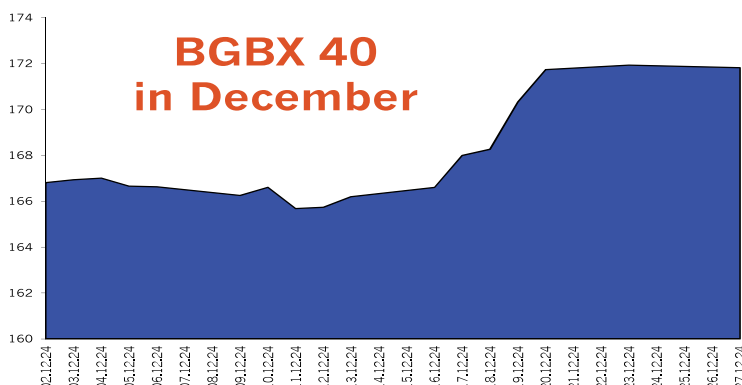


## SOFIX Components

| Issuer                          | Min. price | Max. price | Price currency | Volume (lots) | Trades | Turnover (BGN) |
|---------------------------------|------------|------------|----------------|---------------|--------|----------------|
| Agria Group Holding AD          | 19.3500    | 20.4000    | BGN            | 11 851        | 72     | 237 911.15     |
| Advance Terrafund REIT          | 3.2200     | 3.2900     | BGN            | 71 284        | 116    | 231 663.63     |
| Bulgarian Stock Exchange AD     | 7.6500     | 8.0500     | BGN            | 254 382       | 122    | 1 996 181.20   |
| Doverie United Holding PLC      | 7.8000     | 8.1000     | BGN            | 45 049        | 115    | 361 800.28     |
| Eurohold Bulgaria AD            | 1.4100     | 1.9900     | BGN            | 1 103 377     | 374    | 1 792 360.00   |
| Elana Agrocredit AD             | 1.0800     | 1.1100     | BGN            | 11 717        | 14     | 12 776.05      |
| Sirma Group Holding AD          | 0.9200     | 1.0000     | BGN            | 135 231       | 98     | 128 914.75     |
| Sopharma AD                     | 5.6400     | 5.8600     | BGN            | 266 039       | 238    | 1 521 247.84   |
| Sopharma Trading AD             | 5.8000     | 5.8500     | BGN            | 46 091        | 47     | 269 344.95     |
| CB First Investment Bank AD     | 3.7000     | 4.3200     | BGN            | 62 351        | 134    | 244 467.94     |
| CB Central Cooperative Bank AD  | 1.6000     | 1.7200     | BGN            | 338 961       | 205    | 567 929.98     |
| Bulgarian Real Estate Fund REIT | 3.7400     | 3.9200     | BGN            | 221 102       | 113    | 844 383.22     |
| Chimimport AD                   | 0.6900     | 0.7550     | BGN            | 233 806       | 133    | 165 799.62     |
| Holding Varna AD                | 45.4000    | 46.4000    | BGN            | 801           | 27     | 36 983.40      |
| Shelly Group SE                 | 33.1000    | 34.6000    | EUR            | 48 419        | 253    | 3 191 759.34   |

## BGBX 40 Components

| Issuer                                  | Min. price | Max. price | Price currency | Volume (lots) | Trades | Turnover (BGN) |
|---|------------|------------|----------------|---------------|--------|----------------|
| Agria Group Holding AD                  | 19.3500    | 20.4000    | BGN            | 11 851        | 72     | 237 911.15     |
| Advance Terrafund REIT                  | 3.2200     | 3.2900     | BGN            | 71 284        | 116    | 231 663.63     |
| Albena AD                               | 25.0000    | 26.2000    | BGN            | 1 826         | 25     | 46 508.80      |
| Alcomet AD                              | 6.4000     | 6.7500     | BGN            | 178           | 6      | 1 180.00       |
| Bulgarian Stock Exchange AD             | 7.6500     | 8.0500     | BGN            | 254 382       | 122    | 1 996 181.20   |
| Velgraf Asset Management AD             | 4.8000     | 4.8200     | BGN            | 2 949 370     | 7      | 14 215 957.00  |
| Gradus AD                               | 1.0000     | 1.0700     | BGN            | 64 567        | 41     | 65 705.09      |
| Doverie United Holding PLC              | 7.8000     | 8.1000     | BGN            | 45 049        | 115    | 361 800.28     |
| Eurohold Bulgaria AD                    | 1.4100     | 1.9900     | BGN            | 1 103 377     | 374    | 1 792 360.00   |
| Elana Agrocredit AD                     | 1.0800     | 1.1100     | BGN            | 11 717        | 14     | 12 776.05      |
| EMKA AD                                 | 2.0000     | 2.0200     | BGN            | 6 468         | 12     | 12 951.90      |
| Zarneni Hrani Bulgaria AD               | 0.1220     | 0.1310     | BGN            | 93 085        | 22     | 11 887.84      |
| Eleven Capital AD                       | 15.2000    | 16.8000    | BGN            | 9 777         | 149    | 154 660.00     |
| Galata Investment Company AD            | 2.4400     | 2.5400     | BGN            | 434 403       | 22     | 1 085 993.32   |
| Industrial Holding Bulgaria PLC         | 1.7000     | 1.7400     | BGN            | 5 767         | 10     | 9 811.18       |
| Korado-Bulgaria AD                      | 4.2600     | 4.5000     | BGN            | 2 045         | 10     | 9 007.80       |
| Monbat AD                               | 2.5600     | 2.6600     | BGN            | 3 832         | 15     | 9 965.38       |
| M+S Hydraulic AD                        | 9.2500     | 9.7000     | BGN            | 732           | 17     | 6 871.45       |
| Neochim AD                              | 25.2000    | 27.0000    | BGN            | 2 120         | 40     | 56 284.80      |
| Petrol AD                               | 0.8000     | 0.9000     | BGN            | 6 100         | 7      | 5 095.50       |
| Synergon Holding AD                     | 0.9750     | 1.1500     | BGN            | 11 340        | 11     | 11 174.63      |
| Sirma Group Holding AD                  | 0.9200     | 1.0000     | BGN            | 135 231       | 98     | 128 914.75     |
| Smart Organic AD                        | 20.6000    | 22.4000    | BGN            | 7 385         | 88     | 161 157.00     |
| Sopharma AD                             | 5.6400     | 5.8600     | BGN            | 266 039       | 238    | 1 521 247.84   |
| Sopharma Buildings REIT                 | 13.8000    | 19.0000    | BGN            | 3 775         | 32     | 63 054.00      |
| Sopharma Trading AD                     | 5.8000     | 5.8500     | BGN            | 46 091        | 47     | 269 344.95     |
| Sofia Commerce-Pawn Brokerage AD        | 5.0000     | 5.1500     | BGN            | 13 414        | 51     | 67 858.80      |
| Speedy AD                               | 204.0000   | 210.0000   | BGN            | 900           | 30     | 188 936.00     |
| Stara Planina Hold AD                   | 9.0000     | 9.3000     | BGN            | 1 283         | 10     | 11 653.70      |
| CB First Investment Bank AD             | 3.7000     | 4.3200     | BGN            | 62 351        | 134    | 244 467.94     |
| CB Central Cooperative Bank AD          | 1.6000     | 1.7200     | BGN            | 338 961       | 205    | 567 929.98     |
| Telelink Business Services Group AD     | 8.5000     | 8.9500     | BGN            | 13 799        | 59     | 119 590.35     |
| Telematic Interactive Bulgaria AD       | 20.0000    | 23.6000    | BGN            | 12 341        | 95     | 263 815.80     |
| Trace Group Hold AD                     | 5.5000     | 6.0000     | BGN            | 9 970         | 24     | 58 341.90      |
| Wiser Technology AD                     | 5.0000     | 5.4500     | BGN            | 103 213       | 233    | 531 198.40     |
| Bulgarian Real Estate Fund REIT         | 3.7400     | 3.9200     | BGN            | 221 102       | 113    | 844 383.22     |
| Hydraulic Elements and Systems /HES/ AD | 5.3500     | 5.6000     | BGN            | 48 752        | 17     | 272 624.75     |
| Chimimport AD                           | 0.6900     | 0.7550     | BGN            | 233 806       | 133    | 165 799.62     |
| Holding Varna AD                        | 45.4000    | 46.4000    | BGN            | 801           | 27     | 36 983.40      |
| Shelly Group SE                         | 33.1000    | 34.6000    | EUR            | 48 419        | 253    | 3 191 759.34   |

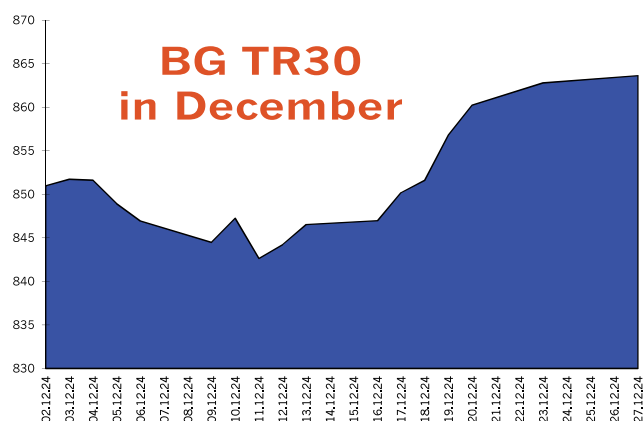
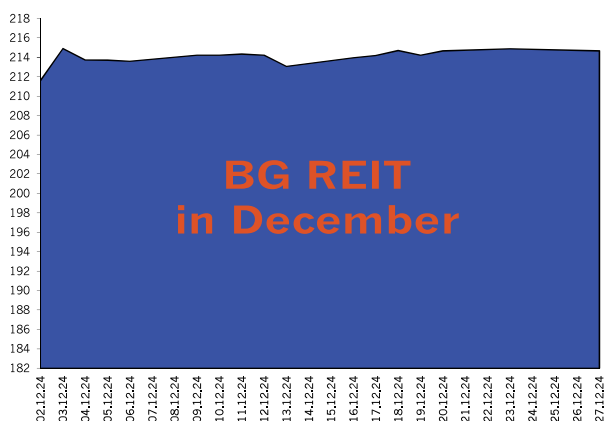


## BG REIT Components

| Issuer                            | Min. price | Max. price | Price currency | Volume (lots) | Trades | Turnover (BGN) |
|-----------------------------------|------------|------------|----------------|---------------|--------|----------------|
| Advance Terrafund REIT            | 3.2200     | 3.2900     | BGN            | 71 284        | 116    | 231 663.63     |
| Balkan and Sea Properties REIT    | 23.2000    | 23.2000    | BGN            | 58 380        | 14     | 1 354 416.00   |
| Grand Vision Properties REIT      | 51.0000    | 53.0000    | BGN            | 7             | 2      | 369.00         |
| Roi Property Fund REIT            | 8.8500     | 8.8500     | BGN            | 50            | 1      | 442.50         |
| Sopharma Buildings REIT           | 13.8000    | 19.0000    | BGN            | 3 775         | 32     | 63 054.00      |
| Super Borovetz Property Fund REIT | 3.1400     | 3.1400     | BGN            | 300 000       | 4      | 942 000.00     |
| Bulgarian Real Estate Fund REIT   | 3.7400     | 3.9200     | BGN            | 221 102       | 113    | 844 383.22     |

## BG TR30 Components

| Issuer                            | Min. price | Max. price | Price currency | Volume (lots) | Trades | Turnover (BGN) |
|-----------------------------------|------------|------------|----------------|---------------|--------|----------------|
| Agria Group Holding AD            | 19.3500    | 20.4000    | BGN            | 11 851        | 72     | 237 911.15     |
| Advance Terrafund REIT            | 3.2200     | 3.2900     | BGN            | 71 284        | 116    | 231 663.63     |
| Balkan and Sea Properties REIT    | 23.2000    | 23.2000    | BGN            | 58 380        | 14     | 1 354 416.00   |
| Bulgarian Stock Exchange AD       | 7.6500     | 8.0500     | BGN            | 254 382       | 122    | 1 996 181.20   |
| Velgraf Asset Management AD       | 4.8000     | 4.8200     | BGN            | 2 949 370     | 7      | 14 215 957.00  |
| Gradus AD                         | 1.0000     | 1.0700     | BGN            | 64 567        | 41     | 65 705.09      |
| Doverie United Holding PLC        | 7.8000     | 8.1000     | BGN            | 45 049        | 115    | 361 800.28     |
| Eurohold Bulgaria AD              | 1.4100     | 1.9900     | BGN            | 1 103 377     | 374    | 1 792 360.00   |
| Elana Agrocredit AD               | 1.0800     | 1.1100     | BGN            | 11 717        | 14     | 12 776.05      |
| Eleven Capital AD                 | 15.2000    | 16.8000    | BGN            | 9 777         | 149    | 154 660.00     |
| Galata Investment Company AD      | 2.4400     | 2.5400     | BGN            | 434 403       | 22     | 1 085 993.32   |
| M+S Hydraulic AD                  | 9.2500     | 9.7000     | BGN            | 732           | 17     | 6 871.45       |
| Rodna Zemya Holding AD            | 3.1000     | 3.1200     | BGN            | 172 540       | 20     | 535 974.00     |
| Synthetica AD                     | 66.0000    | 70.0000    | BGN            | 62            | 10     | 4 240.00       |
| Sirma Group Holding AD            | 0.9200     | 1.0000     | BGN            | 135 231       | 98     | 128 914.75     |
| Smart Organic AD                  | 20.6000    | 22.4000    | BGN            | 7 385         | 88     | 161 157.00     |
| Sopharma AD                       | 5.6400     | 5.8600     | BGN            | 266 039       | 238    | 1 521 247.84   |
| Sopharma Trading AD               | 5.8000     | 5.8500     | BGN            | 46 091        | 47     | 269 344.95     |
| Stara Planina Hold AD             | 9.0000     | 9.3000     | BGN            | 1 283         | 10     | 11 653.70      |
| Super Borovetz Property Fund REIT | 3.1400     | 3.1400     | BGN            | 300 000       | 4      | 942 000.00     |
| CB First Investment Bank AD       | 3.7000     | 4.3200     | BGN            | 62 351        | 134    | 244 467.94     |
| CB Texim Bank AD                  | 3.6400     | 3.6400     | BGN            | 100           | 1      | 364.00         |
| CB Central Cooperative Bank AD    | 1.6000     | 1.7200     | BGN            | 338 961       | 205    | 567 929.98     |
| Wiser Technology AD               | 5.0000     | 5.4500     | BGN            | 103 213       | 233    | 531 198.40     |
| Bulgarian Real Estate Fund REIT   | 3.7400     | 3.9200     | BGN            | 221 102       | 113    | 844 383.22     |
| Chimimport AD                     | 0.6900     | 0.7550     | BGN            | 233 806       | 133    | 165 799.62     |
| Himsnab Bulgaria AD               | 65.5000    | 66.0000    | BGN            | 3 264         | 34     | 214 974.00     |
| Holding Varna AD                  | 45.4000    | 46.4000    | BGN            | 801           | 27     | 36 983.40      |
| Holding Nov Vek AD                | 21.4000    | 21.4000    | BGN            | 40            | 2      | 856.00         |
| Shelly Group SE                   | 33.1000    | 34.6000    | EUR            | 48 419        | 253    | 3 191 759.34   |



### EuroBridge Market Segment\* (based on non-consolidated reports\*\*)

| Issue | Issuer          | P / E  | P / S | P / B | P / EBIT | ROA  | EBIT / Total Asts. | ROE  | EBIT / Equity | Current Ratio | Debt / Equity | Assets Turnover |
|-------|-----------------|--------|-------|-------|----------|------|--------------------|------|---------------|---------------|---------------|-----------------|
| SLYG  | Shelly Group SE | 120.08 | 83.89 | 37.50 | 119.52   | 0.31 | 0.31               | 0.33 | 0.33          | 26.44         | 0.02          | 0.44            |

### EuroBridge Market Segment\* (based on consolidated reports\*\*)

| Issue | Issuer          | P / E | P / S | P / B | P / EBIT | ROA  | EBIT / Total Asts. | ROE  | EBIT / Equity | Current Ratio | Debt / Equity | Assets Turnover |
|-------|-----------------|-------|-------|-------|----------|------|--------------------|------|---------------|---------------|---------------|-----------------|
| SLYG  | Shelly Group SE | 29.26 | 6.32  | 9.12  | 25.76    | 0.31 | 0.34               | 0.35 | 0.39          | 8.04          | 0.11          | 1.44            |

### Premium Equities Segment\* (based on non-consolidated reports\*\*)

| Issue | Issuer                         | P / E | P / S | P / B | P / EBIT | ROA  | EBIT / Total Asts. | ROE  | EBIT / Equity | Current Ratio | Debt / Equity | Assets Turnover |
|-------|--------------------------------|-------|-------|-------|----------|------|--------------------|------|---------------|---------------|---------------|-----------------|
| AGH   | Agria Group Holding AD         | 11.33 | 6.59  | 1.18  | 7.55     | 0.06 | 0.08               | 0.11 | 0.16          | 0.22          | 0.46          | 0.10            |
| BSE   | Bulgarian Stock Exchange AD    | 11.67 | 5.98  | 5.40  | 10.78    | 0.27 | 0.27               | 0.31 | 0.32          | 5.94          | 0.10          | 0.52            |
| CCB   | CB Central Cooperative Bank AD | 2.09  | 0.76  | 0.25  |          | 0.01 |                    | 0.13 |               |               | 0.90          |                 |
| FIB   | CB First Investment Bank AD    | 7.43  | 1.20  | 0.41  |          | 0.01 |                    | 0.06 |               |               | 0.89          |                 |
| CHIM  | Chimimport AD                  | 8.81  | 2.74  | 0.14  | 5.56     | 0.01 | 0.02               | 0.02 | 0.03          | 1.94          | 0.15          | 0.04            |
| KBG   | Korado-Bulgaria AD             | 18.73 | 1.59  | 2.49  | 12.07    | 0.10 | 0.12               | 0.13 | 0.15          | 2.39          | 0.25          | 1.14            |
| MONB  | Monbat AD                      | 16.33 | 0.33  | 0.62  | 3.73     | 0.02 | 0.06               | 0.04 | 0.13          | 1.27          | 0.52          | 0.88            |
| SGH   | Sirma Group Holding AD         | 49.90 | 10.70 | 0.77  | 36.65    | 0.01 | 0.01               | 0.02 | 0.01          | 4.37          | 0.20          | 0.06            |
| SFA   | Sopharma AD                    | 25.51 | 3.43  | 1.55  | 14.94    | 0.04 | 0.05               | 0.06 | 0.07          | 3.20          | 0.19          | 0.33            |
| BNR   | Wiser Technology AD            |       | 83.87 | 1.75  |          |      |                    |      |               | 0.60          | 0.50          | 0.01            |

### Premium Equities Segment\* (based on consolidated reports\*\*)

| Issue | Issuer                         | P / E  | P / S | P / B | P / EBIT | ROA  | EBIT / Total Asts. | ROE  | EBIT / Equity | Current Ratio | Debt / Equity | Assets Turnover |
|-------|--------------------------------|--------|-------|-------|----------|------|--------------------|------|---------------|---------------|---------------|-----------------|
| AGH   | Agria Group Holding AD         |        | 0.21  | 0.43  | 4.31     |      | 0.02               |      | 0.04          | 1.04          | 0.58          | 0.92            |
| BSE   | Bulgarian Stock Exchange AD    | 3.87   | 1.91  | 2.37  | 3.29     | 0.04 | 0.04               | 0.44 | 0.50          | 1.06          | 0.91          | 0.08            |
| CCB   | CB Central Cooperative Bank AD | 2.08   | 0.66  | 0.25  |          | 0.01 |                    | 0.13 |               |               | 0.91          |                 |
| FIB   | CB First Investment Bank AD    | 5.84   | 1.05  | 0.38  |          | 0.01 |                    | 0.07 |               |               | 0.89          |                 |
| CHIM  | Chimimport AD                  | 1.80   | 0.01  | 0.10  | 0.62     | 0.01 | 0.01               | 0.06 | 0.10          | 1.31          | 0.86          | 1.14            |
| MONB  | Monbat AD                      | 139.66 | 0.28  | 0.49  | 2.24     | 0.00 | 0.05               | 0.00 | 0.10          | 1.31          | 0.53          | 0.75            |
| SGH   | Sirma Group Holding AD         |        | 0.66  | 0.80  | 536.62   |      |                    |      |               | 2.34          | 0.17          | 0.90            |
| SFA   | Sopharma AD                    | 12.34  | 0.49  | 1.27  | 6.12     | 0.05 | 0.07               | 0.11 | 0.14          | 1.43          | 0.47          | 1.35            |
| BNR   | Wiser Technology AD            |        | 1.73  | 1.81  |          |      |                    |      |               | 0.72          | 0.61          | 0.61            |

### Standard Equities Segment\* (based on non-consolidated reports\*\*)

| Issue | Issuer                      | P / E  | P / S | P / B | P / EBIT | ROA  | EBIT / Total Asts. | ROE  | EBIT / Equity | Current Ratio | Debt / Equity | Assets Turnover |
|-------|-----------------------------|--------|-------|-------|----------|------|--------------------|------|---------------|---------------|---------------|-----------------|
| ALB   | Albena AD                   | 12.01  | 1.07  | 0.22  | 3.95     | 0.01 | 0.02               | 0.02 | 0.03          | 1.37          | 0.18          | 0.17            |
| ALCM  | Alcomet AD                  |        | 0.23  | 0.40  | 5.42     |      |                    |      |               | 1.29          | 0.42          | 1.04            |
| ALFB  | Alpha Bulgaria AD           |        |       | 2.26  |          |      |                    |      |               | 4.54          | 0.01          |                 |
| ASKR  | Asenova Krepost AD          | 354.59 | 3.52  | 1.71  | 31.97    | 0.00 | 0.02               | 0.00 | 0.03          | 8.92          | 0.40          | 0.29            |
| BBRD  | Billboard AD                | 5.62   | 0.73  | 0.73  | 2.85     | 0.08 | 0.09               | 0.14 | 0.17          | 0.93          | 0.43          | 0.59            |
| BRP   | Bulgarian River Shipping AD |        | 1.23  | 0.30  | 55.00    |      |                    |      |               | 1.74          | 0.07          | 0.22            |
| BMTL  | Bulmetal AD                 |        |       | 1.08  |          | 0.03 | 0.06               | 0.06 | 0.10          | 1.14          | 0.42          | 0.78            |
| TXIM  | CB Texim Bank AD            | 50.62  | 5.15  | 1.95  |          | 0.00 |                    | 0.04 |               |               | 0.90          |                 |
| DUH   | Doverie United Holding PLC  | 25.29  | 8.06  | 3.24  | 21.46    | 0.08 | 0.09               | 0.14 | 0.16          | 0.96          | 0.42          | 0.24            |
| EAC   | Elana Agrocredit AD         | 15.72  | 5.12  | 0.95  | 7.61     | 0.03 | 0.07               | 0.06 | 0.12          | 4.28          | 0.43          | 0.10            |
| 11C   | Eleven Capital AD           | 4.87   | 4.01  | 0.85  | 4.22     | 0.18 | 0.20               | 0.19 | 0.22          | 2.15          | 0.08          | 0.21            |
| ELHM  | Elhim Iskra AD              |        | 0.56  | 0.56  |          |      |                    |      |               | 11.62         | 0.11          | 0.85            |

\* Ratios are calculated on the base of the last weighted-average price as of the end of the month

\*\* Financial reports data (ttm)

Methodology for Calculation of Financial Ratios is available at [http://download.bse-sofia.bg/pdf/methodology\\_en.pdf](http://download.bse-sofia.bg/pdf/methodology_en.pdf)

# Financial Ratios

December  
2024

| Issue | Issuer                                    | P / E   | P / S  | P / B | P / EBIT | ROA  | EBIT / Total Asts. | ROE  | EBIT / Equity | Current Ratio | Debt / Equity | Assets Turnover |
|-------|---|---------|--------|-------|----------|------|--------------------|------|---------------|---------------|---------------|-----------------|
| EMKA  | EMKA AD                                   | 10.16   | 0.58   | 1.33  | 7.40     | 0.13 | 0.14               | 0.14 | 0.15          | 20.01         | 0.05          | 2.23            |
| ETR   | Etropal AD                                | 60.73   | 1.45   | 2.39  | 13.84    | 0.02 | 0.04               | 0.04 | 0.08          | 0.73          | 0.49          | 0.81            |
| EUBG  | Eurohold Bulgaria AD                      |         | 10.53  | 2.41  | 43.97    |      | 0.02               |      | 0.05          | 0.39          | 0.68          | 0.08            |
| GTH   | Galata Investment Company AD              | 1476.02 | 104.29 | 2.22  | 1439.42  | 0.00 | 0.00               | 0.00 | 0.00          | 81.69         |               | 0.02            |
| GR6   | Gradus AD                                 | 1626.83 | 177.01 | 0.79  | 870.70   | 0.00 | 0.00               | 0.00 | 0.00          | 329.81        |               |                 |
| CHSB  | Himsnab Bulgaria AD                       | 13.88   | 95.13  | 1.61  | 16.93    | 0.10 | 0.08               | 0.12 | 0.10          | 3.64          | 0.19          | 0.01            |
| HCEN  | Holding Center AD                         | 258.56  | 9.00   | 1.11  | 14.68    | 0.00 | 0.03               | 0.00 | 0.08          | 1.85          | 0.63          | 0.05            |
| HNVK  | Holding Nov Vek AD                        | 104.58  | 21.96  | 1.88  | 28.48    | 0.01 | 0.03               | 0.02 | 0.07          | 2.06          | 0.56          | 0.04            |
| HSOF  | Holding Sveta Sofia AD                    |         | 10.18  | 1.07  | 11.15    | 0.00 | 0.03               |      | 0.09          | 1.06          | 0.70          | 0.03            |
| HVAR  | Holding Varna AD                          | 67.24   | 35.12  | 1.45  | 41.32    | 0.02 | 0.03               | 0.02 | 0.03          | 1.53          | 0.19          | 0.03            |
| HES   | Hydraulic Elements and Systems /HES/ AD   | 27.30   | 1.33   | 2.03  | 11.72    | 0.06 | 0.07               | 0.07 | 0.09          | 1.81          | 0.27          | 1.14            |
| HIKA  | Industrial Capital Holding AD             | 19.02   | 7.89   | 1.41  | 18.91    | 0.07 | 0.07               | 0.07 | 0.07          | 5.77          | 0.09          | 0.16            |
| IHB   | Industrial Holding Bulgaria PLC           | 39.79   | 16.77  | 0.61  | 35.91    | 0.01 | 0.02               | 0.02 | 0.02          | 5.92          | 0.08          | 0.03            |
| IDH   | Industry Development Holding AD           |         | 7.14   | 1.20  | 11.87    | 0.00 | 0.02               |      | 0.10          | 1.59          | 0.75          | 0.04            |
| IBG   | Investor.BG AD                            | 92.22   | 11.19  | 2.39  | 66.09    | 0.02 | 0.03               | 0.03 | 0.03          | 1.89          | 0.14          | 0.19            |
| MSH   | M+S Hydraulic AD                          | 32.86   | 2.70   | 3.20  | 16.27    | 0.08 | 0.08               | 0.09 | 0.10          | 3.16          | 0.16          | 0.92            |
| NLC   | Neo London Capital PLC                    | 76.18   | 6.74   | 1.21  | 8.91     | 0.00 | 0.03               | 0.02 | 0.13          | 2.23          | 0.77          | 0.04            |
| NEOH  | Neochim AD                                |         | 0.28   | 0.48  |          |      |                    |      |               | 7.98          | 0.12          | 1.54            |
| ODES  | Odessos Shiprepair Yard AD                | 10.57   | 1.77   | 2.00  | 7.83     | 0.18 | 0.19               | 0.20 | 0.22          | 3.36          | 0.14          | 1.05            |
| NGAZ  | Oil and Gas Exploration and Production AD | 16.18   | 1.68   | 0.44  | 5.91     | 0.02 | 0.03               | 0.03 | 0.03          | 2.77          | 0.21          | 0.21            |
| PET   | Petrol AD                                 |         | 0.05   | 2.11  | 1.09     |      | 0.04               |      | 1.32          | 0.77          | 0.97          | 1.63            |
| HRZ   | Rodna Zemya Holding AD                    | 15.51   | 8.71   | 1.95  | 10.89    | 0.05 | 0.08               | 0.14 | 0.20          | 7.17          | 0.56          | 0.10            |
| HSI   | Sila Holding AD                           |         | 39.28  | 2.07  | 50.84    |      | 0.01               |      | 0.04          | 2.25          | 0.63          | 0.02            |
| SO    | Smart Organic AD                          |         |        | 3.26  |          |      |                    |      |               | 4.80          | 0.26          |                 |
| SCOM  | Sofia Commerce-Pawn Brokerage AD          | 8.78    | 4.04   | 2.59  | 7.20     | 0.23 | 0.27               | 0.33 | 0.38          | 3.70          | 0.26          | 0.51            |
| SFT   | Sopharma Trading AD                       | 5.52    | 0.14   | 1.00  | 3.52     | 0.06 | 0.08               | 0.20 | 0.26          | 1.12          | 0.68          | 2.37            |
| SPDY  | Speedy AD                                 | 23.82   | 3.01   | 10.34 | 13.68    | 0.21 | 0.24               | 0.45 | 0.51          | 1.28          | 0.51          | 1.64            |
| SKEH  | SS Konstantine and Elena Holding AD       | 259.49  | 6.08   | 1.24  | 31.49    | 0.00 | 0.02               | 0.00 | 0.03          | 4.42          | 0.36          | 0.11            |
| SPH   | Stara Planina Hold AD                     | 28.80   | 20.72  | 3.98  | 28.79    | 0.12 | 0.12               | 0.14 | 0.14          | 1.68          | 0.15          | 0.16            |
| SNRG  | Synergion Holding AD                      | 1.06    | 0.89   | 0.10  | 0.99     | 0.10 | 0.10               | 0.10 | 0.11          | 4.88          | 0.03          | 0.11            |
| SYN   | Synthetica AD                             |         |        | 9.56  |          |      |                    |      |               | 0.28          | 0.84          |                 |
| THQM  | Tchaikapharma High Quality Medicines AD   | 461.56  | 30.84  | 15.06 | 221.15   | 0.03 | 0.04               | 0.03 | 0.04          | 5.89          | 0.13          | 0.40            |
| TBS   | Telelink Business Services Group AD       | 179.17  | 23.84  | 4.30  | 129.92   | 0.02 | 0.02               | 0.02 | 0.03          | 0.58          | 0.38          | 0.13            |
| TIB   | Telematic Interactive Bulgaria AD         | 14.99   | 2.37   | 5.94  | 13.13    | 0.28 | 0.31               | 0.36 | 0.41          | 2.58          | 0.27          | 1.76            |
| TCH   | TK-Hold PLC                               | 197.60  | 50.58  | 3.45  | 130.49   | 0.01 | 0.01               | 0.02 | 0.03          | 0.91          | 0.56          | 0.03            |
| TOPL  | Toplivo AD                                |         | 0.11   | 0.27  | 7.34     | 0.00 | 0.00               |      | 0.00          | 1.96          | 0.27          | 1.78            |
| T57   | Trace Group Hold AD                       | 8.82    | 0.28   | 0.90  | 5.68     | 0.04 | 0.05               | 0.11 | 0.14          | 1.15          | 0.68          | 1.25            |
| VAM   | Velgraf Asset Management AD               |         | 47.03  | 2.81  | 65.42    | 0.00 | 0.02               | 0.00 | 0.04          | 1.54          | 0.51          | 0.03            |
| WMG   | Web Media Group AD                        |         | 6.94   | 3.26  | 18.63    |      | 0.01               |      | 0.05          | 2.26          | 0.66          | 0.14            |
| ZHBG  | Zarneni Hrani Bulgaria AD                 | 30.40   | 2.86   | 0.09  | 9.00     | 0.00 | 0.01               | 0.00 | 0.01          | 1.88          | 0.18          | 0.03            |
| HLEV  | Zlaten Lev Holding AD                     | 483.63  | 19.98  | 4.11  | 24.62    | 0.00 | 0.04               | 0.01 | 0.17          | 15.70         | 0.81          | 0.04            |

\* Ratios are calculated on the base of the last weighted-average price as of the end of the month

\*\* Financial reports data (ttm)

Methodology for Calculation of Financial Ratios is available at [http://download.bse-sofia.bg/pdf/methodology\\_en.pdf](http://download.bse-sofia.bg/pdf/methodology_en.pdf)



# Financial Ratios

December  
2024

## Standard Equities Segment\* (based on consolidated reports\*\*)

| Issue | Issuer                                    | P / E  | P / S | P / B | P / EBIT | ROA  | EBIT / Total Asts. | ROE  | EBIT / Equity | Current Ratio | Debt / Equity | Assets Turnover |
|-------|---|--------|-------|-------|----------|------|--------------------|------|---------------|---------------|---------------|-----------------|
| ALB   | Albena AD                                 | 8.31   | 0.74  | 0.22  | 2.89     | 0.02 | 0.03               | 0.03 | 0.03          | 1.62          | 0.19          | 0.24            |
| ALCM  | Alcomet AD                                |        | 0.23  | 0.40  | 5.42     |      |                    |      |               | 1.29          | 0.42          | 1.04            |
| ALFB  | Alpha Bulgaria AD                         |        |       | 2.22  |          | 0.03 | 0.03               | 0.04 | 0.04          | 0.85          | 0.36          | 0.02            |
| ASKR  | Asenova Krepost AD                        |        |       | 1.73  | 0.09     |      |                    |      |               | 3.19          | 0.26          |                 |
| BBRD  | Billboard AD                              | 3.68   | 0.22  | 0.41  | 1.45     | 0.06 | 0.09               | 0.12 | 0.15          | 1.12          | 0.38          | 0.95            |
| BRP   | Bulgarian River Shipping AD               |        | 0.86  | 0.28  | 9.07     | 0.00 | 0.00               | 0.00 | 0.00          | 3.32          | 0.07          | 0.29            |
| BMTL  | Bulmetal AD                               |        |       | 1.03  |          | 0.04 | 0.07               | 0.09 | 0.15          | 1.22          | 0.53          | 0.98            |
| TXIM  | CB Texim Bank AD                          | 50.62  | 5.15  | 1.95  |          | 0.00 |                    | 0.04 |               |               | 0.90          |                 |
| DUH   | Doverie United Holding PLC                | 3.24   | 0.29  | 0.33  | 1.01     | 0.02 | 0.04               | 0.11 | 0.22          | 1.62          | 0.82          | 0.17            |
| ETR   | Etropal AD                                | 93.07  | 1.41  | 2.47  | 15.46    | 0.01 | 0.03               | 0.03 | 0.06          | 0.68          | 0.51          | 0.83            |
| EUBG  | Eurohold Bulgaria AD                      | 46.57  | 0.16  | 4.42  | 1.90     | 0.00 | 0.06               | 0.08 | 0.93          | 1.45          | 0.95          | 1.29            |
| GR6   | Gradus AD                                 | 14.02  | 1.44  | 0.81  | 8.70     | 0.05 | 0.06               | 0.06 | 0.07          | 3.15          | 0.14          | 0.50            |
| CHSB  | Himsnab Bulgaria AD                       | 19.93  | 2.53  | 1.17  | 13.51    | 0.04 | 0.05               | 0.06 | 0.07          | 2.47          | 0.28          | 0.29            |
| HCEN  | Holding Center AD                         | 183.55 | 8.76  | 1.07  | 14.35    | 0.00 | 0.03               | 0.01 | 0.07          | 1.85          | 0.62          | 0.05            |
| HNVK  | Holding Nov Vek AD                        |        | 3.60  | 2.32  | 115.77   |      |                    |      |               | 1.64          | 0.70          | 0.18            |
| HSOF  | Holding Sveta Sofia AD                    | 157.30 | 3.26  | 1.03  | 5.65     | 0.00 | 0.03               | 0.01 | 0.13          | 1.32          | 0.74          | 0.06            |
| HVAR  | Holding Varna AD                          | 146.45 | 3.18  | 1.58  | 17.20    | 0.00 | 0.02               | 0.01 | 0.05          | 1.24          | 0.49          | 0.21            |
| HIKA  | Industrial Capital Holding AD             | 21.91  | 0.13  | 0.56  | 1.16     | 0.01 | 0.08               | 0.03 | 0.09          | 4.93          | 0.15          | 1.19            |
| IHB   | Industrial Holding Bulgaria PLC           | 17.12  | 1.28  | 0.42  | 6.59     | 0.02 | 0.03               | 0.02 | 0.03          | 2.50          | 0.13          | 0.29            |
| IDH   | Industry Development Holding AD           | 6.93   | 2.10  | 0.58  | 3.49     | 0.02 | 0.04               | 0.09 | 0.12          | 2.14          | 0.66          | 0.07            |
| IBG   | Investor.BG AD                            |        | 4.57  | 4.93  | 92.55    |      | 0.01               |      | 0.03          | 0.85          | 0.62          | 0.39            |
| MSH   | M+S Hydraulic AD                          | 34.86  | 2.47  | 3.14  | 14.79    | 0.07 | 0.09               | 0.09 | 0.11          | 3.55          | 0.16          | 0.96            |
| NLC   | Neo London Capital PLC                    | 60.12  | 3.38  | 1.15  | 5.35     | 0.00 | 0.03               | 0.02 | 0.14          | 1.24          | 0.80          | 0.05            |
| NEOH  | Neochim AD                                |        | 0.27  | 0.48  |          |      |                    |      |               | 8.03          | 0.12          | 1.55            |
| NGAZ  | Oil and Gas Exploration and Production AD | 18.09  | 1.03  | 0.48  | 5.88     | 0.02 | 0.03               | 0.03 | 0.03          | 3.61          | 0.20          | 0.36            |
| PET   | Petrol AD                                 | 2.23   | 0.04  | 0.92  | 0.68     | 0.03 | 0.09               | 0.50 | 1.35          | 1.14          | 0.93          | 1.64            |
| HRZ   | Rodna Zemya Holding AD                    | 15.33  | 0.81  | 1.63  | 4.97     | 0.03 | 0.06               | 0.12 | 0.17          | 1.94          | 0.63          | 0.62            |
| HSI   | Sila Holding AD                           | 136.20 | 14.72 | 1.87  | 22.04    | 0.01 | 0.03               | 0.01 | 0.07          | 3.71          | 0.59          | 0.05            |
| SO    | Smart Organic AD                          |        |       | 3.45  |          | 0.19 | 0.22               | 0.27 | 0.30          | 4.52          | 0.28          | 1.35            |
| SCOM  | Sofia Commerce-Pawn Brokerage AD          | 8.56   | 3.62  | 2.41  | 6.63     | 0.21 | 0.26               | 0.31 | 0.32          | 6.09          | 0.18          | 0.50            |
| SFT   | Sopharma Trading AD                       | 5.38   | 0.11  | 1.28  | 2.32     | 0.05 | 0.07               | 0.27 | 0.37          | 1.08          | 0.80          | 2.67            |
| SPDY  | Speedy AD                                 | 27.01  | 2.15  | 10.67 | 12.14    | 0.15 | 0.19               | 0.39 | 0.49          | 1.13          | 0.61          | 1.89            |
| SKEH  | SS Konstantine and Elena Holding AD       | 60.33  | 1.70  | 1.61  | 8.76     | 0.01 | 0.03               | 0.03 | 0.10          | 1.34          | 0.61          | 0.26            |
| SPH   | Stara Planina Hold AD                     | 43.80  | 0.68  | 1.42  | 5.58     | 0.01 | 0.05               | 0.03 | 0.06          | 3.13          | 0.17          | 0.86            |
| SNRG  | Synergon Holding AD                       | 3.79   | 0.02  | 0.07  | 1.01     | 0.01 | 0.03               | 0.02 | 0.03          | 1.91          | 0.27          | 2.43            |
| SYN   | Synthetica AD                             |        |       | 6.05  | 5.01     |      |                    |      |               | 0.98          | 0.81          |                 |
| THQM  | Tchaikapharma High Quality Medicines AD   | 461.84 | 30.84 | 15.06 | 221.21   | 0.03 | 0.04               | 0.03 | 0.04          | 5.90          | 0.13          | 0.40            |
| TBS   | Telelink Business Services Group AD       | 13.80  | 0.57  | 3.40  | 7.11     | 0.06 | 0.08               | 0.28 | 0.35          | 1.15          | 0.73          | 1.48            |
| TIB   | Telematic Interactive Bulgaria AD         | 16.71  | 2.27  | 6.04  | 13.35    | 0.24 | 0.28               | 0.32 | 0.37          | 2.58          | 0.29          | 1.78            |
| TCH   | TK-Hold PLC                               | 466.80 | 5.48  | 1.55  | 45.08    | 0.00 | 0.00               | 0.00 | 0.00          | 8.48          | 0.10          | 0.24            |
| TOPL  | Toplivo AD                                |        |       | 0.23  | 732.10   |      |                    |      |               | 2.07          | 0.40          |                 |
| T57   | Trace Group Hold AD                       | 9.12   | 0.24  | 0.92  | 5.00     | 0.03 | 0.05               | 0.10 | 0.15          | 1.17          | 0.72          | 1.28            |
| VAM   | Velgraf Asset Management AD               |        | 45.97 | 2.86  | 72.48    | 0.00 | 0.02               | 0.00 | 0.03          | 1.60          | 0.51          | 0.03            |
| WMG   | Web Media Group AD                        |        | 4.27  | 4.54  | 45.88    |      |                    |      |               | 2.13          | 0.75          | 0.24            |
| ZHBG  | Zarneni Hrani Bulgaria AD                 | 5.29   | 0.29  | 0.09  | 1.62     | 0.01 | 0.02               | 0.02 | 0.03          | 3.61          | 0.21          | 0.21            |
| HLEV  | Zlaten Lev Holding AD                     | 44.89  | 7.63  | 3.77  | 14.17    | 0.02 | 0.04               | 0.09 | 0.25          | 2.74          | 0.86          | 0.09            |

\* Ratios are calculated on the base of the last weighted-average price as of the end of the month

\*\* Financial reports data (ttm)

Methodology for Calculation of Financial Ratios is available at [http://download.bse-sofia.bg/pdf/methodology\\_en.pdf](http://download.bse-sofia.bg/pdf/methodology_en.pdf)

# Financial Ratios

December  
2024

## SPVs Segment\* (based on non-consolidated reports\*\*)

| Issue | Issuer                            | P / E  | P / S  | P / B | P / EBIT | ROA  | EBIT / Total Asts. | ROE  | EBIT / Equity | Current Ratio | Debt / Equity | Assets Turnover |
|-------|-----------------------------------|--------|--------|-------|----------|------|--------------------|------|---------------|---------------|---------------|-----------------|
| ATER  | Advance Terrafund REIT            | 18.84  | 13.89  | 0.86  | 18.84    | 0.04 | 0.04               | 0.05 | 0.05          | 4.77          | 0.01          | 0.06            |
| AKTV  | Aktiv Properties REIT             |        | 8.29   | 0.51  | 15.16    |      | 0.01               |      | 0.03          | 16.31         | 0.61          | 0.02            |
| ALT   | Alteron REIT                      |        | 32.43  | 1.14  | 80.77    |      | 0.01               |      | 0.01          | 1.94          | 0.61          | 0.01            |
| BSP   | Balkan and Sea Properties REIT    | 110.80 | 19.69  | 2.87  | 42.23    | 0.01 | 0.03               | 0.03 | 0.07          | 1.09          | 0.52          | 0.07            |
| BPF   | Bravo Property Fund REIT          | 17.21  | 6.32   | 0.89  | 11.38    | 0.03 | 0.05               | 0.05 | 0.08          | 4.05          | 0.38          | 0.09            |
| BREF  | Bulgarian Real Estate Fund REIT   | 7.34   | 5.47   | 0.97  | 6.96     | 0.11 | 0.12               | 0.14 | 0.14          | 3.68          | 0.18          | 0.15            |
| BRF   | Bulgarian Receivables Fund SPE    | 9.17   | 0.82   | 1.45  | 2.36     | 0.01 | 0.03               | 0.16 | 0.62          | 2.95          | 0.95          | 0.10            |
| LAND  | Bulland Investments REIT          |        | 627.61 | 0.82  |          |      |                    |      |               | 28.61         | 0.01          |                 |
| CAPM  | Capital Management SPV            | 30.64  | 11.56  | 1.84  | 26.16    | 0.04 | 0.05               | 0.06 | 0.07          | 6.57          | 0.21          | 0.12            |
| FPP   | FairPlay Properties REIT          | 18.68  | 6.83   | 0.68  | 13.14    | 0.03 | 0.03               | 0.04 | 0.04          | 6.05          | 0.32          | 0.07            |
| FAM   | Finance Assistance Management SPV | 87.10  |        | 3.16  | 1.27     | 0.00 | 0.05               | 0.03 | 2.37          | 2.78          | 0.98          |                 |
| PREM  | Premier Fund REIT                 | 258.75 | 5.71   | 1.24  | 14.72    | 0.00 | 0.02               | 0.00 | 0.07          | 0.01          | 0.73          | 0.06            |
| RPF   | Roi Property Fund REIT            |        | 46.58  | 2.20  | 109.09   |      | 0.01               |      | 0.02          | 6.70          | 0.59          | 0.02            |
| SFB   | Sopharma Buildings REIT           |        | 975.00 | 8.97  |          |      |                    |      |               | 2.28          | 0.40          | 0.01            |
| SFI   | Sopharma Properties REIT          | 13.96  | 10.28  | 1.87  | 13.92    | 0.13 | 0.13               | 0.14 | 0.14          | 4.18          | 0.03          | 0.18            |
| SBPF  | Super Borovetz Property Fund REIT | 41.17  | 8.54   | 1.41  | 26.67    | 0.02 | 0.03               | 0.03 | 0.05          | 0.70          | 0.34          | 0.10            |
| TTI   | Te-Trade Invest REIT              |        |        |       |          |      |                    |      |               |               |               |                 |

\* Ratios are calculated on the base of the last weighted-average price as of the end of the month

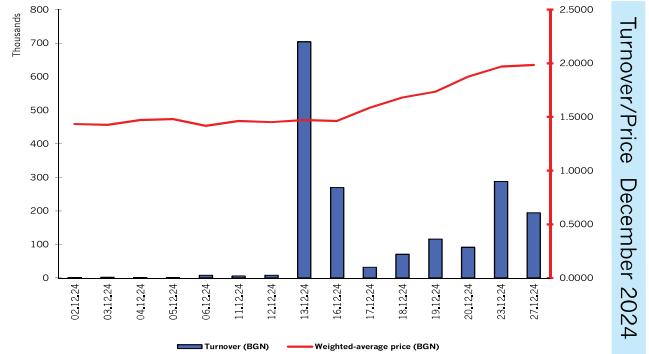
\*\* Financial reports data (ttm)

Methodology for Calculation of Financial Ratios is available at [http://download.bse-sofia.bg/pdf/methodology\\_en.pdf](http://download.bse-sofia.bg/pdf/methodology_en.pdf)

# Top 5 Stocks by Trades December 2024

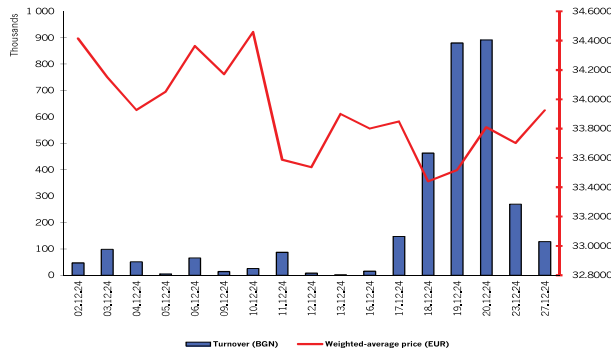
## Eurohold Bulgaria

|   |               |
|---|---------------|
| BSE code of the issue   | EUBG          |
| Volume of the issue (common shares)                           | 260 500 000   |
| Nominal value (BGN per share)                                 | 1.00          |
| Last gross dividend 2023 (BGN per share)                      | 0.00          |
| Trading on regulated market as from the beginning of the year |               |
| Volume in lots  | 8 019 011     |
| Value in BGN  | 11 559 874.44 |
| Trades  | 1 407         |



Turnover/Price December 2024

Turnover/Price December 2024

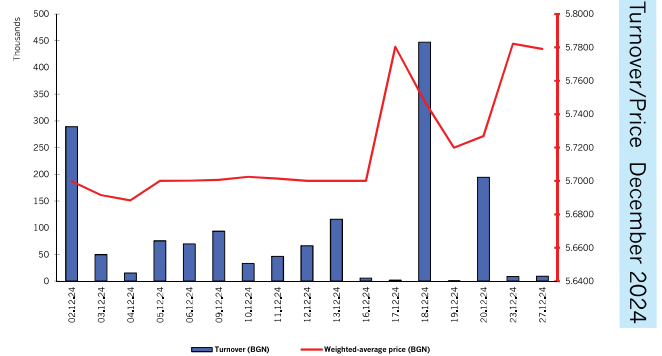


## Shelly Group SE

|   |               |
|---|---------------|
| BSE code of the issue   | SLYG          |
| Volume of the issue (common shares)                           | 18 105 559    |
| Nominal value (BGN per share)                                 | 1.00          |
| Last gross dividend 2023 (EUR per share)                      | 0.1300        |
| Trading on regulated market as from the beginning of the year |               |
| Volume in lots  | 525 010       |
| Value in BGN  | 33 287 769.27 |
| Trades  | 6 049         |

## Sopharma

|   |               |
|---|---------------|
| BSE code of the issue   | SFA           |
| Volume of the issue (common shares)                           | 179 100 063   |
| Nominal value (BGN per share)                                 | 1.00          |
| Last gross dividend 2024 (BGN per share)                      | 0.0750        |
| Trading on regulated market as from the beginning of the year |               |
| Volume in lots  | 3 988 905     |
| Value in BGN  | 23 892 191.10 |
| Trades  | 3 687         |



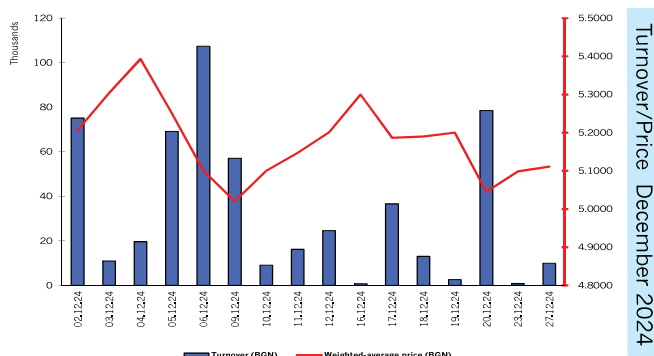
Turnover/Price December 2024

# Top 5 Stocks by Trades

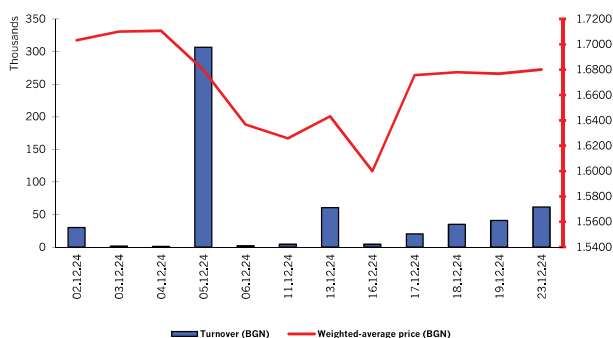
December 2024

## Wiser Technology

|   |               |
|---|---------------|
| BSE code of the issue   | WISR (ex-BNR) |
| Volume of the issue (common shares)                           | 16 334 362    |
| Nominal value (BGN per share)                                 | 1.00          |
| Last gross dividend 2023 (BGN per share)                      | 0.00          |
| Trading on regulated market as from the beginning of the year |               |
| Volume in lots  | 1 010 853     |
| Value in BGN  | 5 369 510.63  |
| Trades  | 2 212         |



Turnover/Price December 2024



## Central Cooperative Bank

|   |              |
|---|--------------|
| BSE code of the issue   | CCB          |
| Volume of the issue (common shares)                           | 127 129 970  |
| Nominal value (BGN per share)                                 | 1.00         |
| Last gross dividend 2023 (BGN per share)                      | 0.00         |
| Trading on regulated market as from the beginning of the year |              |
| Volume in lots  | 2 084 043    |
| Value in BGN  | 3 417 343.42 |
| Trades  | 1 276        |