

**August  
2024**

# **MONTHLY BULLETIN**



**БФБ**

BULGARIAN STOCK EXCHANGE  
1000 Sofia, 6 Tri ushi St.  
Tel: (+359 2) 937 09 45; 937 09 34  
<http://www.bse-sofia.bg>; e-mail: [bse@bse-sofia.bg](mailto:bse@bse-sofia.bg)

# General Statistics

August  
2024

Capitalization of BSE Main Market		Change	
As of 31 August 2024			
Market Segment	Capitalization	July * 2024	August * 2023
EuroBridge Market Segment	1 242 939 980.61	-6.90%	n/a
Premium Equities Segment	2 713 550 114.09	1.70%	-3.67%
Standard Equities Segment	8 589 888 837.68	0.70%	8.17%
Special Purpose Vehicles Segment	1 284 078 145.06	1.36%	6.25%
Total Capitalization of BSE Main Market	13 830 457 077.44	0.22%	15.58%

\* as of the end of the period

Issues admitted to trading on BSE Main Market			
Market Segment	Number of new issues	Number of delisted issues	Number of listed issues as of the end of the month
EuroBridge Market Segment	0	0	1
Premium Equities Segment	0	0	9
Standard Equities Segment	0	0	56
Special Purpose Vehicles Segment	0	0	17
Bonds Segment	2	2	111
Compensatory Instruments Segment	0	0	3
Exchange Traded Products Segment	0	0	22
Subscription Rights Segment	1	1	0
Initial Public Offering Segment	0	0	0
Government Securities Segment	0	0	16
<b>TOTAL :</b>	<b>3</b>	<b>3</b>	<b>234</b>

\* as of the end of the period

## BSE Indices

### SOFIX

Value *	864.77
Monthly change	-0.29%
Annual change	14.44%
P/E **	10.32
P/B **	1.73

### BGBX 40

Value *	169.53
Monthly change	-0.56%
Annual change	6.76%
P/E **	13.86
P/B **	1.83

### BG TR30

Value *	869.97
Monthly change	0.65%
Annual change	9.22%
P/E **	23.13
P/B **	2.88

### BG REIT

Value *	200.12
Monthly change	3.93%
Annual change	3.04%
P/E **	17.77
P/B **	2.30

\* Values as of 31 August 2024

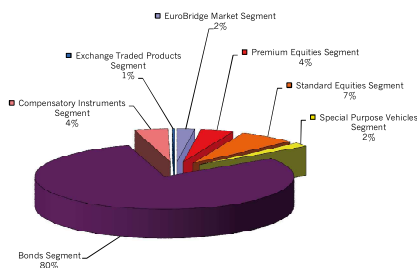
\*\* P (prices) are weighted-average

\*\* Financial reports data (ttm)

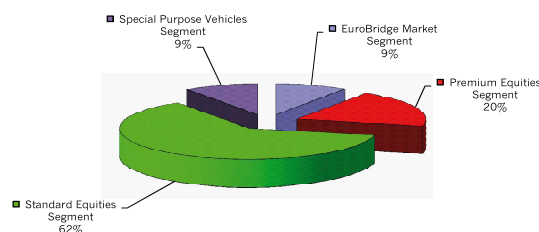
## Monthly Trading by BSE Main Market Segments

Market Segment	August 2024			Change in turnover (%)	
	Trades	Turnover (BGN)	Volume (lots)	July 2024	August 2023
EuroBridge Market Segment	409	1 657 802	23 883	96.02%	n/a
Premium Equities Segment	1 691	3 094 510	1 341 089	-22.00%	-57.22%
Standard Equities Segment	1 940	5 425 882	1 378 709	-32.66%	-63.78%
Special Purpose Vehicles Segment	523	1 462 898	505 174	-37.58%	-54.25%
Bonds Segment	127	60 536 155	72 285	-14.90%	187.67%
Compensatory Instruments Segment	89	3 130 198	8 862 644	626.01%	3070.43%
Exchange Traded Products Segment	38	215 612	94 052	-86.11%	-98.95%
Subscription Rights Segment	2	2 000	200 000	n/a	n/a
Initial Public Offering Segment	0	0	0	n/a	n/a
Government Securities Segment	0	0	0	n/a	n/a
Privatisation Segment	0	0	0	n/a	n/a
<b>TOTAL:</b>	<b>4 819</b>	<b>75 525 058</b>	<b>12 477 836</b>	<b>-14.50%</b>	<b>12.59%</b>

## Turnover by Segments of BSE Main Market



## Capitalization by Segments of BSE Main Market



## New issues admitted to trading on the BSE Main Market in August

Issue	Issuer	First Trading Day	Currency	Amount of the issue in the respective currency	Market Segment
ITFB	ITF Group AD	06.08.2024	EUR	3 900 000	Bonds Segment
NLCB	Neo London Capital PLC	13.08.2024	EUR	14 000 000	Bonds Segment

## Daily-Average Trading by BSE Main Market Segments

Market Segment	August 2024			Change in turnover (%)	
	Trades	Turnover (BGN)	Volume (lots)	July 2024	August 2023
EuroBridge Market Segment	41	165 780	2 388	n/a	n/a
Premium Equities Segment	77	140 660	60 959	-18.46%	-55.28%
Standard Equities Segment	88	246 631	62 669	-29.60%	-62.14%
Special Purpose Vehicles Segment	24	66 495	22 962	-34.75%	-52.17%
Bonds Segment	6	2 751 643	3 286	-11.04%	200.74%
Compensatory Instruments Segment	4	142 282	402 847	659.01%	3214.54%
Exchange Traded Products Segment	2	9 801	4 275	-85.48%	-98.90%
Subscription Rights Segment	0	91	9 091	n/a	n/a
Initial Public Offering Segment	0	0	0	n/a	n/a
Government Securities Segment	0	0	0	n/a	n/a
Privatisation Segment	0	0	0	n/a	n/a
<b>TOTAL:</b>	<b>241</b>	<b>3 523 383</b>	<b>568 477</b>	<b>-8.26%</b>	<b>20.81%</b>

Number of trading sessions in August

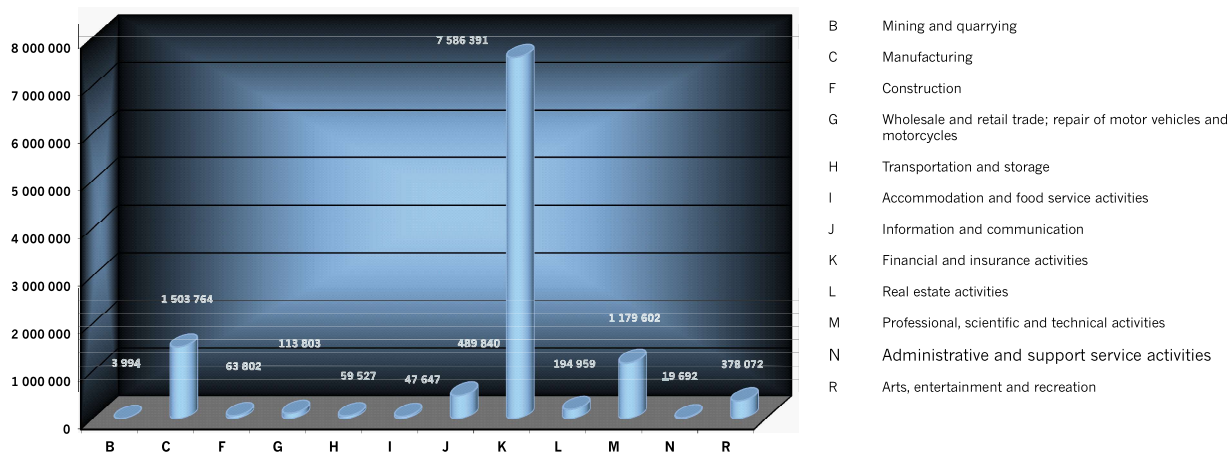
22

Monthly Average USD/BGN Exchange Rate

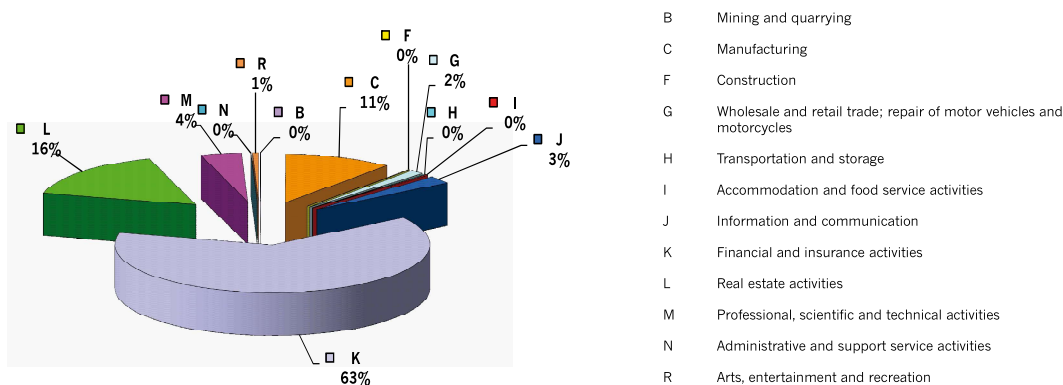
1.7781

Trading by sections under NACE, Rev. 2		Trades	Volume (lots)	Turnover (BGN)
B	Mining and quarrying	7	826	3 994.40
C	Manufacturing	824	208 332	1 503 764.35
F	Construction	29	12 865	63 801.50
G	Wholesale and retail trade; repair of motor vehicles and motorcycles	144	227 410	113 803.01
H	Transportation and storage	28	5 543	59 526.76
I	Accommodation and food service activities	45	1 847	47 646.60
J	Information and communication	193	82 709	489 839.75
K	Financial and insurance activities	2 404	2 156 781	7 586 390.92
L	Real estate activities	30	78 758	194 959.20
M	Professional, scientific and technical activities	655	440 802	1 179 601.95
N	Administrative and support service activities	6	11 152	19 692.02
R	Arts, entertainment and recreation	198	21 830	378 071.60

## Share of sections under NACE, Rev. 2 in the total turnover (BGN) on the BSE Main Market in August



## Share of sections under NACE, Rev. 2 in the total turnover on the BSE Main Market in the last 365 days



## TOP 5

### Liquidity Ranking

Issuer	Trades	Volume (lots)	Turnover (BGN)
Shelly Group AD	409	23 883	1 657 801.75
Bulgarian Stock Exchange AD	352	61 934	485 929.85
Bulgarian Real Estate Fund REIT-Sofia	266	356 715	991 163.56
Chimimport AD	251	483 963	369 967.99
CB First Investment Bank AD-Sofia	250	109 149	547 870.20

## TOP 5

### Members

Trades		Turnover (BGN)	
Inv. Intermediary "Karoll" AD	4 162	Inv. Intermediary "Real Finance" AD	46 642 241.40
Inv. Intermediary "Elana Trading" AD	2 288	CB "Central Cooperative Bank" AD	32 863 639.94
Inv. Intermediary "BenchMark Finance" AD	877	Inv. Intermediary "ABV Investments" EOOD	32 115 203.50
Inv. Intermediary "First Financial Brokerage House" EOOD	435	Inv. Intermediary "Karoll" AD	7 784 122.20
Inv. Intermediary "UG Market" EAD	301	Inv. Intermediary "Sofia International Securities" AD	6 454 981.14

## TOP 30

### Capitalization as of 31 August 2024

*Issues of shares on the BSE Main Market*

Issue	Issuer	Amount (Shares)	Closing price	Trading currency	Capitalization (BGN)
THQM	Tchaikapharma High Quality Medicines AD	91 800 000	17.4000	BGN	1 597 320 000.00
SLYG	Shelly Group AD	18 105 559	35.1000	EUR	1 242 939 980.61
SFA	Sopharma AD	179 100 063	5.9600	BGN	1 067 436 375.48
SPDY	Speedy AD-Sofia	5 377 619	187.0000	BGN	1 005 614 753.00
FIB	CB First Investment Bank AD-Sofia	149 084 800	5.0500	BGN	752 878 240.00
EUBG	Eurohold Bulgaria AD	260 500 000	1.4600	BGN	380 330 000.00
MSH	M+S Hydraulic AD-Kazanlak	39 445 200	9.3500	BGN	368 812 620.00
GR6	Gradus AD-Stara Zagora	243 608 710	1.4800	BGN	360 540 890.80
VAM	Velgraf Asset Management AD-Sofia	68 979 758	4.7400	BGN	326 964 052.92
HVAR	Holding Varna AD	6 485 897	45.4000	BGN	294 459 723.80
ATER	Advance Terrafund REIT-Sofia	85 110 091	3.2300	BGN	274 905 593.93
SO	Smart Organic AD	11 340 999	23.4000	BGN	265 379 376.60
TIB	Telematic Interactive Bulgaria AD-Sofia	12 960 018	17.7000	BGN	229 392 318.60
CCB	CB Central Cooperative Bank AD	127 129 970	1.7000	BGN	216 120 949.00
SPH	Stara Planina Hold AD-Sofia	21 000 000	9.5000	BGN	199 500 000.00
SFI	Sopharma Properties REIT-Sofia	21 951 320	9.0000	BGN	197 561 880.00
SFT	Sopharma Trading AD-Sofia	34 276 050	5.7000	BGN	195 373 485.00
CHIM	Chimimport AD	239 646 267	0.8100	BGN	194 113 476.27
SYN	Synthetica AD	3 000 000	63.5000	BGN	190 500 000.00
ODES	Odessos Shiprepair Yard AD-Varna	586 642	322.0000	BGN	188 898 724.00
DUH	Doverie United Holding PLC	21 499 855	8.5200	BGN	183 178 764.60
GTH	Galata Investment Company AD	68 571 234	2.5400	BGN	174 170 934.36
HRZ	Rodna Zemya Holding AD	56 010 597	3.0600	BGN	171 392 426.82
IHB	Industrial Holding Bulgaria PLC-Sofia	96 808 417	1.7000	BGN	164 574 308.90
BSP	Balkan and Sea Properties REIT	6 925 156	23.0000	BGN	159 278 588.00
CHSB	Himsnab Bulgaria AD-Sofia	2 494 631	63.5000	BGN	158 409 068.50
CAPM	Capital Management SPV-Sofia	1 758 296	80.0000	BGN	140 663 680.00
TXIM	CB Texim Bank AD	36 795 036	3.6000	BGN	132 462 129.60
AGH	Agria Group Holding AD	6 800 000	19.3000	BGN	131 240 000.00
T57	Trace Group Hold AD-Sofia	24 200 000	5.3500	BGN	129 470 000.00

# Capitalisation by Issues

**AUGUST  
2024**

## EuroBridge Market Segment

Issue	Issuer	Nominal (BGN)	Amount (Shares)	Closing price (EUR)	Capitalisation (EUR)
SLYG	Shelly Group AD	1.00	18 105 559	35.1000	635 505 120.90

## Premium Equities Segment

Issue	Issuer	Nominal (BGN)	Amount (Shares)	Closing price (BGN)	Capitalisation (BGN)
AGH	Agria Group Holding AD	1.00	6 800 000	19.3000	131 240 000.00
BSE	Bulgarian Stock Exchange AD	1.00	13 165 720	8.1500	107 300 618.00
CCB	CB Central Cooperative Bank AD	1.00	127 129 970	1.7000	216 120 949.00
CHIM	Chimimport AD	1.00	239 646 267	0.8100	194 113 476.27
FIB	CB First Investment Bank AD-Sofia	1.00	149 084 800	5.0500	752 878 240.00
KBG	Korado Bulgaria AD	1.00	13 168 614	5.0000	65 843 070.00
MONB	Monbat AD	1.00	39 000 000	2.8600	111 540 000.00
SFA	Sopharma AD	1.00	179 100 063	5.9600	1 067 436 375.48
SGH	Sirma Group Holding AD	1.00	59 360 518	1.1300	67 077 385.34

## Standard Equities Segment

Issue	Issuer	Nominal (BGN)	Amount (Shares)	Closing price (BGN)	Capitalisation (BGN)
ALB	Albena AD	1.00	4 273 126	25.2000	107 682 775.20
ALCM	Alcomet AD-Shumen	1.00	17 952 959	6.4000	114 898 937.60
ASKR	Asenova Krepost AD	3.00	4 296 006	15.4000	66 158 492.40
BNR	Bianor Holding AD	1.00	12 290 133	5.8500	71 897 278.05
BBRD	Billboard AD-Sofia	1.00	15 000 000	0.4300	6 450 000.00
BRP	Bulgarian River Shipping AD-Ruse	1.00	35 708 674	0.6000	21 425 204.40
BMTL	Bulmetal AD	1.00	7 155 179	9.2500	66 185 405.75
TXIM	CB Texim Bank AD	1.00	36 795 036	3.6000	132 462 129.60
DUH	Doverie United Holding PLC	1.00	21 499 855	8.5200	183 178 764.60
EAC	Elana Agrocredit AD	1.00	46 692 133	1.0800	50 427 503.64
11C	Eleven Capital AD-Sofia	1.00	2 301 528	16.8000	38 665 670.40
ELHM	Elhim Iskra AD-Pazardzhik	1.00	25 108 410	0.8000	20 086 728.00
EMKA	EMKA AD-Sevlievo	1.00	43 399 452	2.0000	86 798 904.00
ETR	Etropal AD-Etropole	1.00	5 000 000	4.3000	21 500 000.00
EUBG	Eurohold Bulgaria AD	1.00	260 500 000	1.4600	380 330 000.00
FZLS	Fazerles AD-Silistra	1.00	515 000	16.0000	8 240 000.00
FORM	Formoplast AD-Kardzhali	1.00	3 798 905	6.5000	24 692 882.50
GTH	Galata Investment Company AD	1.00	68 571 234	2.5400	174 170 934.36
GR6	Gradus AD-Stara Zagora	1.00	243 608 710	1.4800	360 540 890.80
CHSB	Himsnab Bulgaria AD-Sofia	1.00	2 494 631	63.5000	158 409 068.50
HCEN	Holding Center AD	1.00	735 910	40.2000	29 583 582.00
HNVK	Holding Nov Vek AD	1.00	5 610 437	21.4000	120 063 351.80
HSOF	Holding Sveta Sofia AD-Sofia	1.00	9 940 391	3.5200	34 990 176.32
HVAR	Holding Varna AD	1.00	6 485 897	45.4000	294 459 723.80
HES	Hydraulic Elements and Systems /HES/ AD-Yambol	1.00	18 193 752	5.3500	97 336 573.20
HIKA	Industrial Capital Holding AD-Sofia	1.00	15 864 544	2.8200	44 738 014.08
IHB	Industrial Holding Bulgaria PLC-Sofia	1.00	96 808 417	1.7000	164 574 308.90
IDH	Industry Development Holding AD	1.00	9 980 925	2.6800	26 748 879.00
IBG	Investor.BG AD-Sofia	1.00	4 782 362	21.4000	102 342 546.80
MSH	M+S Hydraulic AD-Kazanlak	1.00	39 445 200	9.3500	368 812 620.00
NLC	Neo London Capital PLC	100.00	99 950	220.0000	21 989 000.00
NEOH	Neochim AD	1.00	2 654 358	19.8000	52 556 288.40
ODES	Odessos Shiprepair Yard AD-Varna	1.00	586 642	322.0000	188 898 724.00
NGAZ	Oil and Gas Exploration and Production AD-Sofia	1.00	12 228 062	5.5000	67 254 341.00
PET	Petrol AD	4.00	27 312 403	0.9300	25 400 534.79
HRZ	Rodna Zemya Holding AD	1.00	56 010 597	3.0600	171 392 426.82
GAMZ	Severcoop Gamza Holding AD-Sofia	2.00	5 347 798	4.5000	24 065 091.00

# Capitalisation by Issues

**AUGUST  
2024**

Issue	Issuer	Nominal (BGN)	Amount (Shares)	Closing price (BGN)	Capitalisation (BGN)
HSI	Sila Holding AD	1.00	36 852 997	3.0400	112 033 110.88
SO	Smart Organic AD	1.00	11 340 999	23.4000	265 379 376.60
SCOM	Sofia Commerce-Pawn Brokerage AD	1.00	8 937 384	4.4800	40 039 480.32
SFT	Sopharma Trading AD-Sofia	1.00	34 276 050	5.7000	195 373 485.00
SPDY	Speedy AD-Sofia	1.00	5 377 619	187.0000	1 005 614 753.00
SKEH	SS Konstantine and Elena Holding AD	1.00	3 309 560	22.8000	75 457 968.00
SPH	Stara Planina Hold AD-Sofia	1.00	21 000 000	9.5000	199 500 000.00
SNRG	Synergon Holding AD-Sofia	1.00	18 358 849	1.1600	21 296 264.84
SYN	Synthetica AD	1.00	3 000 000	63.5000	190 500 000.00
THQM	Tchaikapharma High Quality Medicines AD	1.00	91 800 000	17.4000	1 597 320 000.00
TBS	Telelink Business Services Group AD	1.00	12 500 000	9.0000	112 500 000.00
TIB	Telematic Interactive Bulgaria AD-Sofia	1.00	12 960 018	17.7000	229 392 318.60
TCH	TK-Hold PLC	1.00	8 539 384	7.7500	66 180 226.00
TOPL	Toplivo AD-Sofia	1.00	5 416 829	5.7000	30 875 925.30
T57	Trace Group Hold AD-Sofia	1.00	24 200 000	5.3500	129 470 000.00
VAM	Velgraf Asset Management AD-Sofia	1.00	68 979 758	4.7400	326 964 052.92
WMG	Web Media Group AD	1.00	7 840 000	1.5800	12 387 200.00
ZHBG	Zarneni Hrani Bulgaria AD-Sofia	1.00	195 660 287	0.1300	25 435 837.31
HLEV	Zlaten Lev Holding AD	1.00	6 481 960	3.8200	24 761 087.20

## Special Purpose Vehicles Segment

Issue	Issuer	Nominal (BGN)	Amount (Shares)	Closing price (BGN)	Capitalisation (BGN)
AKTV	Aktiv Properties REIT	9.00	2 192 011	5.9500	13 042 465.45
ALT	Alteron REIT	1.00	1 504 998	25.2000	37 925 949.60
ATER	Advance Terrafund REIT-Sofia	1.00	85 110 091	3.2300	274 905 593.93
BPF	Bravo Property Fund REIT	1.00	36 700 000	1.0900	40 003 000.00
BREF	Bulgarian Real Estate Fund REIT-Sofia	1.00	34 641 925	3.1000	107 389 967.50
BRF	Bulgarian Receivables Fund SPE	1.00	1 500 000	1.7800	2 670 000.00
BSP	Balkan and Sea Properties REIT	1.00	6 925 156	23.0000	159 278 588.00
CAPM	Capital Management SPV-Sofia	1.00	1 758 296	80.0000	140 663 680.00
EXPR	Exclusive Property REIT-Sofia	1.00	9 452 340	2.1000	19 849 914.00
FAM	Finance Assistance Management SPV	1.00	650 000	4.2600	2 769 000.00
FPP	FairPlay Properties REIT-Sofia	1.00	78 545 400	0.9400	73 832 676.00
LAND	Bulland Investments REIT-Sofia	1.00	15 008 125	0.9350	14 032 596.88
PREM	Premier Fund REIT	1.00	1 799 999	13.8000	24 839 986.20
RPF	Roi Property Fund REIT	1.00	6 162 500	8.6500	53 305 625.00
SBPF	Super Borovetz Property Fund REIT	1.00	23 379 995	3.1000	72 477 984.50
SFB	Sopharma Buildings REIT	1.00	3 899 940	12.7000	49 529 238.00
SFI	Sopharma Properties REIT-Sofia	1.00	21 951 320	9.0000	197 561 880.00



# Trade by Issues

**AUGUST  
2024**

## EuroBridge Market Segment

Issue	Issuer	Trades	Volume (lots)	Turnover (BGN)	Trading currency	Weighted & Corrected Values			Closing price	As from
						Average price	Min. price	Max. price		
SLYG	Shelly Group AD	409	23 883	1 657 801.75	EUR	35.4906	33.4708	37.2242	35.1000	30.08.2024

## Premium Equities Segment

Issue	Issuer	Trades	Volume (lots)	Turnover (BGN)	Trading currency	Weighted & Corrected Values			Closing price	As from
						Average price	Min. price	Max. price		
AGH	Agria Group Holding AD	228	16 755	330 977.10	BGN	19.7539	19.0500	20.9000	19.3000	30.08.2024
BSE	Bulgarian Stock Exchange AD	352	61 934	485 929.85	BGN	7.8459	7.3467	8.3235	8.1500	30.08.2024
CCB	CB Central Cooperative Bank AD	109	160 407	274 945.42	BGN	1.7140	1.5871	1.7526	1.7000	30.08.2024
CHIM	Chimimport AD	251	483 963	369 967.99	BGN	0.7645	0.7100	0.8153	0.8100	30.08.2024
FIB	CB First Investment Bank AD-Sofia	250	109 149	547 870.20	BGN	5.0195	4.6351	5.4227	5.0500	30.08.2024
KBG	Korado Bulgaria AD	23	4 321	21 555.22	BGN	4.9885	4.8600	5.0000	5.0000	30.08.2024
MONB	Monbat AD	47	20 474	60 562.88	BGN	2.9581	2.8600	3.0000	2.8600	30.08.2024
SFA	Sopharma AD	207	98 287	574 447.94	BGN	5.8446	5.7859	5.9676	5.9600	30.08.2024
SGH	Sirma Group Holding AD	224	385 799	428 253.80	BGN	1.1100	1.0601	1.1432	1.1300	30.08.2024

## Standard Equities Segment

Issue	Issuer	Trades	Volume (lots)	Turnover (BGN)	Trading currency	Weighted & Corrected Values			Closing price	As from
						Average price	Min. price	Max. price		
11C	Eleven Capital AD-Sofia	110	10 135	174 642.00	BGN	17.2316	16.9827	17.6381	16.8000	30.08.2024
ALB	Albena AD	45	1 847	47 646.60	BGN	25.7968	25.3379	26.8000	25.2000	29.08.2024
ALCM	Alcomet AD-Shumen	35	5 375	34 822.05	BGN	6.4785	6.3400	6.9000	6.4000	30.08.2024
ASKR	Asenova Krepost AD	3	75	1 155.00	BGN	15.4000	15.4000	15.4000	15.4000	30.08.2024
BBRD	Billboard AD-Sofia	4	5 914	2 563.35	BGN	0.4335	0.4300	0.4351	0.4300	09.08.2024
BMTL	Bulmetal AD	24	5 853	52 738.00	BGN	9.0104	8.3000	9.5000	9.2500	30.08.2024
BNR	Bianor Holding AD	190	82 424	488 695.75	BGN	5.9291	5.8432	6.1703	5.8500	30.08.2024
BRP	Bulgarian River Shipping AD-Ruse	3	5 234	2 699.76	BGN	0.5158	0.5150	0.6000	0.6000	23.08.2024
CHSB	Himsnab Bulgaria AD-Sofia	1	7	444.50	BGN	63.5000	63.5000	63.5000	63.5000	29.08.2024
DUH	Doverie United Holding PLC	149	31 266	267 566.36	BGN	8.5577	8.5040	8.6492	8.5200	30.08.2024
EAC	Elana Agrocredit AD	79	148 909	159 326.36	BGN	1.0699	1.0520	1.0900	1.0800	29.08.2024
EMKA	EMKA AD-Sevlievo	38	15 616	30 764.51	BGN	1.9701	1.9553	2.0200	2.0000	29.08.2024
ETR	Etropal AD-Etropole	3	150	638.00	BGN	4.2533	4.2300	4.3000	4.3000	23.08.2024
EUBG	Eurohold Bulgaria AD	83	551 745	808 074.41	BGN	1.4646	1.4225	1.4968	1.4600	30.08.2024
FORM	Formoplast AD-Kardzhali	3	110	710.00	BGN	6.4545	6.4000	6.5000	6.5000	28.08.2024
FZLS	Fazerles AD-Silistra	4	183	2 934.80	BGN	16.0372	16.0000	16.0405	16.0000	27.08.2024
GAMZ	Severcoop Gamza Holding AD-Sofia	1	75	337.50	BGN	4.5000	4.5000	4.5000	4.5000	29.08.2024
GR6	Gradus AD-Stara Zagora	23	17 061	24 331.96	BGN	1.4261	1.3500	1.4800	1.4800	30.08.2024
GTH	Galata Investment Company AD	11	72 150	183 261.00	BGN	2.5400	2.5400	2.5400	2.5400	28.08.2024
HCEN	Holding Center AD	1	10	402.00	BGN	40.2000	40.2000	40.2000	40.2000	28.08.2024
HES	Hydraulic Elements and Systems /HES/ AD-Yambol	44	7 223	39 230.50	BGN	5.4314	5.3500	5.6500	5.3500	30.08.2024
HIKA	Industrial Capital Holding AD-Sofia	13	2 950	8 188.60	BGN	2.7758	2.6800	2.8600	2.8200	30.08.2024
HLEV	Zlaten Lev Holding AD	6	200	742.50	BGN	3.7125	3.6000	3.8200	3.8200	29.08.2024
HNVK	Holding Nov Vek AD	23	11 015	235 721.00	BGN	21.4000	21.4000	21.4000	21.4000	28.08.2024
HRZ	Rodna Zemlya Holding AD	1	150	459.00	BGN	3.0600	3.0600	3.0600	3.0600	22.08.2024
HSI	Sila Holding AD	3	300	909.00	BGN	3.0300	3.0200	3.0400	3.0400	30.08.2024
HSOF	Holding Sveta Sofia AD-Sofia	3	325	1 183.00	BGN	3.6400	3.5333	3.8800	3.5200	15.08.2024



# Trade by Issues

**AUGUST  
2024**

Issue	Issuer	Trades	Volume (lots)	Turnover (BGN)	Trading currency	Weighted & Corrected Values			Closing price	As from
						Average price	Min. price	Max. price		
HVAR	Holding Varna AD	17	1 380	62 420.80	BGN	45.2325	44.8667	45.4000	45.4000	12.08.2024
IBG	Investor.BG AD-Sofia	2	35	749.00	BGN	21.4000	21.4000	21.4000	21.4000	30.08.2024
IDH	Industry Development Holding AD	1	125	335.00	BGN	2.6800	2.6800	2.6800	2.6800	29.08.2024
IHB	Industrial Holding Bulgaria PLC-Sofia	14	24 480	41 618.00	BGN	1.7001	1.7000	1.7160	1.7000	26.08.2024
MSH	M+S Hydraulic AD-Kazanlak	161	25 128	237 817.10	BGN	9.4642	9.0689	10.1000	9.3500	30.08.2024
NEOH	Neochim AD	43	2 355	46 705.30	BGN	19.8324	18.8043	20.4000	19.8000	30.08.2024
NGAZ	Oil and Gas Exploration and Production AD-Sofia	7	826	3 994.40	BGN	4.8358	4.3000	5.5000	5.5000	23.08.2024
NLC	Neo London Capital PLC	2	4	868.00	BGN	217.0000	214.0000	220.0000	220.0000	23.08.2024
ODES	Odessos Shiprepair Yard AD-Varna	8	64	20 290.00	BGN	317.0312	314.0000	328.0000	322.0000	27.08.2024
PET	Petrol AD	30	15 840	14 159.46	BGN	0.8939	0.8384	0.9869	0.9300	30.08.2024
SCOM	Sofia Commerce-Pawn Brokerage AD	34	9 020	38 460.60	BGN	4.2639	4.1000	4.4847	4.4800	23.08.2024
SFT	Sopharma Trading AD-Sofia	52	12 190	69 251.15	BGN	5.6810	5.6000	5.8012	5.7000	29.08.2024
SKEH	SS Konstantine and Elena Holding AD	3	45	956.00	BGN	21.2444	20.0000	22.8000	22.8000	30.08.2024
SNRG	Synergon Holding AD-Sofia	20	8 110	8 845.54	BGN	1.0907	0.9842	1.1400	1.1600	30.08.2024
SO	Smart Organic AD	166	16 788	369 620.80	BGN	22.0170	21.0992	23.1677	23.4000	30.08.2024
SPDY	Speedy AD-Sofia	25	309	56 827.00	BGN	183.9061	180.0000	188.0000	187.0000	30.08.2024
SPH	Stara Planina Hold AD-Sofia	29	3 148	30 987.40	BGN	9.8435	9.7091	10.2000	9.5000	30.08.2024
SYN	Synthetica AD	10	18 654	1 119 307.00	BGN	60.0036	59.5000	63.5000	63.5000	30.08.2024
T57	Trace Group Hold AD-Sofia	29	12 865	63 801.50	BGN	4.9593	4.6200	5.1483	5.3500	30.08.2024
TBS	Tealink Business Services Group AD	93	28 113	245 729.05	BGN	8.7408	8.3074	9.0500	9.0000	30.08.2024
TCH	TK-Hold PLC	15	689	5 348.75	BGN	7.7631	7.1000	8.2000	7.7500	30.08.2024
THQM	Tchaikapharma High Quality Medicines AD	11	416	7 208.90	BGN	17.3291	17.2000	17.4000	17.4000	26.08.2024
TIB	Telematic Interactive Bulgaria AD-Sofia	198	21 830	378 071.60	BGN	17.3189	16.4636	17.7000	17.7000	30.08.2024
TOPL	Toplivo AD-Sofia	3	725	4 110.00	BGN	5.6690	5.6000	5.7000	5.7000	30.08.2024
TXIM	CB Texim Bank AD	2	163	586.80	BGN	3.6000	3.6000	3.6000	3.6000	01.08.2024
VAM	Velgraf Asset Management AD-Sofia	2	200	948.00	BGN	4.7400	4.7400	4.7400	4.7400	30.08.2024
WMG	Web Media Group AD	1	250	395.00	BGN	1.5800	1.5800	1.5800	1.5800	16.08.2024
ZHBG	Zarneni Hrani Bulgaria AD-Sofia	59	198 655	26 282.40	BGN	0.1323	0.1190	0.1384	0.1300	30.08.2024

## Special Purpose Vehicles Segment

Issue	Issuer	Trades	Volume (lots)	Turnover (BGN)	Trading currency	Weighted & Corrected Values			Closing price	As from
						Average price	Min. price	Max. price		
AKTV	Aktiv Properties REIT	1	75	446.25	BGN	5.9500	5.9500	5.9500	5.9500	07.08.2024
ALT	Alteron REIT	1	15	378.00	BGN	25.2000	25.2000	25.2000	25.2000	07.08.2024
ATER	Advance Terrafund REIT-Sofia	183	105 975	340 286.15	BGN	3.2110	3.1846	3.2400	3.2300	30.08.2024
BPF	Bravo Property Fund REIT	6	6 170	6 750.20	BGN	1.0940	1.0600	1.1000	1.0900	23.08.2024
BREF	Bulgarian Real Estate Fund REIT-Sofia	266	356 715	991 163.56	BGN	2.7786	2.5804	3.1212	3.1000	29.08.2024
BRF	Bulgarian Receivables Fund SPE	6	11 152	19 692.02	BGN	1.7658	1.7600	1.8600	1.7800	30.08.2024
BSP	Balkan and Sea Properties REIT	3	42	966.00	BGN	23.0000	23.0000	23.0000	23.0000	30.08.2024
CAPM	Capital Management SPV-Sofia	1	6	480.00	BGN	80.0000	80.0000	80.0000	80.0000	23.08.2024
EXPR	Exclusive Property REIT-Sofia	1	150	315.00	BGN	2.1000	2.1000	2.1000	2.1000	21.08.2024
FAM	Finance Assistance Management SPV	2	700	2 982.00	BGN	4.2600	4.2600	4.2600	4.2600	30.08.2024
FPP	FairPlay Properties REIT-Sofia	13	12 204	10 681.98	BGN	0.8753	0.8672	0.9400	0.9400	28.08.2024
LAND	Bulland Investments REIT-Sofia	4	5 700	5 257.00	BGN	0.9223	0.9220	0.9300	0.9350	23.08.2024
PREM	Premier Fund REIT	1	25	345.00	BGN	13.8000	13.8000	13.8000	13.8000	07.08.2024
RPF	Roi Property Fund REIT	1	50	432.50	BGN	8.6500	8.6500	8.6500	8.6500	30.08.2024
SBPF	Super Borovetz Property Fund REIT	1	125	387.50	BGN	3.1000	3.1000	3.1000	3.1000	21.08.2024
SFB	Sopharma Buildings REIT	32	5 870	80 534.70	BGN	13.7197	12.7000	14.0000	12.7000	22.08.2024
SFI	Sopharma Properties REIT-Sofia	1	200	1 800.00	BGN	9.0000	9.0000	9.0000	9.0000	26.08.2024

# Trade by Issues

**AUGUST  
2024**

## Bonds Segment

Issue	Issuer	Trades	Volume (lots)	Turnover (BGN)	Trading currency	Clean Prices (% of nominal)				As from
						Average price	Min. price	Max. price	Closing price	
OPHA	Phoenix Capital Holding AD	21	9 000	8 933 988.87	EUR	100.0000	100.0000	100.0000	100.0000	29.08.2024
OZ4A	Zenith Investment Holding AD	17	10 000	6 019 584.45	EUR	100.0000	100.0000	100.0000	100.0000	02.08.2024
3D4A	Development Assets AD-Sofia	15	19 540	9 918 478.43	BGN	100.0000	100.0000	100.0000	100.0000	29.08.2024
8AVA	Asterion Bulgaria AD	1	1	830.71	EUR	100.0000	100.0000	100.0000	100.0000	23.08.2024
BAMB	CB Bulgarian American Credit Bank AD	1	1	97 775.47	EUR	99.0000	99.0000	99.0000	99.0000	30.08.2024
BAMC	CB Bulgarian American Credit Bank AD	2	5	993 561.64	EUR	100.0000	100.0000	100.0000	100.0000	13.08.2024
BFHB	Bulgarian Financial House AD	1	100	201 247.43	EUR	100.0000	100.0000	100.0000	100.0000	15.08.2024
BRFA	Bulgarian Receivables Fund SPE	4	267	269 764.11	BGN	100.1500	100.1500	100.1500	100.1500	28.08.2024
CRFB	Collecto Capital SPV	6	2 219	2 297 704.15	BGN	100.0000	100.0000	100.0000	100.0000	29.08.2024
DUHB	Doverie United Holding PLC	2	10	10 426.43	BGN	102.2500	102.2500	102.2500	102.5000	02.08.2024
ITFB	ITF Group AD	3	8	17 603.12	EUR	108.4200	103.5000	109.9640	103.5000	28.08.2024
KAMB	Kambana Invest EAD	25	2 485	4 955 562.44	EUR	100.1000	100.1000	100.1000	100.1000	22.08.2024
NLCB	Neo London Capital PLC	2	5 000	9 983 706.97	EUR	100.1000	100.1000	100.1000	100.1000	16.08.2024
TBIB	CB TBI Bank EAD	1	1	198 370.06	EUR	100.0000	100.0000	100.0000	100.0000	02.08.2024
TIZB	Tiz Invest AD	11	570	1 156 655.84	EUR	100.1900	100.1000	100.2928	100.1000	16.08.2024
U1HA	Ustrem Holding PLC	12	22 000	13 348 850.41	BGN	100.0000	100.0000	100.0000	100.0000	29.08.2024
VAMB	Velgraf Asset Management AD-Sofia	1	28	41 260.35	EUR	100.1000	100.1000	100.1000	100.1000	15.08.2024
ZENB	Zenith Properties REIT	1	100	200 222.49	EUR	100.2000	100.2000	100.2000	100.2000	15.08.2024
ZNHB	Zenith Investment Holding AD	1	950	1 890 561.79	EUR	100.2000	100.2000	100.2000	100.2000	16.08.2024

## Exchange Traded Products Segment

Issue	Issuer	Trades	Volume (lots)	Turnover (BGN)	Trading currency	Weighted Values			Closing price	As from
						Average price	Min. price	Max. price		
BGX	Expat Bulgaria SOFIX UCITS ETF	7	7 305	8 953.91	BGN	1.2257	1.2200	1.2400	1.2250	30.08.2024
BGXS	Expat Bulgaria Short SOFIX	5	4 990	2 560.37	BGN	0.5131	0.5020	0.5202	0.5020	07.08.2024
CCR7	Concord Fund-7 South-East Europe	1	30	429.00	BGN	14.3000	14.3000	14.3000	14.3000	29.08.2024
DYN	NIF Dynamic	1	30	352.50	BGN	11.7500	11.7500	11.7500	11.7500	26.08.2024
GLDX	Expat Gold	15	40 824	107 115.38	EUR	1.3415	1.3220	1.3670	1.3670	28.08.2024
GRX	Expat Greece ASE UCITS ETF	4	39 000	92 491.40	EUR	1.2126	1.2126	1.2126	1.2130	01.08.2024
SFAW	Sopharma AD	4	1 600	2 779.30	BGN	1.7371	1.6320	1.8500	1.8500	20.08.2024
SLQX	Expat Slovenia SBI TOP UCITS ETF	1	273	930.14	EUR	1.7420	1.7420	1.7420	1.7420	01.08.2024

## Compensatory Instruments Segment

Issue	Issuer	Trades	Volume (lots)	Turnover (BGN)	Trading currency	Weighted Values			Closing price	As from
						Average price	Min. price	Max. price		
BLKB	Housing compensation notes under the CONP Act	24	169 750	67 022.96	BGN	0.3948	0.3182	0.4077	0.4000	30.08.2024
BLKC	Registered compensation vouchers under the OUFL Act and RLFLFF Act	21	158 164	121 992.66	BGN	0.7713	0.7700	0.7800	0.7800	27.08.2024
BLKD	Compensation notes under the CONP Act	44	8 534 730	2 941 182.78	BGN	0.3446	0.3420	0.3953	0.4250	30.08.2024

## Subscription Rights Segment

Issue	Issuer	Trades	Volume (lots)	Turnover (BGN)	Trading currency	Weighted Values			Closing price	As from
						Average price	Min. price	Max. price		
TT11	Te-Trade Invest REIT	2	200 000	2 000.00	BGN	0.0100	0.0100	0.0100	0.0100	02.08.2024

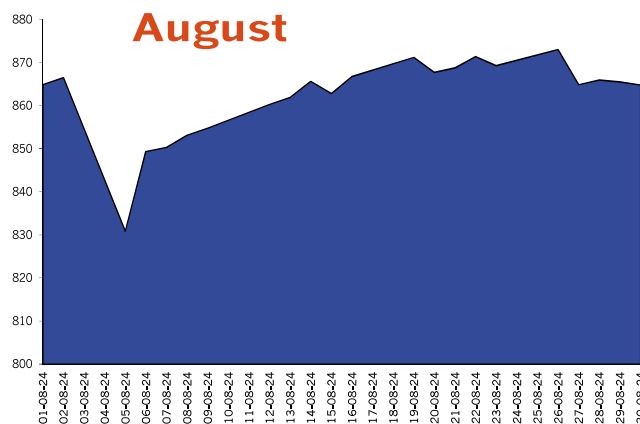
## Total trading statistics on a regulated market with indices components

Index	Volume Traded		Value Traded		Trades	
	Total volume (lots)	% of total volume	Total turnover (BGN)	% of total turnover	All trades #	% of all trades
SOFIX	2 561 295	79.42%	7 536 848.79	75.49%	2 968	71.45%
BGBX 40	3 109 571	96.42%	9 587 195.10	96.03%	4 141	99.69%
BG REIT	468 784	14.54%	1 414 141.41	14.17%	487	11.72%
BG TR30	2 701 396	83.76%	9 224 178.30	92.40%	3 252	78.29%

## Market capitalisation of indices components

Index	Total (BGN)	% of total capitalization
SOFIX	5 438 611 198.17	39.32%
BGBX 40	8 268 925 536.76	59.79%
BG REIT	773 978 225.93	5.60%
BG TR30	7 833 300 434.27	56.64%

## SOFIX in August

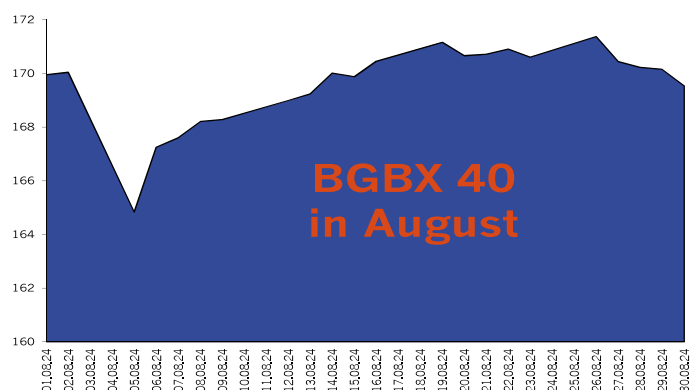


## SOFIX Components

Issuer	Min. price	Max. price	Price currency	Volume (lots)	Trades	Turnover (BGN)
Agria Group Holding AD	18.9000	20.9000	BGN	16 755	228	330 977.10
Advance Terrafund REIT-Sofia	3.1700	3.2500	BGN	105 975	183	340 286.15
Bulgarian Stock Exchange AD	7.3000	8.4500	BGN	61 934	352	485 929.85
Doverie United Holding PLC	8.4800	8.7200	BGN	31 266	149	267 566.36
Eurohold Bulgaria AD	1.4000	1.5100	BGN	551 745	83	808 074.41
Elana Agrocredit AD	1.0500	1.0900	BGN	148 909	79	159 326.36
M+S Hydraulic AD-Kazanlak	9.0000	10.1000	BGN	25 128	161	237 817.10
Sirma Group Holding AD	1.0200	1.1600	BGN	385 799	224	428 253.80
Sopharma AD	5.7400	6.0000	BGN	98 287	207	574 447.94
CB First Investment Bank AD-Sofia	4.5600	5.5000	BGN	109 149	250	547 870.20
CB Central Cooperative Bank AD	1.5700	1.8300	BGN	160 407	109	274 945.42
Bulgarian Real Estate Fund REIT-Sofia	2.5400	3.2000	BGN	356 715	266	991 163.56
Chimimport AD	0.7000	0.8450	BGN	483 963	251	369 967.99
Holding Varna AD	44.8000	45.4000	BGN	1 380	17	62 420.80
Shelly Group AD	32.1000	37.7000	EUR	23 883	409	1 657 801.75

## BGBX 40 Components

Issuer	Min. price	Max. price	Price currency	Volume (lots)	Trades	Turnover (BGN)
Agria Group Holding AD	18.9000	20.9000	BGN	16 755	228	330 977.10
Advance Terrafund REIT-Sofia	3.1700	3.2500	BGN	105 975	183	340 286.15
Albena AD	25.2000	26.8000	BGN	1 847	45	47 646.60
Alcomet AD-Shumen	6.3000	6.9500	BGN	5 375	35	34 822.05
Bianor Holding AD	5.8000	6.2000	BGN	82 424	190	488 695.75
Billboard AD-Sofia	0.4300	0.4500	BGN	5 914	4	2 563.35
Balkan and Sea Properties REIT	23.0000	23.0000	BGN	42	3	966.00
Bulgarian Stock Exchange AD	7.3000	8.4500	BGN	61 934	352	485 929.85
Velgraf Asset Management AD-Sofia	4.7400	4.7400	BGN	200	2	948.00
Gradus AD-Stara Zagora	1.3500	1.5000	BGN	17 061	23	24 331.96
Doverie United Holding PLC	8.4800	8.7200	BGN	31 266	149	267 566.36
Eurohold Bulgaria AD	1.4000	1.5100	BGN	551 745	83	808 074.41
Elana Agrocredit AD	1.0500	1.0900	BGN	148 909	79	159 326.36
EMKA AD-Sevlievo	1.9500	2.0600	BGN	15 616	38	30 764.51
Zlaten Lev Holding AD	3.6000	3.8200	BGN	200	6	742.50
Zarneni Hrani Bulgaria AD-Sofia	0.1120	0.1400	BGN	198 655	59	26 282.40
Eleven Capital AD-Sofia	16.8000	17.8000	BGN	10 135	110	174 642.00
Galata Investment Company AD	2.5400	2.5400	BGN	72 150	11	183 261.00
Korado Bulgaria AD	4.8600	5.0000	BGN	4 321	23	21 555.22
Monbat AD	2.8600	3.0200	BGN	20 474	47	60 562.88
M+S Hydraulic AD-Kazanlak	9.0000	10.1000	BGN	25 128	161	237 817.10
Neochim AD	18.5000	20.4000	BGN	2 355	43	46 705.30
Petrol AD	0.8350	0.9900	BGN	15 840	30	14 159.46
Synergon Holding AD-Sofia	0.9800	1.2000	BGN	8 110	20	8 845.54
Sirma Group Holding AD	1.0200	1.1600	BGN	385 799	224	428 253.80
Sopharma AD	5.7400	6.0000	BGN	98 287	207	574 447.94
Sopharma Buildings REIT	12.0000	14.0000	BGN	5 870	32	80 534.70
Sopharma Trading AD-Sofia	5.6000	5.8500	BGN	12 190	52	69 251.15
Sofia Commerce-Pawn Brokerage AD	4.0800	4.5000	BGN	9 020	34	38 460.60
Stara Planina Hold AD-Sofia	9.5000	10.2000	BGN	3 148	29	30 987.40
CB First Investment Bank AD-Sofia	4.5600	5.5000	BGN	109 149	250	547 870.20
CB Texim Bank AD	3.6000	3.6000	BGN	163	2	586.80
CB Central Cooperative Bank AD	1.5700	1.8300	BGN	160 407	109	274 945.42
Telelink Business Services Group AD	8.2500	9.0500	BGN	28 113	93	245 729.05
Telematic Interactive Bulgaria AD-Sofia	16.2000	17.7000	BGN	21 830	198	378 071.60
Bulgarian Real Estate Fund REIT-Sofia	2.5400	3.2000	BGN	356 715	266	991 163.56
Hydraulic Elements and Systems /HES/ AD-Yambol	5.3500	5.6500	BGN	7 223	44	39 230.50
Chimimport AD	0.7000	0.8450	BGN	483 963	251	369 967.99
Holding Varna AD	44.8000	45.4000	BGN	1 380	17	62 420.80
Shelly Group AD	32.1000	37.7000	EUR	23 883	409	1 657 801.75

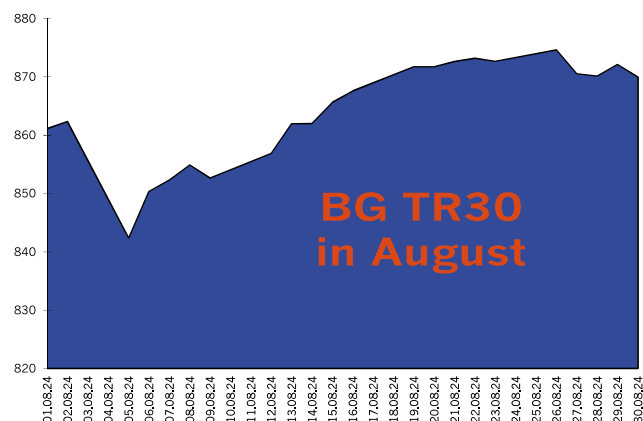
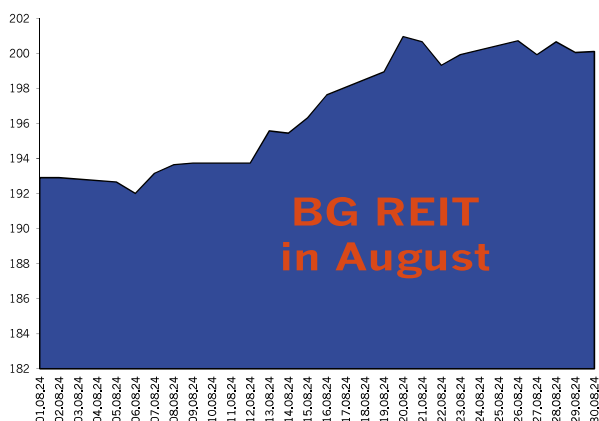


## BG REIT Components

Issuer	Min. price	Max. price	Price currency	Volume (lots)	Trades	Turnover (BGN)
Advance Terrafund REIT-Sofia	3.1700	3.2500	BGN	105 975	183	340 286.15
Balkan and Sea Properties REIT	23.0000	23.0000	BGN	42	3	966.00
Roi Property Fund REIT	8.6500	8.6500	BGN	50	1	432.50
Sopharma Buildings REIT	12.0000	14.0000	BGN	5 870	32	80 534.70
Super Borovetz Property Fund REIT	3.1000	3.1000	BGN	125	1	387.50
Bulgarian Real Estate Fund REIT-Sofia	2.5400	3.2000	BGN	356 715	266	991 163.56
CCB Real Estate Fund REIT-Sofia	53.0000	53.0000	BGN	7	1	371.00

## BG TR30 Components

Issuer	Min. price	Max. price	Price currency	Volume (lots)	Trades	Turnover (BGN)
Agria Group Holding AD	18.9000	20.9000	BGN	16 755	228	330 977.10
Advance Terrafund REIT-Sofia	3.1700	3.2500	BGN	105 975	183	340 286.15
Balkan and Sea Properties REIT	23.0000	23.0000	BGN	42	3	966.00
Bulgarian Stock Exchange AD	7.3000	8.4500	BGN	61 934	352	485 929.85
Velgraf Asset Management AD-Sofia	4.7400	4.7400	BGN	200	2	948.00
Gradus AD-Stara Zagora	1.3500	1.5000	BGN	17 061	23	24 331.96
Doverie United Holding PLC	8.4800	8.7200	BGN	31 266	149	267 566.36
Eurohold Bulgaria AD	1.4000	1.5100	BGN	551 745	83	808 074.41
Elana Agrocredit AD	1.0500	1.0900	BGN	148 909	79	159 326.36
Zlaten Lev Holding AD	3.6000	3.8200	BGN	200	6	742.50
Eleven Capital AD-Sofia	16.8000	17.8000	BGN	10 135	110	174 642.00
Galata Investment Company AD	2.5400	2.5400	BGN	72 150	11	183 261.00
Capital Management SPV-Sofia	80.0000	80.0000	BGN	6	1	480.00
M+S Hydraulic AD-Kazanlak	9.0000	10.1000	BGN	25 128	161	237 817.10
Rodna Zemya Holding AD	3.0600	3.0600	BGN	150	1	459.00
Synthetica AD	59.5000	63.5000	BGN	18 654	10	1 119 307.00
Sirma Group Holding AD	1.0200	1.1600	BGN	385 799	224	428 253.80
Sopharma AD	5.7400	6.0000	BGN	98 287	207	574 447.94
Sopharma Buildings REIT	12.0000	14.0000	BGN	5 870	32	80 534.70
Sopharma Trading AD-Sofia	5.6000	5.8500	BGN	12 190	52	69 251.15
Stara Planina Hold AD-Sofia	9.5000	10.2000	BGN	3 148	29	30 987.40
Super Borovetz Property Fund REIT	3.1000	3.1000	BGN	125	1	387.50
CB First Investment Bank AD-Sofia	4.5600	5.5000	BGN	109 149	250	547 870.20
CB Texim Bank AD	3.6000	3.6000	BGN	163	2	586.80
CB Central Cooperative Bank AD	1.5700	1.8300	BGN	160 407	109	274 945.42
Bulgarian Real Estate Fund REIT-Sofia	2.5400	3.2000	BGN	356 715	266	991 163.56
Chimimport AD	0.7000	0.8450	BGN	483 963	251	369 967.99
Himsnab Bulgaria AD-Sofia	63.5000	63.5000	BGN	7	1	444.50
Holding Varna AD	44.8000	45.4000	BGN	1 380	17	62 420.80
Shelly Group AD	32.1000	37.7000	EUR	23 883	409	1 657 801.75



# Financial Ratios

**AUGUST  
2024**

## EuroBridge Market Segment\* (based on non-consolidated reports\*\*)

Issue	Issuer	P / E	P / S	P / B	P / EBIT	ROA	EBIT / Total Asts.	ROE	EBIT / Equity	Current Ratio	Debt / Equity	Assets Turnover
SLYG	Shelly Group AD	278.00	145.62	45.96	274.57	0.14	0.14	0.15	0.15	4.49	0.09	0.26

## EuroBridge Market Segment\* (based on consolidated reports\*\*)

Issue	Issuer	P / E	P / S	P / B	P / EBIT	ROA	EBIT / Total Asts.	ROE	EBIT / Equity	Current Ratio	Debt / Equity	Assets Turnover
SLYG	Shelly Group AD	30.99	7.11	10.20	26.65	0.33	0.37	0.38	0.43	8.62	0.11	1.43

## Premium Equities Segment\* (based on non-consolidated reports\*\*)

Issue	Issuer	P / E	P / S	P / B	P / EBIT	ROA	EBIT / Total Asts.	ROE	EBIT / Equity	Current Ratio	Debt / Equity	Assets Turnover
AGH	Agria Group Holding AD	7.33	4.85	1.14	5.64	0.09	0.11	0.17	0.22	0.12	0.47	0.13
BSE	Bulgarian Stock Exchange AD	13.14	6.01	3.11	12.18	0.20	0.20	0.25	0.25	2.90	0.21	0.43
CCB	CB Central Cooperative Bank AD	2.23	0.80	0.27		0.01		0.13			0.91	
FIB	CB First Investment Bank AD-Sofia	7.41	1.44	0.50		0.01		0.07			0.90	
CHIM	Chimimport AD	10.00	3.08	0.16	6.30	0.01	0.02	0.02	0.03	1.91	0.15	0.05
KBG	Korado Bulgaria AD	15.88	1.71	2.72	11.18	0.13	0.15	0.17	0.19	2.66	0.23	1.19
MONB	Monbat AD	22.10	0.36	0.68	4.40	0.01	0.05	0.03	0.12	1.26	0.54	0.86
SGH	Sirma Group Holding AD	64.85	9.33	0.91	39.02	0.01	0.01	0.01	0.01	2.05	0.20	0.08
SFA	Sopharma AD	26.79	3.23	1.60	14.87	0.04	0.05	0.06	0.07	2.80	0.21	0.34

## Premium Equities Segment\* (based on consolidated reports\*\*)

Issue	Issuer	P / E	P / S	P / B	P / EBIT	ROA	EBIT / Total Asts.	ROE	EBIT / Equity	Current Ratio	Debt / Equity	Assets Turnover
AGH	Agria Group Holding AD	6.24	0.18	0.43	2.14	0.03	0.06	0.07	0.13	1.00	0.57	1.08
BSE	Bulgarian Stock Exchange AD	3.49	1.75	1.38	2.98	0.04	0.05	0.47	0.53	1.05	0.91	0.08
CCB	CB Central Cooperative Bank AD	2.19	0.75	0.27		0.01		0.13			0.91	
FIB	CB First Investment Bank AD-Sofia	5.91	1.35	0.46		0.01		0.08			0.90	
CHIM	Chimimport AD	2.24	0.01	0.12	0.72	0.01	0.01	0.06	0.09	1.27	0.86	1.18
MONB	Monbat AD	44.39	0.30	0.53	2.42	0.01	0.05	0.01	0.10	1.31	0.55	0.74
SGH	Sirma Group Holding AD		0.77	0.88	33.31					2.25	0.19	0.86
SFA	Sopharma AD	12.50	0.49	1.33	6.08	0.05	0.07	0.10	0.14	1.46	0.45	1.34

## Standard Equities Segment\* (based on non-consolidated reports\*\*)

Issue	Issuer	P / E	P / S	P / B	P / EBIT	ROA	EBIT / Total Asts.	ROE	EBIT / Equity	Current Ratio	Debt / Equity	Assets Turnover
ALB	Albena AD	23.27	1.17	0.23	4.77	0.01	0.01	0.01	0.02	0.52	0.21	0.15
ALCM	Alcomet AD-Shumen		0.26	0.40	7.06					1.30	0.42	0.95
ASKR	Asenova Krepost AD	363.51	3.42	1.69	30.39	0.00	0.02	0.00	0.03	7.88	0.41	0.29
BNR	Bianor Holding AD		110.12	1.97						1.72	0.27	0.01
BBRD	Billboard AD-Sofia	4.51	0.55	0.54	2.17	0.07	0.09	0.13	0.16	0.90	0.43	0.57
BRP	Bulgarian River Shipping AD-Ruse	28.30	1.09	0.27	9.69	0.01	0.01	0.01	0.01	1.99	0.07	0.23
BMTL	Bulmetal AD			1.07	1.71					1.03	0.42	
TXIM	CB Texim Bank AD	48.40	5.02	2.04		0.00		0.04			0.91	
DUH	Doverie United Holding PLC	803.42	38.54	3.93	118.56	0.00	0.01	0.00	0.02	0.44	0.47	0.05
EAC	Elana Agrocredit AD	15.70	2.46	0.95	7.79	0.03	0.07	0.06	0.12	3.79	0.45	0.21
11C	Eleven Capital AD-Sofia	11.72	8.00	1.03	8.73	0.08	0.11	0.09	0.12	1.12	0.11	0.12
ELHM	Elhim Iskra AD-Pazardzhik		0.49	0.49						8.37	0.13	0.85
EMKA	EMKA AD-Sevlievo	9.80	0.60	1.36	7.20	0.13	0.14	0.14	0.16	8.53	0.11	2.15
ETR	Etropal AD-Etropole	86.35	1.62	2.46	14.84	0.01	0.03	0.03	0.07	0.74	0.54	0.71

\* Ratios are calculated on the base of the last weighted-average price as of the end of the month

\*\* Financial reports data (ttm)

Methodology for Calculation of Financial Ratios is available at [http://download.bse-sofia.bg/pdf/methodology\\_en.pdf](http://download.bse-sofia.bg/pdf/methodology_en.pdf)

# Financial Ratios

August  
2024

Issue	Issuer	P / E	P / S	P / B	P / EBIT	ROA	EBIT / Total Asts.	ROE	EBIT / Equity	Current Ratio	Debt / Equity	Assets Turnover
EUBG	Eurohold Bulgaria AD		10.01	1.74	50.03		0.01		0.03	0.41	0.66	0.06
FZLS	Fazerles AD-Silistra		0.46	0.42						16.26	0.07	0.81
FORM	Formoplast AD-Kardzhali			2.93						1.07	0.23	
GTH	Galata Investment Company AD	2353.65	532.63	2.22	2291.72	0.00	0.00	0.00	0.00	83.63		
GR6	Gradus AD-Stara Zagora	1542.97	245.02	1.14	1022.77	0.00	0.00	0.00	0.00	337.08		
CHSB	Himsnab Bulgaria AD-Sofia	13.64	94.70	1.57	16.72	0.10	0.08	0.12	0.10	3.58	0.19	0.01
HCEN	Holding Center AD	580.14	8.92	1.10	14.81	0.00	0.03	0.00	0.07	1.86	0.63	0.05
HNVK	Holding Nov Vek AD	156.12	18.81	1.88	33.52	0.01	0.03	0.01	0.06	2.05	0.56	0.05
HSOF	Holding Sveta Sofia AD-Sofia		9.38	0.95	11.52		0.03		0.08	1.07	0.69	0.03
HVAR	Holding Varna AD	49.93	36.28	1.42	32.99	0.02	0.03	0.03	0.04	1.54	0.19	0.03
HES	Hydraulic Elements and Systems /HES/ AD-Yambol	31.64	1.30	2.05	12.63	0.05	0.06	0.06	0.08	1.73	0.28	1.15
HIKA	Industrial Capital Holding AD-Sofia	13.09	8.63	1.44	13.04	0.11	0.11	0.12	0.12	4.85	0.11	0.16
IHB	Industrial Holding Bulgaria PLC-Sofia	26.83	15.50	0.60	24.82	0.02	0.02	0.02	0.02	2.47	0.13	0.04
IDH	Industry Development Holding AD	46.04	5.24	1.07	7.55	0.01	0.03	0.02	0.14	1.56	0.76	0.05
IBG	Investor.BG AD-Sofia	96.36	11.10	2.40	68.64	0.02	0.02	0.03	0.03	1.92	0.13	0.19
MSH	M+S Hydraulic AD-Kazanlak	18.95	2.19	3.12	11.49	0.12	0.13	0.16	0.17	2.10	0.24	1.05
NLC	Neo London Capital PLC	9.07	4.03	1.03	4.72	0.03	0.06	0.12	0.24	2.41	0.75	0.07
NEOH	Neochim AD		0.19	0.34						9.63	0.10	1.63
ODES	Odessos Shiprepair Yard AD-Varna	11.41	1.87	2.00	8.20	0.16	0.18	0.18	0.20	3.14	0.13	0.96
NGAZ	Oil and Gas Exploration and Production AD-Sofia	26.90	2.44	0.67	9.19	0.02	0.03	0.03	0.03	2.69	0.21	0.22
PET	Petrol AD		0.05	3.10	1.43		0.03		0.86	0.86	0.98	1.92
HRZ	Rodna Zemya Holding AD	119.19	24.44	2.15	38.29	0.01	0.02	0.02	0.06	3.29	0.62	0.03
GAMZ	Severcoop Gamza Holding AD-Sofia	81.86	9.04	0.91	12.06	0.00	0.03	0.01	0.08	5.28	0.67	0.04
HSI	Sila Holding AD		32.89	2.05	42.49	0.00	0.02		0.05	2.29	0.63	0.02
SO	Smart Organic AD			3.53						7.62	0.22	
SCOM	Sofia Commerce-Pawn Brokerage AD	8.68	3.77	2.49	7.05	0.22	0.25	0.31	0.36	3.22	0.30	0.50
SFT	Sopharma Trading AD-Sofia	5.44	0.15	1.05	3.49	0.06	0.08	0.21	0.27	1.10	0.70	2.41
SPDY	Speedy AD-Sofia	22.29	2.83	10.33	12.78	0.20	0.23	0.45	0.52	1.12	0.59	1.60
SKEH	SS Konstantine and Elena Holding AD	117.51	5.07	1.15	24.03	0.00	0.02	0.01	0.04	3.73	0.36	0.11
SPH	Stara Planina Hold AD-Sofia	30.06	21.90	4.37	30.05	0.12	0.12	0.15	0.15	1.30	0.24	0.16
SNRG	Synergion Holding AD-Sofia	1.13	0.96	0.12	1.07	0.11	0.11	0.11	0.12	53.98	0.04	0.12
SYN	Synthetica AD		141.53	29.33	2474.03		0.00		0.01	0.27	0.93	0.02
THQM	Tchaikapharma High Quality Medicines AD	763.79	29.63	13.64	265.64	0.02	0.02	0.02	0.03	5.60	0.13	0.40
TBS	Telelink Business Services Group AD	29.20	14.68	4.38	28.38	0.12	0.13	0.16	0.16	0.81	0.37	0.25
TIB	Telematic Interactive Bulgaria AD-Sofia	11.51	1.93	4.58	10.11	0.28	0.31	0.37	0.41	2.47	0.31	1.65
TCH	TK-Hold PLC	135.33	47.13	3.29	99.51	0.01	0.01	0.02	0.03	0.94	0.57	0.03
TOPL	Toplivo AD-Sofia		0.15	0.39	23.46					1.85	0.32	1.78
T57	Trace Group Hold AD-Sofia	5.21	0.27	0.82	3.77	0.06	0.08	0.16	0.20	1.16	0.67	1.26
VAM	Velgraf Asset Management AD-Sofia	1108.36	45.04	2.76	67.40	0.00	0.02	0.00	0.04	1.46	0.50	0.03
WMG	Web Media Group AD		6.50	3.20	18.94		0.01		0.02	4.02	0.66	0.14
ZHBG	Zarneni Hrani Bulgaria AD-Sofia	15.83	2.93	0.09	6.90	0.00	0.01	0.01	0.01	1.88	0.18	0.03
HLEV	Zlaten Lev Holding AD	89.39	17.20	3.36	23.69	0.01	0.04	0.04	0.14	13.13	0.82	0.05

\* Ratios are calculated on the base of the last weighted-average price as of the end of the month

\*\* Financial reports data (ttm)

Methodology for Calculation of Financial Ratios is available at [http://download.bse-sofia.bg/pdf/methodology\\_en.pdf](http://download.bse-sofia.bg/pdf/methodology_en.pdf)

# Financial Ratios

**AUGUST  
2024**

## Standard Equities Segment\* (based on consolidated reports\*\*)

Issue	Issuer	P / E	P / S	P / B	P / EBIT	ROA	EBIT / Total Asts.	ROE	EBIT / Equity	Current Ratio	Debt / Equity	Assets Turnover
ALB	Albena AD	21.91	0.81	0.24	3.76	0.01	0.01	0.01	0.02	0.70	0.25	0.22
ALCM	Alcomet AD-Shumen		0.26	0.40	7.06					1.30	0.42	0.95
ASKR	Asenova Krepost AD			1.70	0.09					3.19	0.26	
BNR	Bianor Holding AD		2.53	2.04						1.26	0.45	0.50
BBRD	Billboard AD-Sofia	2.82	0.16	0.30	1.07	0.05	0.09	0.11	0.15	1.07	0.40	0.94
BRP	Bulgarian River Shipping AD-Ruse	16.62	0.78	0.25	5.41	0.01	0.02	0.02	0.02	3.11	0.08	0.30
BMTL	Bulmetal AD			1.00	0.31					1.26	0.53	
TXIM	CB Texim Bank AD	48.40	5.02	2.04		0.00		0.04			0.91	
DUH	Doverie United Holding PLC	3.45	0.31	0.36	1.03	0.02	0.05	0.11	0.24	1.60	0.82	0.17
ETR	Etropal AD-Etropole	21 500.00	1.57	2.54	19.42	0.00	0.01	0.00	0.03	0.70	0.56	0.74
EUBG	Eurohold Bulgaria AD		0.12	3.28	1.53	0.00	0.05		0.66	1.51	0.95	1.23
GR6	Gradus AD-Stara Zagora	76.85	2.15	1.19	26.03	0.01	0.02	0.02	0.02	3.71	0.11	0.48
CHSB	Himsnab Bulgaria AD-Sofia	18.25	2.33	1.14	12.03	0.04	0.06	0.07	0.08	2.41	0.29	0.31
HCEN	Holding Center AD	305.02	8.68	1.07	14.48	0.00	0.03	0.00	0.07	1.86	0.62	0.05
HNVK	Holding Nov Vek AD		2.95	2.26	71.93				0.00	1.68	0.70	0.22
HSOF	Holding Sveta Sofia AD-Sofia	2.79	0.92	5.39	0.00		0.03		0.12	1.33	0.74	0.06
HVAR	Holding Varna AD		3.25	1.61	22.25		0.01		0.03	1.18	0.52	0.20
HIKA	Industrial Capital Holding AD-Sofia	9.10	0.13	0.57	0.96	0.02	0.12	0.07	0.14	3.64	0.20	1.24
IHB	Industrial Holding Bulgaria PLC-Sofia	42.86	1.33	0.42	8.55	0.01	0.01	0.01	0.01	3.96	0.12	0.28
IDH	Industry Development Holding AD	2.96	1.39	0.52	1.91	0.04	0.07	0.19	0.21	2.07	0.67	0.09
IBG	Investor.BG AD-Sofia		4.62	4.88	79.21				0.01	0.85	0.61	0.38
MSH	M+S Hydraulic AD-Kazanlak	19.51	2.00	3.09	10.65	0.11	0.14	0.15	0.19	2.26	0.26	1.09
NLC	Neo London Capital PLC	8.00	2.39	0.98	3.17	0.02	0.05	0.13	0.22	1.35	0.78	0.07
NEOH	Neochim AD		0.19	0.34						9.60	0.10	1.63
NGAZ	Oil and Gas Exploration and Production AD-Sofia	30.12	1.49	0.74	9.09	0.02	0.03	0.02	0.03	3.53	0.20	0.38
PET	Petrol AD	3.79	0.05	1.21	0.89	0.02	0.07	0.36	1.13	1.17	0.94	1.94
HRZ	Rodna Zemya Holding AD	64.80	0.86	1.74	6.72	0.01	0.02	0.03	0.07	1.65	0.66	0.57
GAMZ	Severcoop Gamza Holding AD-Sofia	29.28	10.26	0.86	14.98	0.01	0.02	0.03	0.05	4.59	0.67	0.03
HSI	Sila Holding AD	145.12	15.28	1.85	24.19	0.00	0.03	0.01	0.06	3.73	0.59	0.05
SO	Smart Organic AD			3.72	1.14					5.29	0.26	
SCOM	Sofia Commerce-Pawn Brokerage AD	8.42	3.36	2.32	6.48	0.20	0.24	0.30	0.31	5.45	0.20	0.50
SFT	Sopharma Trading AD-Sofia	5.78	0.11	1.33	2.45	0.05	0.07	0.27	0.37	1.10	0.79	2.68
SPDY	Speedy AD-Sofia	23.48	2.03	10.39	10.98	0.16	0.19	0.43	0.52	1.05	0.66	1.83
SKEH	SS Konstantine and Elena Holding AD		1.50	1.75	13.38				0.01	0.03	1.09	0.66
SPH	Stara Planina Hold AD-Sofia	29.58	0.66	1.54	4.76	0.02	0.08	0.05	0.10	2.37	0.22	0.93
SNRG	Synergon Holding AD-Sofia	4.41	0.02	0.08	1.21	0.01	0.02	0.02	0.03	1.77	0.29	2.45
SYN	Synthetica AD			9.71	35.64					0.57	0.86	
THQM	Tchaikapharma High Quality Medicines AD	764.59	29.63	13.64	265.73	0.02	0.02	0.02	0.03	5.60	0.13	0.40
TBS	Telelink Business Services Group AD	11.10	0.58	3.87	6.69	0.08	0.10	0.40	0.48	1.08	0.79	1.57
TIB	Telematic Interactive Bulgaria AD-Sofia	12.64	1.85	4.64	10.20	0.25	0.28	0.33	0.37	2.34	0.33	1.68
TCH	TK-Hold PLC	123.47	4.80	1.49	33.70	0.01	0.01	0.01	0.01	7.21	0.10	0.26
TOPL	Toplivo AD-Sofia			0.32	574.92					2.07	0.40	
T57	Trace Group Hold AD-Sofia	5.33	0.23	0.83	3.46	0.06	0.07	0.16	0.20	1.18	0.70	1.30
VAM	Velgraf Asset Management AD-Sofia	7 974.76	44.02	2.80	75.76	0.00	0.02	0.00	0.03	1.52	0.51	0.03
WMG	Web Media Group AD		4.00	3.68	15.35				0.00	3.37	0.70	0.23
ZHBG	Zarneni Hrani Bulgaria AD-Sofia	5.25	0.30	0.09	1.64	0.01	0.02	0.02	0.03	3.41	0.22	0.21
HLEV	Zlaten Lev Holding AD	33.60	8.39	3.11	14.27	0.02	0.05	0.10	0.21	2.74	0.86	0.09

\* Ratios are calculated on the base of the last weighted-average price as of the end of the month

\*\* Financial reports data (ttm)

Methodology for Calculation of Financial Ratios is available at [http://download.bse-sofia.bg/pdf/methodology\\_en.pdf](http://download.bse-sofia.bg/pdf/methodology_en.pdf)



# Financial Ratios

**AUGUST  
2024**

## SPVs Segment\* (based on non-consolidated reports\*\*)

Issue	Issuer	P / E	P / S	P / B	P / EBIT	ROA	EBIT / Total Asts.	ROE	EBIT / Equity	Current Ratio	Debt / Equity	Assets Turnover
ATER	Advance Terrafund REIT-Sofia	19.17	14.12	0.85	19.17	0.04	0.04	0.04	0.04	3.48	0.01	0.06
AKTV	Aktiv Properties REIT		6.95	0.51	10.90		0.02		0.05	12.34	0.61	0.03
ALT	Alteron REIT	58.53	24.23	1.12	19.44	0.01	0.02	0.02	0.06	1.72	0.62	0.02
BSP	Balkan and Sea Properties REIT	176.78	38.02	2.84	48.86	0.01	0.03	0.02	0.06	1.00	0.57	0.03
BPF	Bravo Property Fund REIT	18.04	6.53	0.93	12.27	0.03	0.05	0.05	0.08	3.56	0.39	0.09
BREF	Bulgarian Real Estate Fund REIT-Sofia	6.16	4.58	0.79	5.81	0.11	0.11	0.14	0.14	0.82	0.19	0.14
BRF	Bulgarian Receivables Fund SPE	5.35	1.21	1.31	2.05	0.02	0.04	0.28	0.74	2.61	0.94	0.07
LAND	Bulland Investments REIT-Sofia		628.97	0.82						37.54	0.01	
CAPM	Capital Management SPV-Sofia	35.35	11.17	1.78	28.67	0.04	0.04	0.05	0.06	5.09	0.27	0.12
EXPR	Exclusive Property REIT-Sofia	15.58	10.46	1.23	13.29	0.05	0.06	0.08	0.09	0.21	0.31	0.08
FPP	FairPlay Properties REIT-Sofia	20.44	7.09	0.69	14.23	0.03	0.03	0.03	0.04	6.92	0.30	0.07
FAM	Finance Assistance Management SPV	36.43	1.20	3.10	1.31	0.00	0.06	0.08	2.30	3.19	0.98	0.06
PREM	Premier Fund REIT	43.96	3.72	1.21	11.24	0.01	0.03	0.03	0.10	0.02	0.72	0.09
RPF	Roi Property Fund REIT		44.24	2.11	159.13		0.01		0.01	1.35	0.44	0.03
SFB	Sopharma Buildings REIT		773.91	6.87						2.58	0.36	0.01
SFI	Sopharma Properties REIT-Sofia	15.98	11.67	2.13	15.90	0.13	0.13	0.14	0.14	1.14	0.07	0.18
SBPF	Super Borovetz Property Fund REIT	32.84	8.14	1.39	22.89	0.03	0.04	0.04	0.06	1.01	0.37	0.11

\* Ratios are calculated on the base of the last weighted-average price as of the end of the month

\*\* Financial reports data (ttm)

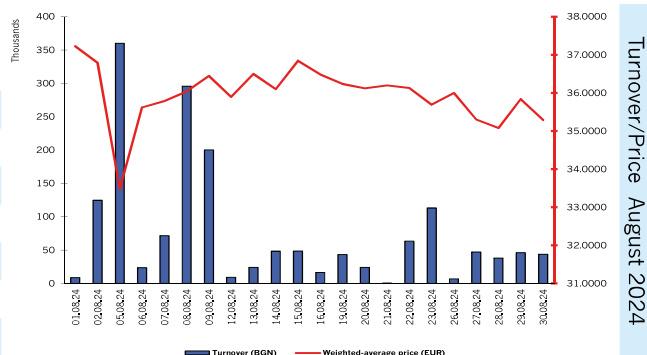
Methodology for Calculation of Financial Ratios is available at [http://download.bse-sofia.bg/pdf/methodology\\_en.pdf](http://download.bse-sofia.bg/pdf/methodology_en.pdf)

# Top 5 Stocks by Trades

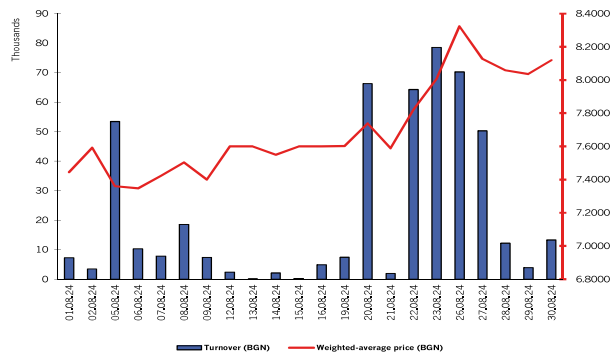
August 2024

## Shelly Group

BSE code of the issue	SLYG
Volume of the issue (common shares)	18 105 559
Nominal value (BGN per share)	1.00
Last gross dividend 2023 (EUR per share)	0.13
Trading on regulated market as from the beginning of the year	
Volume in lots	409 062
Value in BGN	25 585 059.53
Trades	4 760



Turnover/Price August 2024

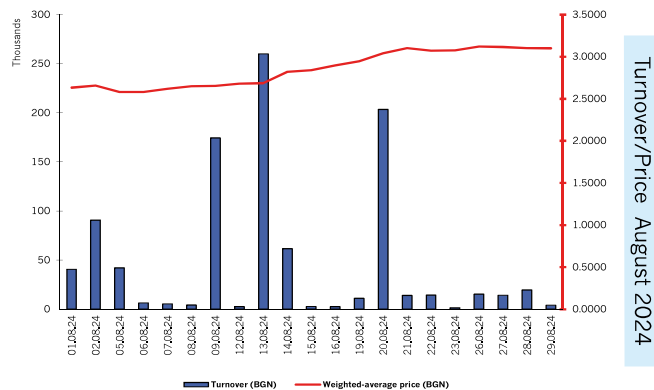


## Bulgarian Stock Exchange

BSE code of the issue	BSE
Volume of the issue (common shares)	13 165 720
Nominal value (BGN per share)	1.00
Last gross dividend 2023 (BGN per share)	0.2960
Trading on regulated market as from the beginning of the year	
Volume in lots	288 302
Value in BGN	3 545 505.85
Trades	1 866

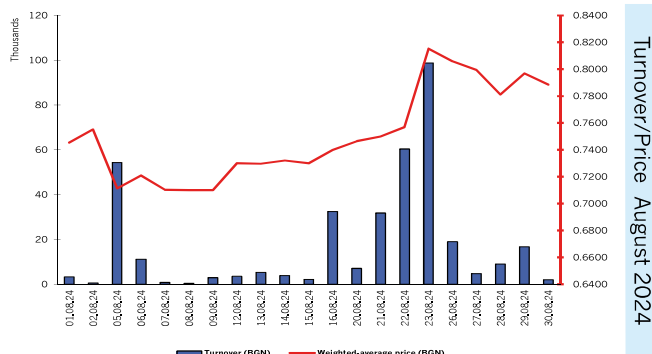
## Bulgarian Real Estate Fund REIT

BSE code of the issue	BREF
Volume of the issue (common shares)	34 641 925
Nominal value (BGN per share)	1.00
Last gross dividend 2023 (BGN per share)	0.00
Trading on regulated market as from the beginning of the year	
Volume in lots	1 144 853
Value in BGN	2 999 419.46
Trades	1 080

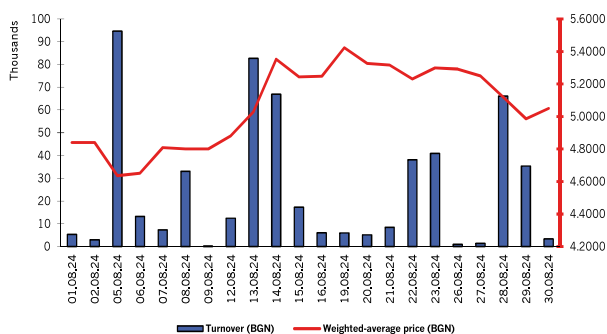


## Chimimport

BSE code of the issue	CHIM
Volume of the issue (common shares)	239 646 267
Nominal value (BGN per share)	1.00
Last gross dividend 2022 (BGN per share)	0.00
Trading on regulated market as from the beginning of the year	
Volume in lots	3 324 868
Value in BGN	2 441 742.86
Trades	1 849



## Turnover/Price August 2024



## First Investment Bank

BSE code of the issue	FIB
Volume of the issue (common shares)	149 084 800
Nominal value (BGN per share)	1.00
Last gross dividend 2023 (BGN per share)	0.00
Trading on regulated market as from the beginning of the year	
Volume in lots	3 169 199
Value in BGN	10 631 722.16
Trades	4 155