

**August  
2020**

# **MONTHLY BULLETIN**



**БФБ**

**BULGARIAN STOCK EXCHANGE**

1000 Sofia, 6 Tri ushi St.

Tel: (+359 2) 937 09 45; Fax: (+359 2) 937 09 46

<http://www.bse-sofia.bg>; e-mail: [bse@bse-sofia.bg](mailto:bse@bse-sofia.bg)

# General Statistics

August  
2020

Capitalization of BSE Main Market		Change	
As of 31 August 2020			
Market Segment	Capitalization	July * 2020	August * 2019
Premium Equities Segment	1,309,357,712.27	6.99%	-27.12%
Standard Equities Segment	6,236,752,387.81	-0.10%	-0.58%
Special Purpose Vehicles Segment	767,665,771.66	0.40%	17.07%
<b>Total Capitalization of BSE Main Market</b>	<b>8,313,775,871.74</b>	<b>1.00%</b>	<b>-4.72%</b>

\* as of the end of the period

Issues admitted to trading on BSE Main Market			
Market Segment	Number of new issues	Number of delisted issues	Number of listed issues as of the end of the month
Premium Equities Segment	0	0	7
Standard Equities Segment	1	0	62
Special Purpose Vehicles Segment	0	0	16
Bonds Segment	1	0	72
Compensatory Instruments Segment	0	0	3
Exchange Traded Products Segment	0	0	14
Subscription Rights Segment	2	1	2
Initial Public Offering Segment	0	0	0
Government Securities Segment	0	0	15
<b>TOTAL :</b>	<b>4</b>	<b>1</b>	<b>191</b>

\* as of the end of the period

## BSE Indices

### SOFIX

Value *	434.21
Monthly change	-0.51%
Annual change	-23.48%
P/E **	3.67
P/B **	0.73

### BGBX 40

Value *	96.78
Monthly change	0.84%
Annual change	-13.83%
P/E **	5.84
P/B **	1.33

### BG TR30

Value *	482.15
Monthly change	3.33%
Annual change	-4.06%
P/E **	57.21
P/B **	1.21

### BG REIT

Value *	134.43
Monthly change	2.89%
Annual change	6.37%
P/E **	37.78
P/B **	1.24

\* Values as of 31 August 2020

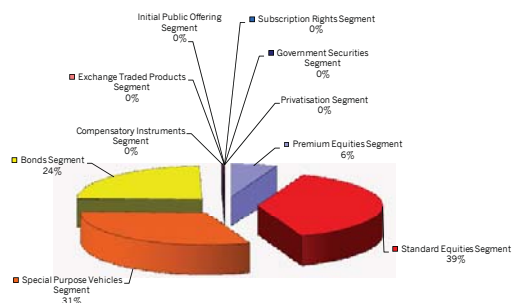
\*\* P (prices) are weighted-average

\*\* Financial reports data (ttm)

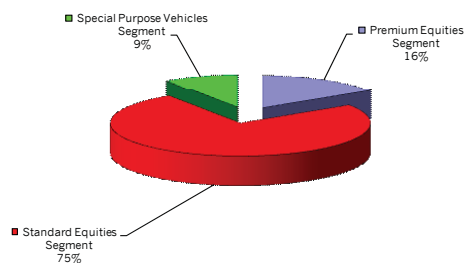
## Monthly Trading by BSE Main Market Segments

Market Segment	August 2020			Change in turnover (%)	
	Trades	Turnover (BGN)	Volume (lots)	July 2020	August 2019
Premium Equities Segment	975	2,019,410	2,885,210	122.16%	47.64%
Standard Equities Segment	1,602	13,100,578	7,999,155	-9.22%	-56.04%
Special Purpose Vehicles Segment	693	10,631,508	2,441,949	462.89%	409.66%
Bonds Segment	29	8,244,141	5,581	-31.23%	1407.35%
Compensatory Instruments Segment	34	82,855	153,441	-5.89%	-78.03%
Exchange Traded Products Segment	30	30,850	38,477	87.87%	-48.83%
Subscription Rights Segment	34	4,527	4,527,475	n/a	-42.47%
Initial Public Offering Segment	0	0	0	n/a	n/a
Government Securities Segment	0	0	0	n/a	-100.00%
Privatisation Segment	0	0	0	n/a	n/a
<b>TOTAL:</b>	<b>3,397</b>	<b>34,113,871</b>	<b>18,051,288</b>	<b>16.34%</b>	<b>-3.29%</b>

## Turnover by Segments of BSE Main Market



## Capitalization by Segments of BSE Main Market



## New issues admitted to trading on the BSE Main Market in August

Issue	Issuer	First Quotation Date	Trading Currency	Amount of the issue in the respective currency	Market Segment
C1D	Capman Debts Management AD-Sofia	12.08.2020	BGN	50,000	Standard Equities Segment
5CPA	CB Texim Bank AD-Sofia	06.08.2020	BGN	22,000,000	Bonds Segment

## Daily-Average Trading by BSE Main Market Segments

Market Segment	August 2020			Change in turnover (%)	
	Trades	Turnover (BGN)	Volume (lots)	July 2020	August 2019
Premium Equities Segment	46	96,162	137,391	143.32%	54.67%
Standard Equities Segment	76	623,837	380,912	-0.58%	-53.94%
Special Purpose Vehicles Segment	33	506,262	116,283	516.49%	433.93%
Bonds Segment	1	392,578	266	-24.69%	1479.12%
Compensatory Instruments Segment	2	3,945	7,307	3.07%	-76.98%
Exchange Traded Products Segment	1	1,469	1,832	105.76%	-46.39%
Subscription Rights Segment	2	216	215,594	n/a	-39.73%
Initial Public Offering Segment	0	0	0	n/a	n/a
Government Securities Segment	0	0	0	n/a	-100.00%
Privatisation Segment	0	0	0	n/a	n/a
<b>TOTAL:</b>	<b>162</b>	<b>1,624,470</b>	<b>859,585</b>	<b>27.42%</b>	<b>1.31%</b>

Number of trading sessions in August

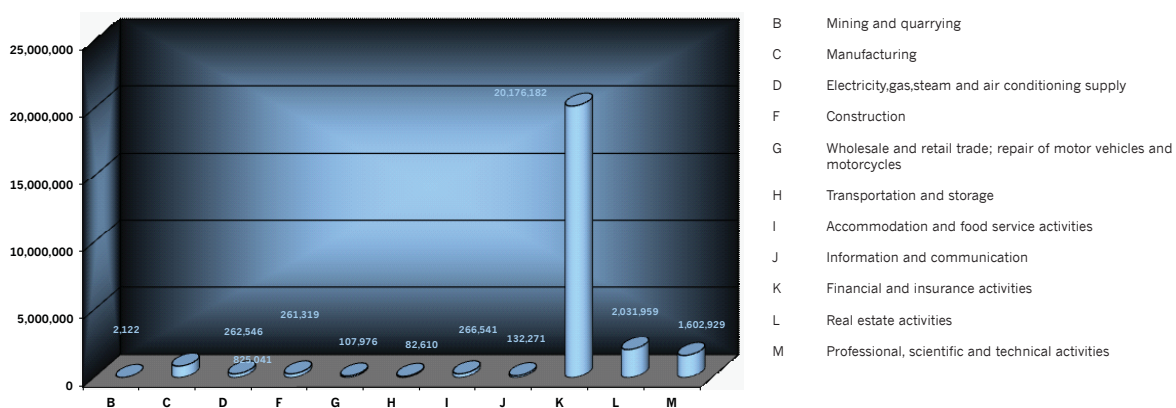
21

Monthly Average USD/BGN Exchange Rate

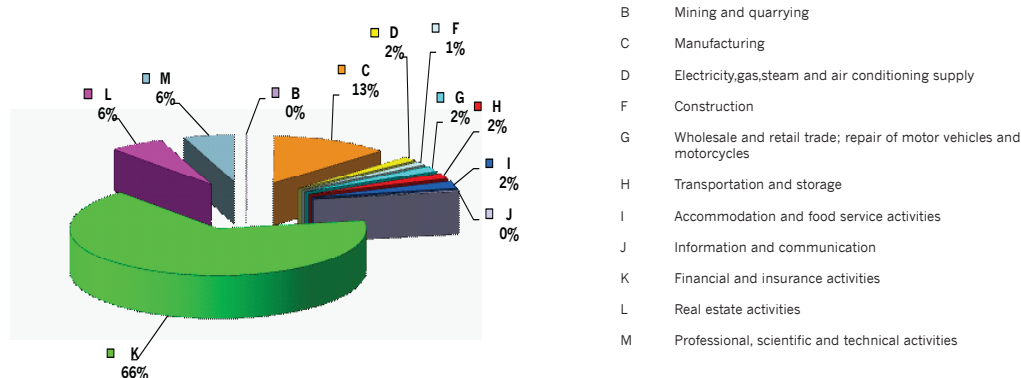
1.6542

Trading by sections under NACE, Rev. 2		Trades	Volume (lots)	Turnover (BGN)
B	Mining and quarrying	4	400	2,122.00
C	Manufacturing	432	231,806	825,041.26
D	Electricity,gas,steam and air conditioning supply	29	605	262,546.00
F	Construction	163	66,794	261,319.34
G	Wholesale and retail trade; repair of motor vehicles and motorcycles	112	50,593	107,976.47
H	Transportation and storage	58	2,410	82,609.70
I	Accommodation and food service activities	117	11,515	266,540.65
J	Information and communication	4	7,558	132,270.80
K	Financial and insurance activities	1,714	9,118,787	20,176,181.76
L	Real estate activities	45	1,273,664	2,031,959.36
M	Professional, scientific and technical activities	592	2,562,182	1,602,929.11

### Share of sections under NACE, Rev. 2 in the total turnover (BGN) on the BSE Main Market in August



### Share of sections under NACE, Rev. 2 in the total turnover on the BSE Main Market in the last 365 days



## TOP 5

### Liquidity Ranking

Issuer	Trades	Volume (lots)	Turnover (BGN)
Sirma Group Holding JSC-Sofia	484	2,494,183	1,226,407.15
Advance Terrafund REIT-Sofia	256	245,866	444,094.02
Bulgarian Real Estate Fund REIT-Sofia	228	244,806	426,950.14
Elana Agrocredit AD-Sofia	172	570,396	553,033.58
Trace Group Hold AD-Sofia	163	66,794	261,319.34

## TOP 5

### Members

Trades		Turnover (BGN)	
Inv. Intermediary "Karoll" AD	2,306	Inv. Intermediary "Euro - Finance" AD	18,035,058.59
Inv. Intermediary "Elana Trading" AD	1,525	Inv. Intermediary "ABV Investments" EOOD	10,764,072.91
Inv. Intermediary "First Financial Brokerage House" EOOD	666	Inv. Intermediary "Capman" AD	9,893,985.29
Inv. Intermediary "UG Market" AD	434	Inv. Intermediary "Karoll" AD	6,687,651.07
Inv. Intermediary "BenchMark Finance" AD	394	CB "Texim Bank" AD	5,131,286.41

## TOP 30

### Capitalization as of 31 August 2020

Issues of shares on the BSE Main Market

Issue	Issuer	Nominal (BGN)	Amount (Shares)	Closing price (BGN)	Capitalization (BGN)
7TH	Tchaikapharma High Quality Medicines AD-Sofia	1.00	84,500,000	12.7000	1,073,150,000.00
3CZ	CEZ Distribution Bulgaria AD-Sofia	1.00	1,928,000	220.0000	424,160,000.00
3JR	Sopharma AD-Sofia	1.00	134,797,899	3.1000	417,873,486.90
GR6	Gradus AD-Stara Zagora	1.00	243,608,710	1.4400	350,796,542.40
OSP	Speedy AD-Sofia	1.00	5,377,619	59.5000	319,968,330.50
5F4	CB First Investment Bank AD-Sofia	1.00	149,084,800	2.0200	301,151,296.00
4EH	Eurohold Bulgaria AD-Sofia	1.00	197,525,600	1.4700	290,362,632.00
1VX	Velgraf Asset Management AD-Sofia	1.00	68,979,758	4.0600	280,057,817.48
5V2	Holding Varna AD-Varna	1.00	6,485,897	39.6000	256,841,521.20
6C4	Chimimport AD-Sofia	1.00	239,646,267	0.9600	230,060,416.32
5MH	M+S Hydraulic AD-Kazanlak	1.00	39,445,200	5.3000	209,059,560.00
SO5	Sopharma Trading AD-Sofia	1.00	34,276,050	5.4000	185,090,670.00
5BN	CB Bulgarian American Credit Bank AD-Sofia	1.00	24,691,313	6.7500	166,666,362.75
6A6	Advance Terrafund REIT-Sofia	1.00	85,110,091	1.7600	149,793,760.16
GTH	Galata Investment Company AD-Varna	1.00	68,571,234	1.9800	135,771,043.32
EHN	Synthetica AD-Sofia	1.00	3,000,000	44.2000	132,600,000.00
6R2	Rodna Zemya Holding AD-Dobrich	1.00	56,010,597	2.3000	128,824,373.10
5MB	Monbat AD-Sofia	1.00	39,000,000	3.2600	127,140,000.00
4CF	CB Central Cooperative Bank AD-Sofia	1.00	127,129,970	0.9800	124,587,370.60
58E	Himsnab Bulgaria AD-Sofia	1.00	2,494,631	49.0000	122,236,919.00
6S6	Sopharma Properties REIT-Sofia	1.00	21,415,928	5.6500	120,999,993.20
5H4	Balkan and Sea Properties REIT-Varna	1.00	6,925,156	17.4000	120,497,714.40
94G	235 Holdings AD-Sofia	1.00	5,109,000	22.6000	115,463,400.00
5CQ	Capital Management SPV-Sofia	1.00	1,758,296	65.0000	114,289,240.00
1CZ	CEZ Electro Bulgaria AD-Sofia	10.00	5,000	20,400.0000	102,000,000.00
TBS	Telelink Business Services Group AD-Sofia	1.00	12,500,000	8.1500	101,875,000.00
6AB	Albena AD-Albena	1.00	4,273,126	23.0000	98,281,898.00
6N3	Holding Nov Vek AD-Sofia	1.00	5,610,437	17.4000	97,621,603.80
5SR	Stara Planina Hold AD-Sofia	1.00	21,000,000	4.5000	94,500,000.00
6AM	Alcomet AD-Shumen	1.00	17,952,959	5.2500	94,253,034.75

### Premium Equities Segment

Issue	Issuer	Nominal (BGN)	Amount (Shares)	Closing price (BGN)	Capitalisation (BGN)
3JR	Sopharma AD-Sofia	1.00	134,797,899	3.1000	417,873,486.90
4CF	CB Central Cooperative Bank AD-Sofia	1.00	127,129,970	0.9800	124,587,370.60
4KX	Korado Bulgaria AD-Strazhitsa	1.00	13,168,614	5.2000	68,476,792.80
5F4	CB First Investment Bank AD-Sofia	1.00	149,084,800	2.0200	301,151,296.00
5MB	Monbat AD-Sofia	1.00	39,000,000	3.2600	127,140,000.00
6C4	Chimimport AD-Sofia	1.00	239,646,267	0.9600	230,060,416.32
SKK	Sirma Group Holding JSC-Sofia	1.00	59,360,518	0.6750	40,068,349.65

### Standard Equities Segment

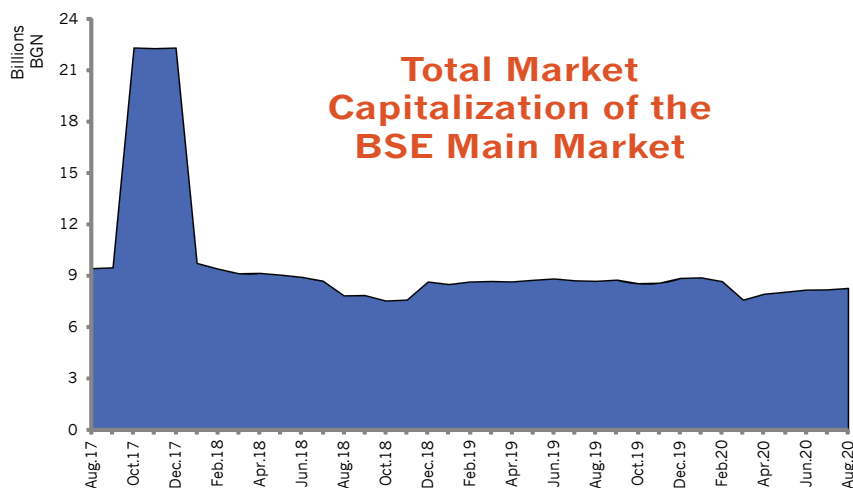
Issue	Issuer	Nominal (BGN)	Amount (Shares)	Closing price (BGN)	Capitalisation (BGN)
94G	235 Holdings AD-Sofia	1.00	5,109,000	22.6000	115,463,400.00
A72	Agria Group Holding AD-Varna	1.00	6,800,000	4.3000	29,240,000.00
6AB	Albena AD-Albena	1.00	4,273,126	23.0000	98,281,898.00
6AM	Alcomet AD-Shumen	1.00	17,952,959	5.2500	94,253,034.75
A4L	Allterco AD-Sofia	1.00	15,000,000	3.8800	58,200,000.00
A00	BG Agro AD-Varna	1.00	40,357,440	1.0000	40,357,440.00
5BP	Billboard AD-Sofia	1.00	15,000,000	0.2600	3,900,000.00
5BR	Bulgarian River Shipping AD-Ruse	1.00	35,708,674	0.4600	16,425,990.04
BSO	Bulgarian Stock Exchange-Sofia	1.00	6,582,860	4.7800	31,466,070.80
C1D	Capman Debts Management AD-Sofia	1.00	50,000		
5BN	CB Bulgarian American Credit Bank AD-Sofia	1.00	24,691,313	6.7500	166,666,362.75
5CP	CB Texim Bank AD-Sofia	1.00	27,995,036	2.8400	79,505,902.24
3CZ	CEZ Distribution Bulgaria AD-Sofia	1.00	1,928,000	220.0000	424,160,000.00
1CZ	CEZ Electro Bulgaria AD-Sofia	10.00	5,000	20,400.0000	102,000,000.00
5DOV	Doverie United Holding PLC-Sofia	1.00	18,736,099	3.3000	61,829,126.70
0EA	Elana Agrocredit AD-Sofia	1.00	36,629,925	1.0000	36,629,925.00
11C	Eleven Capital AD-Sofia	1.00	2,301,528	6.4000	14,729,779.20
52E	Elhim Iskra AD-Pazardzhik	1.00	25,108,410	0.6500	16,320,466.50
57E	EMKA AD-Sevlievo	1.00	21,699,726	1.9000	41,229,479.40
5EO	Etropal AD-Etropole	1.00	5,000,000	5.7500	28,750,000.00
4EH	Eurohold Bulgaria AD-Sofia	1.00	197,525,600	1.4700	290,362,632.00
4F6	Fazerles AD-Silistra	1.00	515,000	16.2000	8,343,000.00
4F8	Formoplast AD-Kardzhali	1.00	3,798,905	6.0000	22,793,430.00
GTH	Galata Investment Company AD-Varna	1.00	68,571,234	1.9800	135,771,043.32
GR6	Gradus AD-Stara Zagora	1.00	243,608,710	1.4400	350,796,542.40
58E	Himsnab Bulgaria AD-Sofia	1.00	2,494,631	49.0000	122,236,919.00
6N3	Holding Nov Vek AD-Sofia	1.00	5,610,437	17.4000	97,621,603.80
4HS	Holding Sveta Sofia AD-Sofia	1.00	9,940,391	3.8000	37,773,485.80
5V2	Holding Varna AD-Varna	1.00	6,485,897	39.6000	256,841,521.20
4HE	Hydraulic Elements and Systems AD-Yambol	1.00	18,193,752	3.7600	68,408,507.52
4I8	Industrial Capital Holding AD-Sofia	1.00	15,864,544	1.9500	30,935,860.80
4ID	Industrial Holding Bulgaria PLC-Sofia	1.00	107,400,643	0.7600	81,624,488.68
6R1	Industry Development Holding JSC-Sofia	1.00	9,980,925	2.2000	21,958,035.00
4IN	Investor.BG AD-Sofia	1.00	4,782,362	17.6000	84,169,571.20
4L4	Lavena AD-Shumen	1.00	9,919,410	3.6000	35,709,876.00
5MH	M+S Hydraulic AD-Kazanlak	1.00	39,445,200	5.3000	209,059,560.00
178B	Neo London Capital PLC-Sofia	100.00	99,950	160.0000	15,992,000.00
3NB	Neochim AD-Dimitrograd	1.00	2,654,358	29.6000	78,568,996.80
5ODE	Odessos Shiprepair Yard AD-Varna	1.00	586,642	69.0000	40,478,298.00
401	Oil and Gas Exploration and Production AD-Sofia	1.00	12,228,062	4.7200	57,716,452.64
5PET	Petrol AD-Sofia	4.00	27,312,403	0.2500	6,828,100.75
P2B	Port Flot-Burgas AD-Burgas	1.00	10,000,000	4.0600	40,600,000.00
RGL	Regala Invest AD-Varna	1.00	18,428,734	2.8200	51,969,029.88



Issue	Issuer	Nominal (BGN)	Amount (Shares)	Closing price (BGN)	Capitalisation (BGN)
6R2	Rodna Zemya Holding AD-Dobrich	1.00	56,010,597	2.3000	128,824,373.10
6S4	Severcoop Gamza Holding AD-Sofia	2.00	5,347,798	3.8000	20,321,632.40
6S5	Sila Holding AD-Sofia	1.00	36,852,997	2.1000	77,391,293.70
6SOA	Sofia Commerce-Pawn Brokerage AD-Sofia	1.00	2,172,315	6.0000	13,033,890.00
6SOP	Sofia Commerce-Pawn Brokerage AD-Sofia	1.00	201,154	6.8000	1,367,847.20
SO5	Sopharma Trading AD-Sofia	1.00	34,276,050	5.4000	185,090,670.00
OSP	Speedy AD-Sofia	1.00	5,377,619	59.5000	319,968,330.50
3NJ	SS Konstantine And Elena Holding AD-Varna	1.00	2,309,561	18.6000	42,957,834.60
5SR	Stara Planina Hold AD-Sofia	1.00	21,000,000	4.5000	94,500,000.00
6S7	Synergion Holding AD-Sofia	1.00	18,358,849	0.8000	14,687,079.20
EHN	Synthetica AD-Sofia	1.00	3,000,000	44.2000	132,600,000.00
7TH	Tchaikapharma High Quality Medicines AD-Sofia	1.00	84,500,000	12.7000	1,073,150,000.00
TBS	Telelink Business Services Group AD-Sofia	1.00	12,500,000	8.1500	101,875,000.00
3TV	Toplivo AD-Sofia	1.00	5,416,829	2.0800	11,267,004.32
T57	Trace Group Hold AD-Sofia	1.00	24,200,000	3.5800	86,636,000.00
1VX	Velgraf Asset Management AD-Sofia	1.00	68,979,758	4.0600	280,057,817.48
4PX	Yuri Gagarin PLC-Plovdiv	1.00	1,003,904	5.8000	5,822,643.20
T43	Zarneni Hrani Bulgaria AD-Sofia	1.00	195,660,287	0.1510	29,544,703.34
3ZL	Zlatni Pyasatsi AD-Varna	1.00	6,493,577	1.8000	11,688,438.60

## Special Purpose Vehicles Segment

Issue	Issuer	Nominal (BGN)	Amount (Shares)	Closing price (BGN)	Capitalisation (BGN)
5AX	Aktiv Properties REIT-Plovdiv	9.00	2,192,011	9.9000	21,700,908.90
5BD	Bulland Investments REIT-Sofia	1.00	15,008,125	1.0000	15,008,125.00
5BU	Bulgarian Real Estate Fund REIT-Sofia	1.00	34,641,925	1.7600	60,969,788.00
5CQ	Capital Management SPV-Sofia	1.00	1,758,296	65.0000	114,289,240.00
5EX	Exclusive Property REIT-Sofia	1.00	9,452,340	0.9700	9,168,769.80
5H4	Balkan and Sea Properties REIT-Varna	1.00	6,925,156	17.4000	120,497,714.40
6A6	Advance Terrafund REIT-Sofia	1.00	85,110,091	1.7600	149,793,760.16
6F3	FairPlay Properties REIT-Sofia	1.00	33,145,400	0.3000	9,943,620.00
6S6	Sopharma Properties REIT-Sofia	1.00	21,415,928	5.6500	120,999,993.20
6SB	Super Borovetz Property Fund REIT-Varna	1.00	23,379,995	2.5600	59,852,787.20
9BH	Bulgarian Receivables Fund SPE-Sofia	1.00	1,500,000	1.0200	1,530,000.00
BPY	Bravo Property Fund REIT-Sofia	1.00	36,700,000	1.0800	39,636,000.00
CRF	Compass Receivables Fund SPV-Sofia	1.00	1,500,000		
E7P	Expat Beta REIT-Sofia	1.00	5,143,190	1.0000	5,143,190.00
FAW	Finance Assistance Management SPV-Sofia	1.00	650,000		
RPR	Roi Property Fund REIT-Sofia	1.00	6,162,500	6.3500	39,131,875.00



# Trade by Issues

August  
2020

## Premium Equities Segment

Issue	Issuer	Trades	Volume (lots)	Turnover (BGN)	Trading currency	Weighted & Corrected Values			Closing price	As from
						Average price	Min. price	Max. price		
3JR	Sopharma AD-Sofia	134	102,856	306,478.20	BGN	2.9800	2.8979	3.0898	3.1000	31.08.2020
4CF	CB Central Cooperative Bank AD-Sofia	34	52,917	52,362.46	BGN	0.9900	0.9664	1.0200	0.9800	31.08.2020
4KX	Korado Bulgaria AD-Strazhitsa	30	7,384	39,142.50	BGN	5.3010	5.2000	5.7000	5.2000	28.08.2020
5F4	CB First Investment Bank AD-Sofia	89	102,163	211,942.90	BGN	2.0750	2.0072	2.1737	2.0200	28.08.2020
5MB	Monbat AD-Sofia	75	26,818	85,353.24	BGN	3.1830	3.1000	3.2916	3.2600	28.08.2020
6C4	Chimimport AD-Sofia	129	98,889	97,723.48	BGN	0.9880	0.9655	1.0236	0.9600	31.08.2020
SKK	Sirma Group Holding JSC-Sofia	484	2,494,183	1,226,407.15	BGN	0.4920	0.3900	0.7130	0.6750	31.08.2020

## Standard Equities Segment

Issue	Issuer	Trades	Volume (lots)	Turnover (BGN)	Trading currency	Weighted & Corrected Values			Closing price	As from
						Average price	Min. price	Max. price		
0EA	Elana Agrocredit AD-Sofia	172	570,396	553,033.58	BGN	0.9700	0.9435	0.9947	1.0000	31.08.2020
0SP	Speedy AD-Sofia	55	1,390	82,068.50	BGN	59.0420	58.0358	61.2100	59.5000	31.08.2020
11C	Eleven Capital AD-Sofia	20	47,213	264,094.25	BGN	5.5940	5.5580	6.4000	6.4000	31.08.2020
178B	Neo London Capital PLC-Sofia	1	3	480.00	BGN	160.0000	160.0000	160.0000	160.0000	12.08.2020
1CZ	CEZ Electro Bulgaria AD-Sofia	3	7	135,400.00	BGN	19,342.8570	19,000.0000	20,200.0000	20,400.0000	27.08.2020
1VX	Velgraf Asset Management AD-Sofia	10	99,100	402,346.00	BGN	4.0600	4.0600	4.0600	4.0600	27.08.2020
3CZ	CEZ Distribution Bulgaria AD-Sofia	26	598	127,146.00	BGN	212.6190	201.1429	219.3333	220.0000	28.08.2020
3NB	Neochim AD-Dimitrovgrad	16	496	15,171.20	BGN	30.5870	29.6000	31.5863	29.6000	27.08.2020
3TV	Toplivo AD-Sofia	1	38	79.04	BGN	2.0800	2.0800	2.0800	2.0800	06.08.2020
3ZL	Zlatni Pyasatsi AD-Varna	4	262	389.65	BGN	1.4870	1.4786	1.8000	1.8000	24.08.2020
4EH	Eurohold Bulgaria AD-Sofia	77	6,128,692	7,946,082.61	BGN	1.2970	1.2677	1.4800	1.4700	31.08.2020
4F6	Fazerles AD-Silistra	1	9	145.80	BGN	16.2000	16.2000	16.2000	16.2000	31.08.2020
4F8	Formoplast AD-Kardzhali	11	680	4,059.00	BGN	5.9690	5.9111	6.0000	6.0000	25.08.2020
4HE	Hydraulic Elements and Systems AD-Yambol	23	7,077	25,208.92	BGN	3.5620	3.5000	3.7600	3.7600	28.08.2020
4HS	Holding Sveta Sofia AD-Sofia	24	2,225	8,273.50	BGN	3.7180	3.6000	3.8509	3.8000	28.08.2020
4I8	Industrial Capital Holding AD-Sofia	35	10,659	19,638.90	BGN	1.7840	1.6919	1.9452	1.9500	25.08.2020
4ID	Industrial Holding Bulgaria PLC-Sofia	25	142,635	108,418.36	BGN	0.7600	0.7600	0.7700	0.7600	31.08.2020
4IN	Investor.BG AD-Sofia	4	7,558	132,270.80	BGN	17.5010	17.5000	17.6000	17.6000	28.08.2020
4L4	Lavena AD-Shumen	6	2,077	7,661.50	BGN	3.6890	3.6000	3.7000	3.6000	31.08.2020
4O1	Oil and Gas Exploration and Production AD-Sofia	4	400	2,122.00	BGN	5.3050	4.7200	5.9000	4.7200	20.08.2020
4PX	Yuri Gagarin PLC-Plovdiv	2	60	348.00	BGN	5.8000	5.8000	5.8000	5.8000	03.08.2020
52E	Elhim Iskra AD-Pazardzhik	1	500	325.00	BGN	0.6500	0.6500	0.6500	0.6500	17.08.2020
57E	EMKA AD-Sevlievo	7	41,715	79,258.50	BGN	1.9000	1.9000	1.9000	1.9000	28.08.2020
58E	Himsnab Bulgaria AD-Sofia	8	6,043	294,205.80	BGN	48.6850	48.6000	48.9842	49.0000	20.08.2020
5BN	CB Bulgarian American Credit Bank AD-Sofia	1	500	3,375.00	BGN	6.7500	6.7500	6.7500	6.7500	05.08.2020
5BP	Billboard AD-Sofia	2	1,250	325.00	BGN	0.2600	0.2600	0.2600	0.2600	20.08.2020
5BR	Bulgarian River Shipping AD-Ruse	1	1,000	460.00	BGN	0.4600	0.4600	0.4600	0.4600	28.08.2020
5CP	CB Texim Bank AD-Sofia	2	2,250	6,390.00	BGN	2.8400	2.8400	2.8400	2.8400	26.08.2020
5DOV	Doverie United Holding PLC-Sofia	103	30,665	98,257.20	BGN	3.2040	3.0400	3.2863	3.3000	31.08.2020
5EO	Etropal AD-Etropole	14	15,890	89,830.85	BGN	5.6530	5.6364	5.7500	5.7500	31.08.2020
5MH	M+S Hydraulic AD-Kazanlak	22	13,767	74,085.25	BGN	5.3810	5.3481	6.3005	5.3000	31.08.2020
5ODE	Odessos Shiprepair Yard AD-Varna	11	145	10,132.00	BGN	69.8760	69.0000	78.0000	69.0000	24.08.2020
5PET	Petrol AD-Sofia	10	7,550	2,114.30	BGN	0.2800	0.2500	0.3500	0.2500	27.08.2020
5SR	Stara Planina Hold AD-Sofia	38	17,140	77,447.40	BGN	4.5190	4.4405	4.6000	4.5000	28.08.2020
5V2	Holding Varna AD-Varna	50	4,351	170,425.80	BGN	39.1690	37.6023	39.4208	39.6000	31.08.2020
6AB	Albena AD-Albena	113	11,253	266,151.00	BGN	23.6520	22.8000	26.6000	23.0000	31.08.2020
6AM	Alcomet AD-Shumen	51	7,219	38,944.50	BGN	5.3950	5.2000	5.8326	5.2500	28.08.2020
6N3	Holding Nov Vek AD-Sofia	14	5,435	92,193.00	BGN	16.9630	15.5000	17.2800	17.4000	31.08.2020
6R1	Industry Development Holding JSC-Sofia	3	250	550.00	BGN	2.2000	2.2000	2.2000	2.2000	31.08.2020
6R2	Rodna Zemya Holding AD-Dobrich	10	159,700	367,310.00	BGN	2.3000	2.3000	2.3000	2.3000	12.08.2020
6S4	Severcoop Gamza Holding AD-Sofia	3	50,300	191,142.00	BGN	3.8000	3.8000	3.8200	3.8000	11.08.2020
6S5	Sila Holding AD-Sofia	4	176,000	369,600.00	BGN	2.1000	2.1000	2.1000	2.1000	18.08.2020



# Trade by Issues

August  
2020

Issue	Issuer	Trades	Volume (lots)	Turnover (BGN)	Trading currency	Weighted & Corrected Values			Closing price	As from
						Average price	Min. price	Max. price		
6S7	Synergon Holding AD-Sofia	5	3,691	3,123.92	BGN	0.8460	0.8100	0.8600	0.8000	27.08.2020
6SOA	Sofia Commerce-Pawn Brokerage AD-Sofia	13	2,116	12,897.00	BGN	6.0950	5.9500	6.1500	6.0000	31.08.2020
6SOP	Sofia Commerce-Pawn Brokerage AD-Sofia	12	1,131	7,648.55	BGN	6.7630	6.5000	6.8256	6.8000	31.08.2020
7TH	Tchaikapharma High Quality Medicines AD-Sofia	26	3,863	48,571.80	BGN	12.5740	12.4857	12.7000	12.7000	28.08.2020
A4L	Allterco AD-Sofia	60	15,818	60,522.96	BGN	3.8260	3.7200	3.8870	3.8800	28.08.2020
A72	Agria Group Holding AD-Varna	35	14,305	61,148.96	BGN	4.2750	4.2200	4.5800	4.3000	31.08.2020
A00	BG Agro AD-Varna	11	21,497	21,977.94	BGN	1.0220	1.0001	1.1770	1.0000	11.08.2020
BSO	Bulgarian Stock Exchange-Sofia	7	1,437	6,384.14	BGN	4.4430	4.4000	4.7800	4.7800	26.08.2020
EHN	Synthetica AD-Sofia	10	130	5,716.00	BGN	43.9690	43.6000	44.1000	44.2000	25.08.2020
GR6	Gradus AD-Stara Zagora	105	163,461	226,892.67	BGN	1.3880	1.3529	1.4300	1.4400	27.08.2020
GTH	Galata Investment Company AD-Varna	10	80,820	160,023.60	BGN	1.9800	1.9800	1.9800	1.9800	20.08.2020
P2B	Port Flot-Burgas AD-Burgas	2	20	81.20	BGN	4.0600	4.0600	4.0600	4.0600	27.08.2020
RGL	Regala Invest AD-Varna	1	88	248.16	BGN	2.8200	2.8200	2.8200	2.8200	03.08.2020
SO5	Sopharma Trading AD-Sofia	87	18,662	102,132.35	BGN	5.4730	5.2000	5.5541	5.4000	31.08.2020
T43	Zarneni Hrani Bulgaria AD-Sofia	14	24,343	3,650.78	BGN	0.1500	0.1440	0.1584	0.1510	27.08.2020
T57	Trace Group Hold AD-Sofia	163	66,794	261,319.34	BGN	3.9120	3.5986	4.1575	3.5800	31.08.2020
TBS	Telelink Business Services Group AD-Sofia	53	6,481	51,278.75	BGN	7.9120	7.7000	8.2908	8.1500	31.08.2020

## Special Purpose Vehicles Segment

Issue	Issuer	Trades	Volume (lots)	Turnover (BGN)	Trading currency	Weighted & Corrected Values			Closing price	As from
						Average price	Min. price	Max. price		
5AX	Aktiv Properties REIT-Plovdiv	111	574,047	6,595,628.90	BGN	11.4900	7.0000	11.4941	9.9000	31.08.2020
5BD	Bulland Investments REIT-Sofia	2	60	60.40	BGN	1.0070	1.0067	1.0067	1.0000	06.08.2020
5BU	Bulgarian Real Estate Fund REIT-Sofia	228	244,806	426,950.14	BGN	1.7440	1.7102	1.8100	1.7600	31.08.2020
5CQ	Capital Management SPV-Sofia	17	15,950	1,036,750.00	BGN	65.0000	65.0000	65.0000	65.0000	20.08.2020
5EX	Exclusive Property REIT-Sofia	12	12,500	11,595.50	BGN	0.9280	0.9196	0.9667	0.9700	24.08.2020
5H4	Balkan and Sea Properties REIT-Varna	4	9,530	165,828.00	BGN	17.4010	17.4000	17.6000	17.4000	17.08.2020
6A6	Advance Terrafund REIT-Sofia	256	245,866	444,094.02	BGN	1.6910	1.6346	1.7595	1.7600	31.08.2020
6F3	FairPlay Properties REIT-Sofia	9	15,026	4,558.71	BGN	0.3030	0.2580	0.3600	0.3000	31.08.2020
6S6	Sopharma Properties REIT-Sofia	25	20,765	115,384.85	BGN	5.5570	5.5006	5.6500	5.6500	31.08.2020
6SB	Super Borovetz Property Fund REIT-Varna	6	188,293	482,030.08	BGN	2.5600	2.5600	2.5600	2.5600	20.08.2020
BPY	Bravo Property Fund REIT-Sofia	15	1,087,610	1,174,655.80	BGN	1.0800	1.0800	1.0900	1.0800	26.08.2020
E7P	Expat Beta REIT-Sofia	1	10	10.00	BGN	1.0000	1.0000	1.0000	1.0000	27.08.2020
RPR	Roi Property Fund REIT-Sofia	7	27,486	173,961.80	BGN	6.3290	6.3000	6.3500	6.3500	20.08.2020

## Bonds Segment

Issue	Issuer	Trades	Volume (lots)	Turnover (BGN)	Trading currency	Clean Prices (% of nominal)			Closing price	As from
						Average price	Min. price	Max. price		
0EA2	Elana Agrocredit AD-Sofia	9	101	119,077.70	EUR	99.4300	99.4250	99.5000	99.5000	24.08.2020
0PHA	Phoenix Capital Holding AD-Sofia	3	740	1,524,599.68	EUR	103.0000	103.0000	103.0000	103.0000	18.08.2020
178C	Neo London Capital PLC-Sofia	2	140	141,190.00	BGN	100.8500	100.8500	100.8500	100.8500	11.08.2020
4HSA	Holding Sveta Sofia AD-Sofia	2	150	152,334.19	BGN	100.2000	100.2037	100.2037	100.2000	19.08.2020
5CQB	Capital Management SPV-Sofia	1	500	1,031,303.33	EUR	103.0000	103.0000	103.0000	103.0000	18.08.2020
5MBA	Monbat AD-Sofia	2	3	5,476.18	EUR	93.0000	93.0000	93.0000	93.0000	27.08.2020
6B6A	Bulgar Czech Invest Holding AD-Plovdiv	3	1,265	2,563,303.40	EUR	103.0000	103.0000	103.0000	103.0000	18.08.2020
8AVA	Asterion Bulgaria AD-Sofia	1	1	1,128.18	EUR	100.0000	100.0000	100.0000	100.0000	13.08.2020
ITFA	ITF Group AD-Sofia	2	18	18,437.88	BGN	100.0000	100.0010	100.0010	100.0010	10.08.2020
S28H	Starcom Holding AD-Etropole	4	2,663	2,687,290.85	BGN	100.0000	100.0000	100.0000	100.0000	17.08.2020

# Trade by Issues

August  
2020

## Compensatory Instruments Segment

Issue	Issuer	Trades	Volume (lots)	Turnover (BGN)	Trading currency	Weighted Values			Closing price	As from
						Average price	Min. price	Max. price		
BLKB	Housing compensation notes under the CONP Act	3	5,600	1,076.80	BGN	0.1920	0.1900	0.2230	0.2230	31.08.2020
BLKC	Registered compensation vouchers under the OUFL Act and RLFLFF Act	24	91,267	70,529.11	BGN	0.7730	0.7152	0.7948	0.7990	31.08.2020
BLKD	Compensation notes under the CONP Act	7	56,574	11,249.20	BGN	0.1990	0.1810	0.2089	0.1810	18.08.2020

## Exchange Traded Products Segment

Issue	Issuer	Trades	Volume (lots)	Turnover (BGN)	Trading currency	Weighted Values			Closing price	As from
						Average price	Min. price	Max. price		
BGX	Expat Bulgaria SOFIX UCITS ETF	24	32,687	23,756.96	BGN	0.7270	0.7180	0.7350	0.7180	31.08.2020
BGXS	Expat Bulgaria Short SOFIX	5	5,700	6,847.42	BGN	1.2010	1.2000	1.2371	1.2000	18.08.2020
MKK1	Expat Macedonia MBI10 UCITS ETF	1	90	246.08	EUR	1.3980	1.3980	1.3980	1.3980	20.08.2020

## Subscription Rights Segment

Issue	Issuer	Trades	Volume (lots)	Turnover (BGN)	Trading currency	Weighted Values			Closing price	As from
						Average price	Min. price	Max. price		
6S66	Sopharma Properties REIT-Sofia	22	1,187,854	1,187.85	BGN	0.0010	0.0010	0.0010	0.0010	25.08.2020
I671	Opportunity Bulgaria Investment AD-Sofia	12	3,339,621	3,339.62	BGN	0.0010	0.0010	0.0010	0.0010	17.08.2020

## Government Securities Segment (No trades in the reported period)

## IPO Segment (No trades in the reported period)

## Privatisation Segment (No trades in the reported period)

## Total trading statistics on a regulated market with indices components

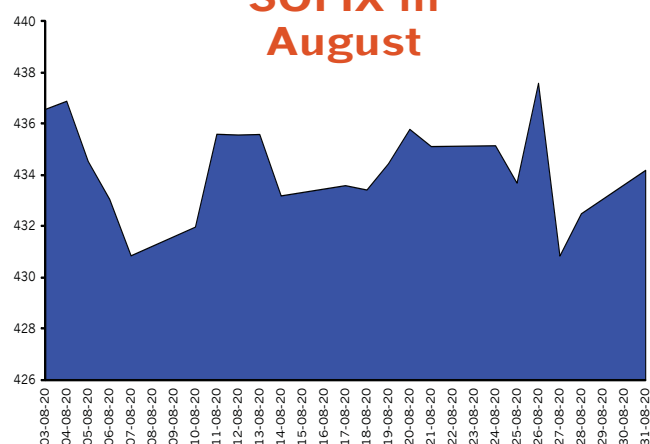
Index	Volume Traded		Value Traded		Trades	
	Total volume (lots)	% of total volume	Total turnover (BGN)	% of total turnover	All trades #	% of all trades
SOFIX	1,827,983	13.72%	3,199,615.70	12.42%	1,573	48.10%
BGBX 40	11,492,752	86.24%	20,778,600.48	80.69%	2,973	90.92%
BG REIT	1,290,444	9.68%	8,308,627.34	32.26%	614	18.78%
BG TR30	11,514,916	86.41%	22,101,887.70	85.83%	2,695	82.42%
CGIX *	391,272	2.94%	909,650.92	3.53%	513	15.69%

## Market capitalisation of indices components

Index	Total (BGN)	% of total capitalization
SOFIX	2,601,139,179.96	31.29%
BGBX 40	6,173,047,617.80	74.25%
BG REIT	504,082,974.86	6.06%
BG TR30	5,022,739,032.31	60.41%
CGIX *	1,054,923,153.50	12.69%

\* CGIX is an index of the National Corporate Governance Commission, which is just computed and promoted by BSE as from September 19, 2011.

## SOFIX in August

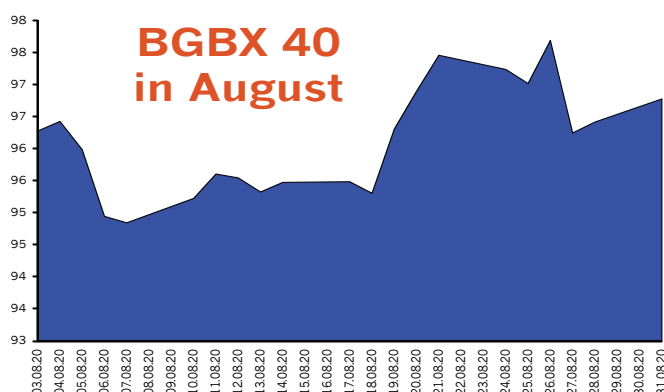


## SOFIX Components

Issuer	Min. price	Max. price	Volume (lots)	Trades	Turnover (BGN)
Advance Terrafund REIT-Sofia	1.7200	1.8600	245,866	256	444,094.02
Albena AD-Albena	22.6000	26.6000	11,253	113	266,151.00
Gradus AD-Stara Zagora	1.3500	1.4400	163,461	105	226,892.67
Doverie United Holding PLC-Sofia	3.0300	3.3800	30,665	103	98,257.20
Elana Agrocredit AD-Sofia	0.9400	1.0000	570,396	172	553,033.58
Industrial Holding Bulgaria PLC-Sofia	0.7600	0.8000	142,635	25	108,418.36
Monbat AD-Sofia	3.0800	3.4000	26,818	75	85,353.24
M+S Hydraulic AD-Kazanlak	5.3000	6.3500	13,767	22	74,085.25
Sopharma AD-Sofia	2.8800	3.1000	102,856	134	306,478.20
Stara Planina Hold AD-Sofia	4.4000	4.6800	17,140	38	77,447.40
CB First Investment Bank AD-Sofia	2.0000	2.2000	102,163	89	211,942.90
CB Central Cooperative Bank AD-Sofia	0.9600	1.0300	52,917	34	52,362.46
Bulgarian Real Estate Fund REIT-Sofia	1.6900	1.8200	244,806	228	426,950.14
Chimimport AD-Sofia	0.9500	1.0300	98,889	129	97,723.48
Holding Varna AD-Varna	37.2000	39.6000	4,351	50	170,425.80

## BGBX 40 Components

Issuer	Min. price	Max. price	Volume (lots)	Trades	Turnover (BGN)
Agria Group Holding AD-Varna	4.1200	4.7800	14,305	35	61,148.96
Advance Terrafund REIT-Sofia	1.7200	1.8600	245,866	256	444,094.02
Aktiv Properties REIT-Plovdiv	7.0000	11.5000	574,047	111	6,595,628.90
Albena AD-Albena	22.6000	26.6000	11,253	113	266,151.00
Alcomet AD-Shumen	5.2000	5.9000	7,219	51	38,944.50
Allterco AD-Sofia	3.7200	3.9200	15,818	60	60,522.96
Bulgarian Stock Exchange-Sofia	4.4000	4.8000	1,437	7	6,384.14
Velgraf Asset Management AD-Sofia	4.0600	4.0600	99,100	10	402,346.00
Gradus AD-Stara Zagora	1.3500	1.4400	163,461	105	226,892.67
Doverie United Holding PLC-Sofia	3.0300	3.3800	30,665	103	98,257.20
Eurohold Bulgaria AD-Sofia	1.2500	1.4800	6,128,692	77	7,946,082.61
Elana Agrocredit AD-Sofia	0.9400	1.0000	570,396	172	553,033.58
Zarneni Hrani Bulgaria AD-Sofia	0.1390	0.1600	24,343	14	3,650.78
Industrial Capital Holding AD-Sofia	1.7500	2.0400	10,659	35	19,638.90
Industrial Holding Bulgaria PLC-Sofia	0.7600	0.8000	142,635	25	108,418.36
Odessos Shiprepair Yard AD-Varna	69.0000	78.0000	145	11	10,132.00
Korado Bulgaria AD-Strazhitsa	5.2000	5.7000	7,384	30	39,142.50
Monbat AD-Sofia	3.0800	3.4000	26,818	75	85,353.24
M+S Hydraulic AD-Kazanlak	5.3000	6.3500	13,767	22	74,085.25
Neochim AD-Dimitrovgrad	29.2000	32.6000	496	16	15,171.20
Rodna Zemya Holding AD-Dobrich	2.3000	2.3000	159,700	10	367,310.00
Synergon Holding AD-Sofia	0.8000	0.8600	3,691	5	3,123.92
Sirma Group Holding JSC-Sofia	0.3900	0.7500	2,494,183	484	1,226,407.15
Sopharma AD-Sofia	2.8800	3.1000	102,856	134	306,478.20
Sopharma Properties REIT-Sofia	5.4500	5.6500	20,765	25	115,384.85
Sopharma Trading AD-Sofia	5.2000	5.6000	18,662	87	102,132.35
Sofia Commerce-Pawn Brokerage AD-Sofia	5.9500	6.1500	2,116	13	12,897.00
Speedy AD-Sofia	57.5000	61.5000	1,390	55	82,068.50
Stara Planina Hold AD-Sofia	4.4000	4.6800	17,140	38	77,447.40
CB First Investment Bank AD-Sofia	2.0000	2.2000	102,163	89	211,942.90
CB Central Cooperative Bank AD-Sofia	0.9600	1.0300	52,917	34	52,362.46
Trace Group Hold AD-Sofia	3.5800	4.2000	66,794	163	261,319.34
Bulgarian Real Estate Fund REIT-Sofia	1.6900	1.8200	244,806	228	426,950.14
Hydraulic Elements and Systems AD-Yambol	3.5000	3.7600	7,077	23	25,208.92
Chimimport AD-Sofia	0.9500	1.0300	98,889	129	97,723.48
Holding Varna AD-Varna	37.2000	39.6000	4,351	50	170,425.80
Holding Sveta Sofia AD-Sofia	3.6000	3.9000	2,225	24	8,273.50
Tchaikapharma High Quality Medicines AD-Sofia	12.4000	12.7000	3,863	26	48,571.80
CEZ Distribution Bulgaria AD-Sofia	200.0000	220.0000	598	26	127,146.00
Yuri Gagarin PLC-Plovdiv	5.8000	5.8000	60	2	348.00

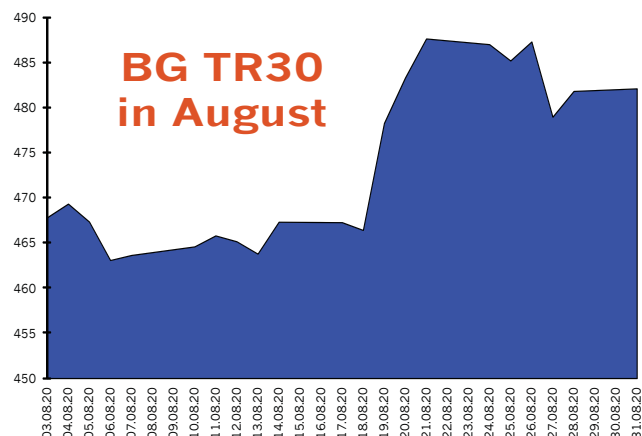
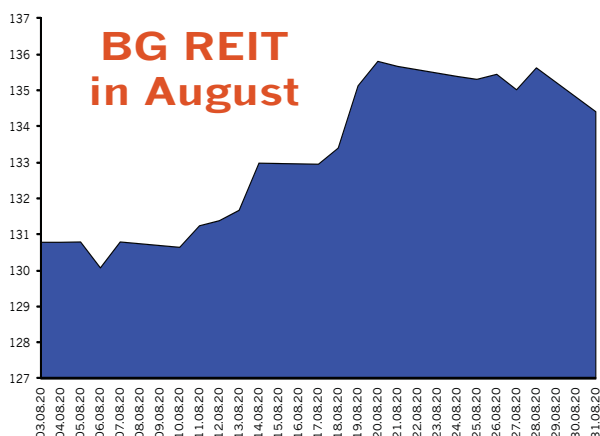


## BG REIT Components

Issuer	Min. price	Max. price	Volume (lots)	Trades	Turnover (BGN)
Advance Terrafund REIT-Sofia	1.7200	1.8600	245,866	256	444,094.02
Aktiv Properties REIT-Plovdiv	7.0000	11.5000	574,047	111	6,595,628.90
Balkan and Sea Properties REIT-Varna	17.4000	17.6000	9,530	4	165,828.00
Roi Property Fund REIT-Sofia	6.3000	6.3500	27,486	7	173,961.80
Super Borovetz Property Fund REIT-Varna	2.5600	2.5600	188,293	6	482,030.08
Bulgarian Real Estate Fund REIT-Sofia	1.6900	1.8200	244,806	228	426,950.14
CCB Real Estate Fund REIT-Sofia	48.4000	48.4000	416	2	20,134.40

## BG TR30 Components

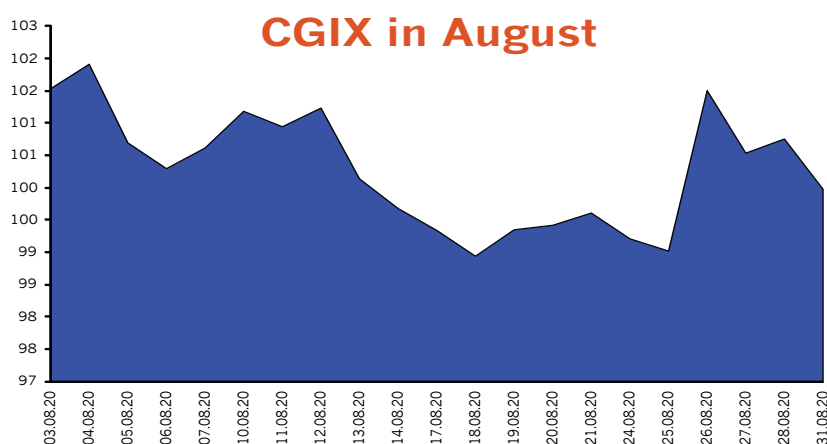
Issuer	Min. price	Max. price	Volume (lots)	Trades	Turnover (BGN)
Advance Terrafund REIT-Sofia	1.7200	1.8600	245,866	256	444,094.02
Aktiv Properties REIT-Plovdiv	7.0000	11.5000	574,047	111	6,595,628.90
Albena AD-Albena	22.6000	26.6000	11,253	113	266,151.00
Balkan and Sea Properties REIT-Varna	17.4000	17.6000	9,530	4	165,828.00
Velgraf Asset Management AD-Sofia	4.0600	4.0600	99,100	10	402,346.00
Gradus AD-Stara Zagora	1.3500	1.4400	163,461	105	226,892.67
Doverie United Holding PLC-Sofia	3.0300	3.3800	30,665	103	98,257.20
Eurohold Bulgaria AD-Sofia	1.2500	1.4800	6,128,692	77	7,946,082.61
Elana Agrocredit AD-Sofia	0.9400	1.0000	570,396	172	553,033.58
Galata Investment Company AD-Varna	1.9800	1.9800	80,820	10	160,023.60
Industrial Capital Holding AD-Sofia	1.7500	2.0400	10,659	35	19,638.90
Industrial Holding Bulgaria PLC-Sofia	0.7600	0.8000	142,635	25	108,418.36
Capital Management SPV-Sofia	65.0000	65.0000	15,950	17	1,036,750.00
M+S Hydraulic AD-Kazanlak	5.3000	6.3500	13,767	22	74,085.25
Monbat AD-Sofia	3.0800	3.4000	26,818	75	85,353.24
Rodna Zemya Holding AD-Dobrich	2.3000	2.3000	159,700	10	367,310.00
Sirma Group Holding JSC-Sofia	0.3900	0.7500	2,494,183	484	1,226,407.15
Sopharma AD-Sofia	2.8800	3.1000	102,856	134	306,478.20
Sopharma Properties REIT-Sofia	5.4500	5.6500	20,765	25	115,384.85
Sopharma Trading AD-Sofia	5.2000	5.6000	18,662	87	102,132.35
Speedy AD-Sofia	57.5000	61.5000	1,390	55	82,068.50
Stara Planina Hold AD-Sofia	4.4000	4.6800	17,140	38	77,447.40
CB First Investment Bank AD-Sofia	2.0000	2.2000	102,163	89	211,942.90
CB Central Cooperative Bank AD-Sofia	0.9600	1.0300	52,917	34	52,362.46
Trace Group Hold AD-Sofia	3.5800	4.2000	66,794	163	261,319.34
Bulgarian Real Estate Fund REIT-Sofia	1.6900	1.8200	244,806	228	426,950.14
Chimimport AD-Sofia	0.9500	1.0300	98,889	129	97,723.48
Himsnab Bulgaria AD-Sofia	48.6000	49.0000	6,043	8	294,205.80
Holding Varna AD-Varna	37.2000	39.6000	4,351	50	170,425.80
CEZ Distribution Bulgaria AD-Sofia	200.0000	220.0000	598	26	127,146.00



## Corporate Governance Index CGIX

### CGIX Components

Issuer	Min. price	Max. price	Volume (lots)	Trades	Turnover (BGN)
Albena AD-Albena	22.6000	26.6000	11,253	113	266,151.00
Bulgarian Stock Exchange-Sofia	4.4000	4.8000	1,437	7	6,384.14
Industrial Holding Bulgaria PLC-Sofia	0.7600	0.8000	142,635	25	108,418.36
Korado Bulgaria AD-Strazhitsa	5.2000	5.7000	7,384	30	39,142.50
Monbat AD-Sofia	3.0800	3.4000	26,818	75	85,353.24
Sopharma AD-Sofia	2.8800	3.1000	102,856	134	306,478.20
Chimimport AD-Sofia	0.9500	1.0300	98,889	129	97,723.48



CGIX is the index of the companies enjoying good corporate governance as selected by the National Corporate Governance Commission.

The starting date of calculation of the CGIX is September 19, 2011.

CGIX is an index of the National Corporate Governance Commission but is currently computed and promoted by BSE.

The Rules on calculating the Corporate Governance Index (CGIX) are available in Bulgarian at [http://download.bse-sofia.bg/others/CGIX\\_Index\\_Rules\\_BG.pdf](http://download.bse-sofia.bg/others/CGIX_Index_Rules_BG.pdf)



### Premium Equities Segment\* (based on non-consolidated reports\*\*)

Issue	Issuer	P / E	P / S	P / B	P / EBIT	ROA	EBIT / Total Asts.	ROE	EBIT / Equity	Current Ratio	Debt / Equity	Assets Turnover
4CF	CB Central Cooperative Bank AD-Sofia	5.02	0.75	0.21				0.04			0.91	
5F4	CB First Investment Bank AD-Sofia	4.10	0.53	0.23		0.01		0.06			0.90	
6C4	Chimimport AD-Sofia	6.31	3.92	0.19	5.26	0.02	0.03	0.03	0.04	2.63	0.17	0.04
4KX	Korado Bulgaria AD-Strazhitsa	19.86	1.76	3.31	13.68	0.12	0.13	0.16	0.18	3.90	0.28	1.30
5MB	Monbat AD-Sofia	17.75	0.44	0.76	6.55	0.02	0.03	0.04	0.08	1.40	0.55	0.79
SKK	Sirma Group Holding JSC-Sofia	20.56	7.20	0.54	12.70	0.02	0.02	0.03	0.03	1.16	0.22	0.06
3JR	Sopharma AD-Sofia	10.82	1.52	0.73	6.42	0.05	0.06	0.07	0.08	1.81	0.22	0.37

### Premium Equities Segment\* (based on consolidated reports\*\*)

Issue	Issuer	P / E	P / S	P / B	P / EBIT	ROA	EBIT / Total Asts.	ROE	EBIT / Equity	Current Ratio	Debt / Equity	Assets Turnover
4CF	CB Central Cooperative Bank AD-Sofia	3.35	0.64	0.22		0.01		0.07			0.91	
5F4	CB First Investment Bank AD-Sofia	1.81	0.50	0.23		0.01		0.13			0.91	
6C4	Chimimport AD-Sofia	3.09	0.01	0.16	0.99	0.01	0.01	0.05	0.08	1.13	0.83	1.58
5MB	Monbat AD-Sofia	9.49	0.38	0.58	3.54	0.03	0.04	0.06	0.08	1.53	0.53	0.73
SKK	Sirma Group Holding JSC-Sofia	6.92	0.65	0.43	3.12	0.04	0.05	0.06	0.06	0.92	0.26	0.42
3JR	Sopharma AD-Sofia	4.72	0.29	0.69	2.86	0.07	0.08	0.16	0.17	1.14	0.52	1.18

### Standard Equities Segment\* (based on non-consolidated reports\*\*)

Issue	Issuer	P / E	P / S	P / B	P / EBIT	ROA	EBIT / Total Asts.	ROE	EBIT / Equity	Current Ratio	Debt / Equity	Assets Turnover
94G	235 Holdings AD-Sofia			23.32						0.58	0.01	
A72	Agria Group Holding AD-Varna	37.99	7.56	0.55	11.52	0.01	0.02	0.01	0.04	0.87	0.56	0.03
6AB	Albena AD-Albena	5.52	1.19	0.21	2.54	0.03	0.03	0.04	0.04	0.52	0.21	0.14
6AM	Alcomet AD-Shumen	30.21	0.27	0.43	4.64	0.01	0.01	0.01	0.02	1.25	0.41	0.92
A4L	Allterco AD-Sofia	19.40	7.16	2.97	17.39	0.12	0.14	0.15	0.17	10.13	0.15	0.34
A00	BG Agro AD-Varna	262.08	47.21	0.79	233.30					0.47	0.01	0.02
5BP	Billboard AD-Sofia		0.46	0.23						1.40	0.40	0.29
5BR	Bulgarian River Shipping AD-Ruse	7.81	1.34	0.23	4.03	0.02	0.03	0.03	0.04	0.58	0.18	0.14
BSO	Bulgarian Stock Exchange-Sofia	46.41	7.76	2.52	37.91	0.06	0.05	0.06	0.06	10.02	0.05	0.33
C1D	Capman Debts Management AD-Sofia											
5BN	CB Bulgarian American Credit Bank AD-Sofia	12.24	3.16	0.82		0.01		0.07			0.88	
5CP	CB Texim Bank AD-Sofia	115.39	5.23	2.09				0.02			0.90	
3CZ	CEZ Distribution Bulgaria AD-Sofia	9.47	1.13	0.66	3.16	0.05	0.06	0.07	0.08	0.73	0.32	0.40
1CZ	CEZ Electro Bulgaria AD-Sofia	5.04	0.15	0.62	4.33	0.07	0.08	0.13	0.15	2.47	0.41	2.27
5DOV	Doverie United Holding PLC-Sofia	15.52	8.27	1.58	12.77	0.05	0.06	0.11	0.13	0.72	0.60	0.10
0EA	Elana Agrocredit AD-Sofia	12.67	7.78	0.88	9.86	0.05	0.06	0.07	0.09	4.12	0.35	0.08
11C	Eleven Capital AD-Sofia											
52E	Elhim Iskra AD-Pazardzhik		0.58	0.47	15.83					11.65	0.11	0.71
57E	EMKA AD-Sevlievo	12.78	0.45	1.00	7.06	0.07	0.08	0.08	0.09	5.63	0.14	1.99
5EO	Etropal AD-Etropole	3194.44	4.27	5.65	35.80		0.02		0.05	0.90	0.63	0.50
4EH	Eurohold Bulgaria AD-Sofia		29.34	0.92	54.02					0.02	0.46	0.02
4F6	Fazerles AD-Silistra		0.54	0.39	10.78					13.98	0.07	0.67
4F8	Formoplast AD-Kardzhali		14.85	2.53						3.21	0.06	0.36
GTH	Galata Investment Company AD-Varna	40.35	26.69	1.69	40.20	0.04	0.04	0.04	0.04	12.65	0.01	0.06
GR6	Gradus AD-Stara Zagora	29.72	28.09	1.10	29.78	0.04	0.04	0.04	0.04	9.47	0.02	0.04
58E	Himsnab Bulgaria AD-Sofia	247.40	111.71	1.43	120.89		0.01	0.01	0.01	2.91	0.22	0.01
6N3	Holding Nov Vek AD-Sofia	33.43	13.68	1.70	18.46	0.02	0.04	0.05	0.10	1.72	0.47	0.06
4HS	Holding Sveta Sofia AD-Sofia	26.21	8.04	1.03	12.59	0.02	0.03	0.04	0.08	1.48	0.66	0.05
5V2	Holding Varna AD-Varna		53.75	1.32	97.29		0.01		0.01	2.07	0.23	0.02

\* Ratios are calculated on the base of the last weighted-average price as of the end of the month

\*\* Financial reports data (ttm)

Methodology for Calculation of Financial Ratios is available at [http://download.bse-sofia.bg/pdf/methodology\\_en.pdf](http://download.bse-sofia.bg/pdf/methodology_en.pdf)

# Financial Ratios

August  
2020

Issue	Issuer	P / E	P / S	P / B	P / EBIT	ROA	EBIT / Total Asts.	ROE	EBIT / Equity	Current Ratio	Debt / Equity	Assets Turnover
4HE	Hydraulic Elements and Systems AD	18.68	1.26	1.83	9.30	0.08	0.09	0.10	0.11	2.14	0.21	1.14
4I8	Industrial Capital Holding AD-Sofia	22.97	10.22	1.10	22.20	0.05	0.05	0.05	0.05	11.91	0.04	0.11
4ID	Industrial Holding Bulgaria PLC-Sofia	5.18	4.77	0.29	5.02	0.06	0.06	0.06	0.06	0.77	0.05	0.06
6R1	Industry Development Holding JSC-Sofia	10.70	4.15	0.98	5.01	0.04	0.08	0.10	0.21	2.37	0.59	0.09
4IN	Investor.BG AD-Sofia	234.44	8.26	2.09	137.07	0.01	0.01	0.01	0.01	2.02	0.16	0.21
4L4	Lavena AD-Shumen	21.03	1.84	1.60	11.18	0.05	0.06	0.08	0.10	3.94	0.33	0.60
5MH	M+S Hydraulic AD-Kazanlak	19.20	2.06	2.84	10.60	0.11	0.13	0.14	0.16	1.85	0.25	1.05
178B	Neo London Capital PLC-Sofia	5.68		0.91	3.34	0.07	0.12	0.17	0.29	10.32	0.59	
3NB	Neochim AD-Dimitrograd	8.22	0.34	0.77	3.93	0.08	0.07	0.11	0.10	2.48	0.24	1.82
5ODE	Odessos Shiprepair Yard AD-Varna	6.40	0.89	0.60	4.50	0.09	0.09	0.10	0.10	2.62	0.10	0.63
4O1	Oil and Gas Exploration and Production	19.72	2.28	0.62	6.48	0.02	0.03	0.03	0.04	2.08	0.23	0.21
5PET	Petrol AD-Sofia		0.01	0.50	6.83					1.34	0.89	4.21
P2B	Port Flot-Burgas AD-Burgas											
RGL	Regala Invest AD-Varna	1482.17	91.01	2.17	126.22		0.01		0.02	0.06	0.15	0.02
6R2	Rodna Zemya Holding AD-Dobrich	143.99	10.76	1.70	28.61	0.01	0.03	0.01	0.05	1.19	0.44	0.07
6S4	Severcoop Gamza Holding AD-Sofia	30.89	6.10	0.87	9.00	0.01	0.04	0.03	0.10	2.67	0.59	0.06
6S5	Sila Holding AD-Sofia	94.84	35.60	1.46	48.46	0.01	0.02	0.02	0.03	3.23	0.35	0.03
6SOA	Sofia Commerce-Pawn Brokerage AD	11.18	2.23	1.30	8.11	0.10	0.12	0.12	0.13	6.16	0.16	0.52
SO5	Sopharma Trading AD-Sofia	8.38	0.22	1.85	5.33	0.05	0.06	0.23	0.29	1.09	0.77	1.98
OSP	Speedy AD-Sofia	14.23	1.93	4.82	7.86	0.15	0.18	0.36	0.43	0.87	0.58	1.14
3NJ	SS Konstantine And Elena Holding AD	10.50	4.02	1.06	7.27	0.06	0.08	0.11	0.15	2.10	0.44	0.16
5SR	Stara Planina Hold AD-Sofia	19.88	15.35	2.42	19.87	0.10	0.10	0.12	0.12	0.89	0.22	0.13
6S7	Synergon Holding AD-Sofia	0.73	0.46	0.10	0.73	0.11	0.12	0.16	0.16	1.87	0.13	0.18
EHN	Synthetica AD-Sofia		108.80	8.38						0.69	0.76	0.02
7TH	Tchaikapharma High Quality Medicines AD-Sofia	2063.12	27.82	10.50	229.29		0.01	0.01	0.01	5.36	0.16	0.32
TBS	Telelink Business Services Group AD-Sofia											
3TV	Toplivo AD-Sofia		0.05	0.12						2.19	0.37	1.30
T57	Trace Group Hold AD-Sofia	7.58	0.55	0.70	5.38	0.07	0.08	0.10	0.12	2.15	0.30	0.91
1VX	Velgraf Asset Management AD-Sofia	194.89	19.40	2.40	98.16	0.01	0.01	0.01	0.02	1.63	0.26	0.09
4PX	Yuri Gagarin PLC-Plovdiv	3.02	0.06	0.07	0.58	0.01	0.03	0.02	0.04	2.02	0.44	0.75
T43	Zarneni Hrani Bulgaria AD-Sofia	23.56	3.93	0.11	19.39				0.01	1.74	0.17	0.02
3ZL	Zlatni Pyasatsi AD-Varna		1.40	0.12						4.04	0.06	0.08

## Standard Equities Segment\* (based on consolidated reports\*\*)

Issue	Issuer	P / E	P / S	P / B	P / EBIT	ROA	EBIT / Total Asts.	ROE	EBIT / Equity	Current Ratio	Debt / Equity	Assets Turnover
94G	235 Holdings AD-Sofia	50.11	30.31	15.92	50.18	0.42	0.42	0.43	0.43	111.94		0.69
A72	Agria Group Holding AD-Varna	2.22	0.09	0.20	1.02	0.04	0.05	0.09	0.13	1.19	0.56	0.99
6AB	Albena AD-Albena	11.37	0.79	0.21	2.66	0.01	0.02	0.02	0.03	0.53	0.26	0.19
6AM	Alcomet AD-Shumen	30.21	0.27	0.43	4.64	0.01	0.01	0.01	0.02	1.25	0.42	0.92
A4L	Allterco AD-Sofia	6.27	1.60	1.76	5.22	0.23	0.26	0.30	0.34	4.46	0.19	0.90
A00	BG Agro AD-Varna	13.26	0.36	0.57	2.96	0.02	0.03	0.04	0.06	0.94	0.49	0.86
5BP	Billboard AD-Sofia		0.11	0.23	31.20					0.87	0.55	0.75
5BR	Bulgarian River Shipping AD-Ruse	77.48	0.86	0.22	4.89		0.01		0.01	1.03	0.16	0.21
BSO	Bulgarian Stock Exchange-Sofia	11.61	2.82	1.46	8.06	0.03	0.03	0.15	0.17	1.17	0.80	0.10
5BN	CB Bulgarian American Credit Bank AD-Sofia	11.84	3.11	0.81		0.01		0.07			0.88	
5CP	CB Texim Bank AD-Sofia	113.91	4.97	2.07				0.02			0.90	
3CZ	CEZ Distribution Bulgaria AD-Sofia	8.91	1.11	0.64	2.99	0.05	0.06	0.08	0.09	0.76	0.32	0.40
5DOV	Doverie United Holding PLC-Sofia	0.34	0.14	0.24	0.26	0.13	0.16	1.00	0.89	0.95	0.83	0.31
5EO	Etropal AD-Etropole	1,026.79	4.22	5.50	34.51		0.02	0.01	0.06	0.93	0.63	0.50
4EH	Eurohold Bulgaria AD-Sofia		0.18	1.85	6.50		0.02		0.12	1.08	0.87	1.11

\* Ratios are calculated on the base of the last weighted-average price as of the end of the month

\*\* Financial reports data (ttm)

Methodology for Calculation of Financial Ratios is available at [http://download.bse-sofia.bg/pdf/methodology\\_en.pdf](http://download.bse-sofia.bg/pdf/methodology_en.pdf)

# Financial Ratios

August  
2020

Issue	Issuer	P / E	P / S	P / B	P / EBIT	ROA	EBIT / Total Asts.	ROE	EBIT / Equity	Current Ratio	Debt / Equity	Assets Turnover
GR6	Gradus AD-Stara Zagora	23.16	2.27	1.09	14.15	0.04	0.05	0.05	0.05	4.77	0.10	0.42
58E	Himnab Bulgaria AD-Sofia	30.26	4.35	1.10	17.36	0.02	0.03	0.04	0.05	1.82	0.37	0.14
6N3	Holding Nov Vek AD-Sofia	9.82	1.65	2.15	5.98	0.06	0.09	0.26	0.35	2.81	0.68	0.36
4HS	Holding Sveta Sofia AD-Sofia	23.76	2.56	1.03	5.41	0.01	0.04	0.04	0.18	1.22	0.76	0.10
5V2	Holding Varna AD-Varna		3.00	1.34	17.87		0.01		0.03	1.22	0.51	0.18
4I8	Industrial Capital Holding AD-Sofia	17.84	0.14	0.53	1.20	0.01	0.08	0.03	0.09	3.12	0.19	1.17
4ID	Industrial Holding Bulgaria PLC-Sofia		0.74	0.24	6.45					1.25	0.19	0.26
6R1	Industry Development Holding JSC-Sofia	4.96	2.25	0.68	2.65	0.04	0.08	0.15	0.24	2.72	0.63	0.09
4IN	Investor.BG AD-Sofia		4.31	3.08						1.10	0.51	0.32
4L4	Lavena AD-Shumen	20.76	1.84	1.58	10.32	0.05	0.06	0.08	0.10	3.82	0.33	0.59
5MH	M+S Hydraulic AD-Kazanlak	18.41	2.01	2.94	10.22	0.12	0.13	0.15	0.17	1.86	0.26	1.10
3NB	Neochim AD-Dimitrograd	8.10	0.34	0.76	3.85	0.08	0.07	0.11	0.11	2.53	0.23	1.82
4O1	Oil and Gas Exploration and Production AD-Sofia	18.35	1.67	0.69	6.00	0.03	0.04	0.04	0.05	2.67	0.24	0.30
5PET	Petrol AD-Sofia		0.01	0.47	2.41					1.24	0.90	3.89
6R2	Rodna Zemya Holding AD-Dobrich	194.66	0.75	1.51	4.82		0.03	0.01	0.09	1.18	0.74	0.56
6S4	Severcoop Gamza Holding AD-Sofia	33.10	1.68	0.85	4.60	0.01	0.04	0.03	0.17	2.30	0.77	0.13
6S5	Sila Holding AD-Sofia			1.44	8.36					2.34	0.61	
6SOA	Sofia Commerce-Pawn Brokerage AD-Sofia	9.30	2.08	1.27	6.85	0.12	0.14	0.14	0.16	6.17	0.17	0.54
SO5	Sopharma Trading AD-Sofia	18.08	0.18	2.61	5.64	0.02	0.03	0.14	0.23	1.05	0.86	2.10
OSP	Speedy AD-Sofia	13.43	1.28	5.19	5.95	0.14	0.18	0.42	0.53	0.93	0.66	1.48
3NJ	SS Konstantine And Elena Holding AD-Varna	57.44	1.45	1.26	6.38	0.01	0.03	0.02	0.09	0.57	0.68	0.22
5SR	Stara Planina Hold AD-Sofia	19.38	0.46	0.97	3.16	0.02	0.07	0.05	0.08	2.33	0.22	0.89
6S7	Synergon Holding AD-Sofia	13.98	0.04	0.07	1.41					1.42	0.25	1.07
EHN	Synthetica AD-Sofia		8.05	8.02						0.63	0.74	0.22
3TV	Toplivo AD-Sofia		0.05	0.12	28.19					2.07	0.40	1.24
T57	Trace Group Hold AD-Sofia	4.81	0.28	0.71	3.08	0.08	0.10	0.16	0.20	1.49	0.49	1.33
1VX	Velgraf Asset Management AD-Sofia	201.48	35.69	2.41	94.65	0.01	0.01	0.01	0.02	1.62	0.27	0.05
4PX	Yuri Gagarin PLC-Plovdiv	2.64	0.05	0.07	0.53	0.02	0.03	0.03	0.04	2.06	0.44	0.88
T43	Zarneni Hrani Bulgaria AD-Sofia	6.48	0.33	0.12	1.64	0.01	0.02	0.02	0.03	2.38	0.24	0.22
3ZL	Zlatni Pyasatsi AD-Varna		0.49	0.13	12.00					6.12	0.06	0.24

## SPVs Segment\* (based on non-consolidated reports\*\*)

Issue	Issuer	P / E	P / S	P / B	P / EBIT	ROA	EBIT / Total Asts.	ROE	EBIT / Equity	Current Ratio	Debt / Equity	Assets Turnover
6A6	Advance Terrafund REIT-Sofia	50.87	6.08	0.62	50.87	0.01	0.01	0.01	0.01	2.57	0.05	0.10
5AX	Aktiv Properties REIT-Plovdiv	142.08	6.30	1.01	139.35	0.01	0.01	0.01	0.01	1.72	0.05	0.15
5H4	Balkan and Sea Properties REIT-Varna	212.89	43.45	2.26	47.91	0.01	0.02	0.01	0.04	6.65	0.43	0.03
BPY	Bravo Property Fund REIT-Sofia	9.10	5.86	1.00	7.03	0.06	0.08	0.12	0.15	4.93	0.44	0.10
5BU	Bulgarian Real Estate Fund REIT-Sofia	12.00	7.06	0.55	11.35	0.04	0.04	0.05	0.05	3.36	0.10	0.07
9BH	Bulgarian Receivables Fund SPE-Sofia	22.84		1.04	22.50	0.02	0.02	0.05	0.05	1.47	0.68	
5BD	Bulland Investments REIT-Sofia	228.92	3.24	0.90	26.14		0.02		0.03	2.77	0.36	0.19
5CQ	Capital Management SPV-Sofia	9.88		1.62	8.72	0.09	0.10	0.18	0.20	3.86	0.42	
CRF	Compass Receivables Fund SPV-Sofia											
5EX	Exclusive Property REIT-Sofia	10.27	5.71	0.73	6.81	0.04	0.05	0.07	0.10	0.18	0.46	0.07
E7P	Expat Beta REIT-Sofia	197.81	13.90	0.94	197.81					0.19	0.20	0.05
6F3	FairPlay Properties REIT-Sofia		1.92	0.19	43.42					4.19	0.13	0.08
FAW	Finance Assistance Management SPV											
RPR	Roi Property Fund REIT-Sofia	81.19	14.22	1.71	19.03	0.01	0.03	0.02	0.07	0.39	0.65	0.04
6S6	Sopharma Properties REIT-Sofia	16.68	10.40	1.85	16.06	0.08	0.09	0.11	0.12	0.23	0.26	0.13
6SB	Super Borovetz Property Fund REIT-Varna	33.22	7.72	1.35	14.34	0.02	0.04	0.04	0.10	3.55	0.52	0.07

\* Ratios are calculated on the base of the last weighted-average price as of the end of the month

\*\* Financial reports data (ttm)

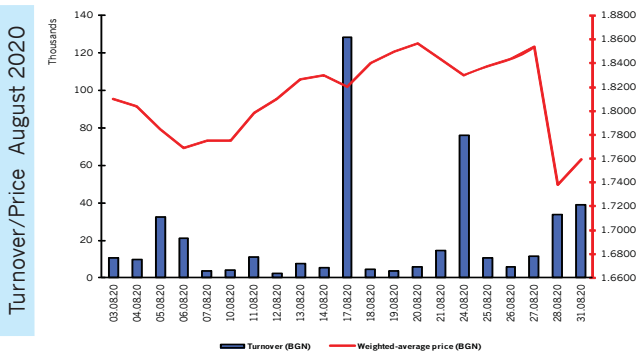
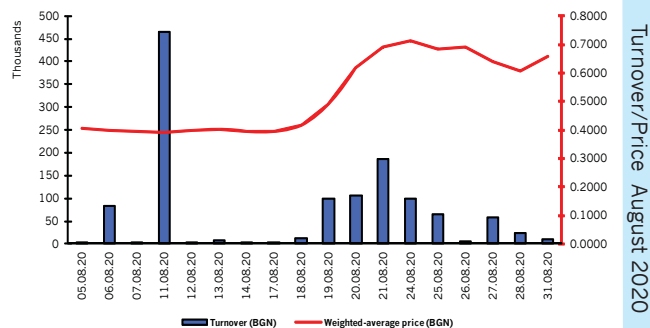
Methodology for Calculation of Financial Ratios is available at [http://download.bse-sofia.bg/pdf/methodology\\_en.pdf](http://download.bse-sofia.bg/pdf/methodology_en.pdf)

# Top 5 Stocks by Trades

August 2020

## Sirma Group Holding JSC

BSE code of the issue	SKK
Volume of the issue (common shares)	59,360,518
Nominal value (BGN per share)	1.00
Last gross dividend 2018 (BGN per share)	0.00
Trading on regulated market as from the beginning of the year	
Volume in lots	6,842,430
Value in BGN	3,116,330.69
Trades	1,470

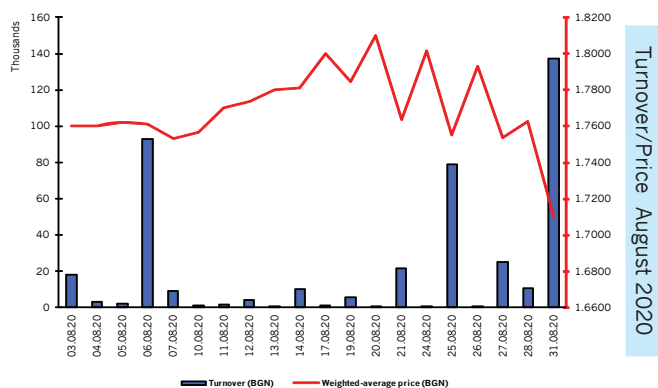


## Advance Terrafund REIT

BSE code of the issue	6A6
Volume of the issue (common shares)	85,110,091
Nominal value (BGN per share)	1.00
Last gross dividend 2019 (BGN per share)	0.1400
Trading on regulated market as from the beginning of the year	
Volume in lots	2,730,119
Value in BGN	4,723,091.45
Trades	2,281

## Bulgarian Real Estate Fund REIT

BSE code of the issue	5BU
Volume of the issue (common shares)	34,641,925
Nominal value (BGN per share)	1.00
Last gross dividend 2018 (BGN per share)	0.0996
Trading on regulated market as from the beginning of the year	
Volume in lots	3,013,658
Value in BGN	5,574,487.13
Trades	1,880

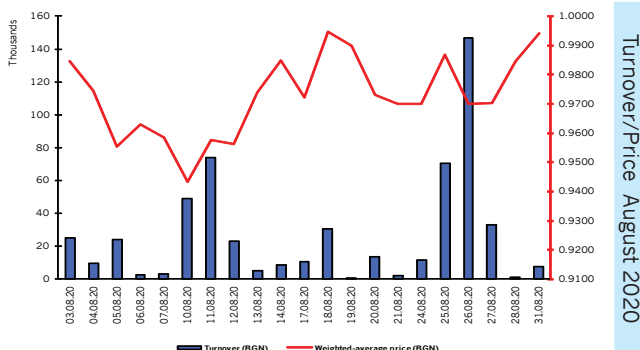


# Top 5 Stocks by Trades

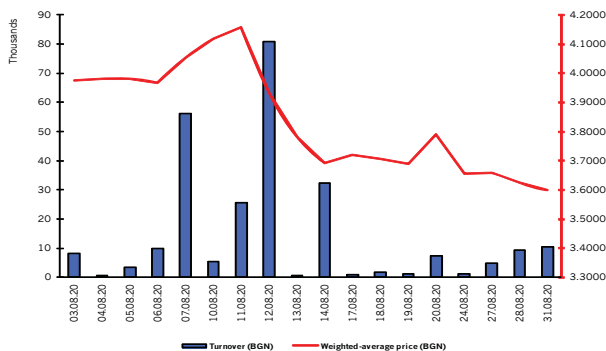
August 2020

## Elana Agrocredit

BSE code of the issue	OEA
Volume of the issue (common shares)	36,629,925
Nominal value (BGN per share)	1.00
Last gross dividend 2019 (BGN per share)	0.0681
Trading on regulated market as from the beginning of the year	
Volume in lots	2,480,617
Value in BGN	2,564,249.32
Trades	964



Turnover/Price August 2020



## Trace Group Hold

BSE code of the issue	T57
Volume of the issue (common shares)	24,200,000
Nominal value (BGN per share)	1.00
Last gross dividend 2019 (BGN per share)	0.00
Trading on regulated market as from the beginning of the year	
Volume in lots	673,518
Value in BGN	2,234,250.52
Trades	1,547