

**August
2019**

MONTHLY BULLETIN



БФБ

BULGARIAN STOCK EXCHANGE

1000 Sofia, 6 Tri ushi St.

Tel: (+359 2) 937 09 45; Fax: (+359 2) 937 09 46

<http://www.bse-sofia.bg>; e-mail: bse@bse-sofia.bg

General Statistics

August
2019

Capitalization of BSE Main Market		Change	
As of 31 August 2019			
Market Segment	Capitalization	July* 2019	August * 2018
Premium Equities Segment	1,796,656,972.83	-1.51%	-15.93%
Standard Equities Segment	6,278,867,291.77	0.04%	17.40%
Special Purpose Vehicles Segment	655,705,118.35	-0.72%	66.92%
Total Capitalization of BSE Main Market	8,731,229,382.95	-0.34%	10.83%

* as of the end of the period

Issues admitted to trading on BSE Main Market			
Market Segment	Number of new issues	Number of delisted issues	Number of listed issues as of the end of the month
Premium Equities Segment	0	0	7
Standard Equities Segment	2	0	62
Special Purpose Vehicles Segment	1	0	14
Bonds Segment	2	1	69
Compensatory Instruments Segment	0	0	3
Exchange Traded Products Segment	0	0	13
Subscription Rights Segment	3	1	2
Initial Public Offering Segment	0	0	0
Government Securities Segment	0	0	17
TOTAL :	8	2	187

* as of the end of the period

BSE Indices

SOFIX

Value *	567.45
Monthly change	-2.28%
Annual change	-10.19%
P/E **	8.43
P/B **	1.03

BGBX 40

Value *	112.31
Monthly change	-2.01%
Annual change	-8.15%
P/E **	12.54
P/B **	1.46

BG TR30

Value *	502.53
Monthly change	-1.68%
Annual change	-3.66%
P/E **	18.25
P/B **	1.91

BG REIT

Value *	126.38
Monthly change	-0.37%
Annual change	7.94%
P/E **	13.00
P/B **	1.10

* Values as of 31 August 2019

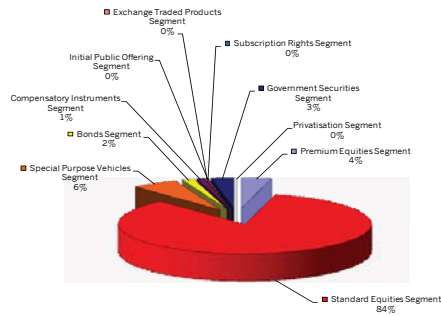
** P (prices) are weighted-average

** Financial reports data (ttm)

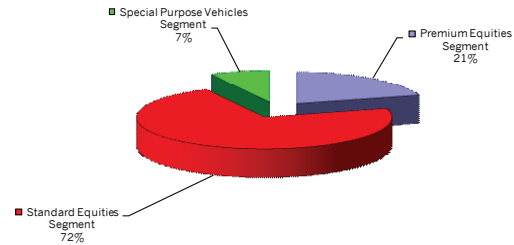
Monthly Trading by BSE Main Market Segments

Market Segment	August 2019			Change in turnover (%)	
	Trades	Turnover (BGN)	Volume (lots)	July 2019	August 2018
Premium Equities Segment	791	1,367,760	803,034	-17.36%	-75.92%
Standard Equities Segment	1,771	29,799,706	5,181,217	516.75%	185.53%
Special Purpose Vehicles Segment	346	2,086,007	937,579	-21.82%	-18.77%
Bonds Segment	16	546,931	528	-63.89%	-74.69%
Compensatory Instruments Segment	88	377,070	918,166	59.30%	57.43%
Exchange Traded Products Segment	41	60,287	146,404	480.60%	-58.43%
Subscription Rights Segment	14	7,869	7,869,263	-64.10%	30.82%
Initial Public Offering Segment	0	0	0	n/a	n/a
Government Securities Segment	1	1,029,404	1,000	n/a	-95.56%
Privatisation Segment	0	0	0	n/a	n/a
TOTAL:	3,068	35,275,035	15,857,191	222.48%	-20.62%

Turnover by Segments of BSE Main Market



Capitalization by Segments of BSE Main Market



New issues admitted to trading on the BSE Main Market in August

Issue	Issuer	First Trading Date	Trading Currency	Amount of the issue in the respective currency	Market Segment
SL1A	Solar Logistic EAD-Sofia	19.08.2019	BGN	25,000,000	Bonds Segment
FAW	Finance Assistance Management SPV-Sofia	19.08.2019	BGN	650,000	Special Purpose Vehicles Segment
GT2	Green Town Projects PLC-Sofia	12.08.2019	BGN	4,059,000	Standard Equities Segment
BPYC	Bravo Property Fund REIT-Sofia	23.08.2019	BGN	29,775,000	Bonds Segment
P2B	Port Flot-Burgas AD-Burgas	23.08.2019	BGN	10,000,000	Standard Equities Segment

Daily-Average Trading by BSE Main Market Segments

Market Segment	August 2019			Change in turnover (%)	
	Trades	Turnover (BGN)	Volume (lots)	July 2019	August 2018
Premium Equities Segment	36	62,171	36,502	-13.61%	-74.82%
Standard Equities Segment	81	1,354,532	235,510	544.78%	198.50%
Special Purpose Vehicles Segment	16	94,819	42,617	-18.26%	-15.08%
Bonds Segment	1	24,860	24	-62.25%	-73.53%
Compensatory Instruments Segment	4	17,140	41,735	66.54%	64.59%
Exchange Traded Products Segment	2	2,740	6,655	506.99%	-56.55%
Subscription Rights Segment	1	358	357,694	-62.47%	36.77%
Initial Public Offering Segment	0	0	0	n/a	n/a
Government Securities Segment	0	46,791	45	n/a	-95.36%
Privatisation Segment	0	0	0	n/a	n/a
TOTAL:	139	1,603,411	720,781	237.14%	-17.01%

Number of trading sessions in August

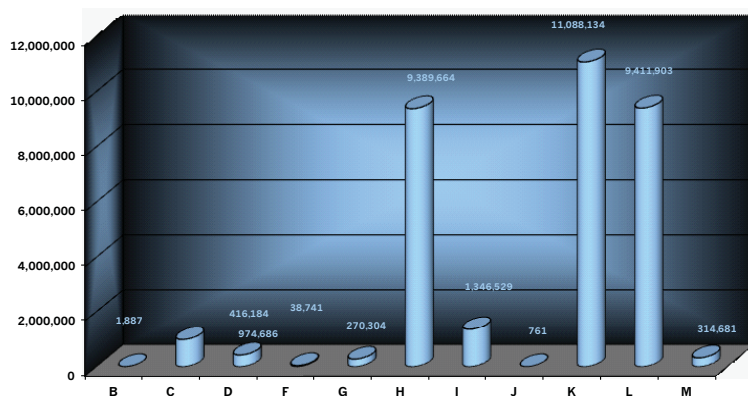
22

Monthly Average USD/BGN Exchange Rate

1.7571

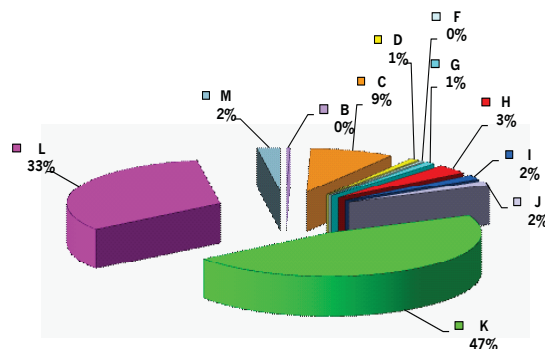
Trading by Industries (according to NACE.BG-2008)		Trades	Volume (lots)	Turnover (BGN)
B	Mining and quarrying	4	284	1,887.20
C	Manufacturing	524	165,091	974,686.12
D	Electricity,gas,steam and air conditioning supply	34	1,816	416,184.00
F	Construction	38	14,277	38,740.72
G	Wholesale and retail trade; repair of motor vehicles and motorcycles	121	134,406	270,303.95
H	Transportation and storage	54	2,320,647	9,389,664.27
I	Accommodation and food service activities	181	32,858	1,346,528.60
J	Information and communication	1	47	761.40
K	Financial and insurance activities	1,781	2,897,208	11,088,133.79
L	Real estate activities	37	1,139,770	9,411,902.54
M	Professional, scientific and technical activities	133	215,426	314,680.58

Share of industries in the total turnover (BGN) on the BSE Main Market in August



- B Mining and quarrying
- C Manufacturing
- D Electricity,gas,steam and air conditioning supply
- F Construction
- G Wholesale and retail trade; repair of motor vehicles and motorcycles
- H Transportation and storage
- I Accommodation and food service activities
- J Information and communication
- K Financial and insurance activities
- L Real estate activities
- M Professional, scientific and technical activities

Share of industries in the total turnover on the BSE Main Market in the last 365 days



- B Mining and quarrying
- C Manufacturing
- D Electricity,gas,steam and air conditioning supply
- F Construction
- G Wholesale and retail trade; repair of motor vehicles and motorcycles
- H Transportation and storage
- I Accommodation and food service activities
- J Information and communication
- K Financial and insurance activities
- L Real estate activities
- M Professional, scientific and technical activities

TOP 5

Liquidity Ranking

Issuer	Trades	Volume (lots)	Turnover (BGN)
Chimimport AD-Sofia	188	328,064	566,436.93
Albena AD-Albena	178	32,336	1,345,589.00
Stara Planina Hold AD-Sofia	168	91,749	469,579.50
Doverie United Holding PLC-Sofia	138	52,427	167,136.78
CB First Investment Bank AD-Sofia	136	41,486	134,815.68

TOP 5

Members

Trades		Turnover (BGN)	
Inv. Intermediary "Karoll" AD	1,867	Inv. Intermediary "Aval IN" AD	18,082,875.33
Inv. Intermediary "Elana Trading" AD	1,151	Inv. Intermediary "Intercapital Markets" AD	13,364,639.24
Inv. Intermediary "First Financial Brokerage House" EOOD	646	Inv. Intermediary "Capman" AD	7,260,156.79
Inv. Intermediary "BenchMark Finance" AD	618	Inv. Intermediary "Euro - Finance" AD	5,784,596.52
Inv. Intermediary "UG Market" AD	286	Inv. Intermediary "Elana Trading" AD	4,773,703.20

TOP 30

Capitalization as of 31 August 2019

Issues of shares on the BSE Main Market

Issue	Issuer	Nominal (BGN)	Amount (Shares)	Closing price (BGN)	Capitalization (BGN)
7TH	Tchaikapharma High Quality Medicines AD-Sofia	1.00	82,200,000	9.9000	813,780,000.00
3JR	Sopharma AD-Sofia	1.00	134,797,899	3.2600	439,441,150.74
3CZ	CEZ Distribution Bulgaria AD-Sofia	1.00	1,928,000	214.0000	412,592,000.00
6C4	Chimimport AD-Sofia	1.00	239,646,267	1.7000	407,398,653.90
GR6	Gradus AD-Stara Zagora	1.00	243,608,710	1.6700	406,826,545.70
4EH	Eurohold Bulgaria AD-Sofia	1.00	197,525,600	1.8800	371,348,128.00
5F4	CB First Investment Bank AD-Sofia	1.00	110,000,000	3.3000	363,000,000.00
5MH	M+S Hydraulic AD-Kazanlak	1.00	39,445,200	7.0000	276,116,400.00
1VX	Velgraf Asset Management AD-Sofia	1.00	68,979,758	3.9000	269,021,056.20
5MB	Monbat AD-Sofia	1.00	39,000,000	6.5500	255,450,000.00
5V2	Holding Varna AD-Varna	1.00	6,485,897	39.2000	254,247,162.40
OSP	Speedy AD-Sofia	1.00	5,377,619	47.0000	252,748,093.00
SO5	Sopharma Trading AD-Sofia	1.00	32,905,009	6.5500	215,527,808.95
4CF	CB Central Cooperative Bank AD-Sofia	1.00	127,129,970	1.5950	202,772,302.15
6AB	Albena AD-Albena	1.00	4,273,126	40.8000	174,343,540.80
6AM	Alcomet AD-Shumen	1.00	17,952,959	9.3000	166,962,518.70
6A6	Advance Terrafund REIT-Sofia	1.00	85,110,091	1.9250	163,836,925.18
5BN	CB Bulgarian American Credit Bank AD-Sofia	1.00	24,691,313	6.5000	160,493,534.50
6S6	Sopharma Properties REIT-Sofia	1.00	20,953,944	6.4000	134,105,241.60
EHN	Synthetica AD-Sofia	1.00	3,000,000	42.6000	127,800,000.00
GTH	Galata Investment Company AD-Varna	1.00	68,571,234	1.8600	127,542,495.24
1CZ	CEZ Electro Bulgaria AD-Sofia	10.00	5,000	23,600.0000	118,000,000.00
5H4	Balkan and Sea Properties REIT-Varna	1.00	6,925,156	16.6000	114,957,589.60
6R2	Rodna Zemya Holding AD-Dobrich	1.00	56,010,597	2.0000	112,021,194.00
94G	235 Holdings AD-Sofia	1.00	5,109,000	21.0000	107,289,000.00
4ID	Industrial Holding Bulgaria PLC-Sofia	1.00	107,400,643	0.9900	106,326,636.57
58E	Himsnab Bulgaria AD-Sofia	1.00	2,494,631	42.6000	106,271,280.60
5SR	Stara Planina Hold AD-Sofia	1.00	21,000,000	5.0500	106,050,000.00
6N3	Holding Nov Vek AD-Sofia	1.00	5,610,437	17.0000	95,377,429.00
4KX	Korado Bulgaria AD-Strazhitsa	1.00	13,168,614	6.7000	88,229,713.80

Premium Equities Segment

Issue	Issuer	Nominal (BGN)	Amount (Shares)	Closing price (BGN)	Capitalisation (BGN)
3JR	Sopharma AD-Sofia	1.00	134,797,899	3.2600	439,441,150.74
4CF	CB Central Cooperative Bank AD-Sofia	1.00	127,129,970	1.5950	202,772,302.15
4KX	Korado Bulgaria AD-Strazhitsa	1.00	13,168,614	6.7000	88,229,713.80
5F4	CB First Investment Bank AD-Sofia	1.00	110,000,000	3.3000	363,000,000.00
5MB	Monbat AD-Sofia	1.00	39,000,000	6.5500	255,450,000.00
6C4	Chimimport AD-Sofia	1.00	239,646,267	1.7000	407,398,653.90
SKK	Sirma Group Holding JSC-Sofia	1.00	59,360,518	0.6800	40,365,152.24

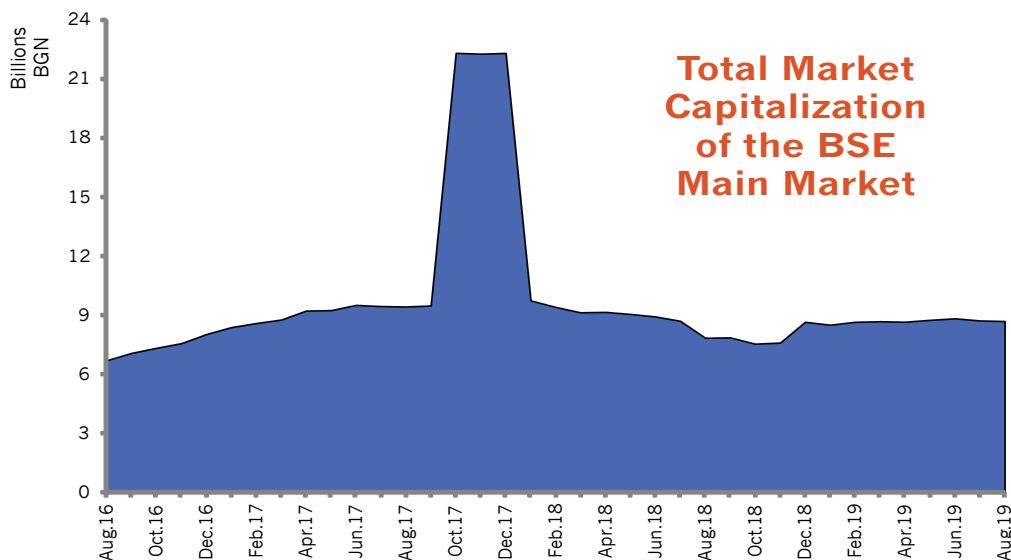
Standard Equities Segment

Issue	Issuer	Nominal (BGN)	Amount (Shares)	Closing price (BGN)	Capitalisation (BGN)
94G	235 Holdings AD-Sofia	1.00	5,109,000	21.0000	107,289,000.00
A72	Agria Group Holding AD-Varna	1.00	6,800,000	8.0000	54,400,000.00
6AB	Albena AD-Albena	1.00	4,273,126	40.8000	174,343,540.80
6AM	Alcomet AD-Shumen	1.00	17,952,959	9.3000	166,962,518.70
A4L	Allterco AD-Sofia	1.00	15,000,000	3.0400	45,600,000.00
A00	BG Agro AD-Varna	1.00	40,357,440	1.2700	51,253,948.80
5BP	Billboard AD-Sofia	1.00	15,000,000	0.2300	3,450,000.00
5BR	Bulgarian River Shipping AD-Ruse	1.00	35,708,674	0.6250	22,317,921.25
BSO	Bulgarian Stock Exchange-Sofia	1.00	6,582,860	4.9000	32,256,014.00
5BN	CB Bulgarian American Credit Bank AD-Sofia	1.00	24,691,313	6.5000	160,493,534.50
5CP	CB Texim Bank AD-Sofia	1.00	27,995,036	2.8000	78,386,100.80
3CZ	CEZ Distribution Bulgaria AD-Sofia	1.00	1,928,000	214.0000	412,592,000.00
1CZ	CEZ Electro Bulgaria AD-Sofia	10.00	5,000	23,600.0000	118,000,000.00
5DOV	Doverie United Holding PLC-Sofia	1.00	18,736,099	3.1800	59,580,794.82
OEA	Elana Agrocredit AD-Sofia	1.00	36,629,925	1.1100	40,659,216.75
52E	Elhim Iskra AD-Pazardzhik	1.00	25,108,410	0.9000	22,597,569.00
57E	EMKA AD-Sevlievo	1.00	21,699,726	2.6000	56,419,287.60
5EO	Etropal AD-Etropole	1.00	5,000,000	5.6000	28,000,000.00
4EH	Eurohold Bulgaria AD-Sofia	1.00	197,525,600	1.8800	371,348,128.00
5AF	Far AD-Sofia	1.00	2,500,000	4.0000	10,000,000.00
4F6	Fazerles AD-Silistra	1.00	515,000	19.3000	9,939,500.00
4F8	Formoplast AD-Kardzhali	1.00	3,798,905	5.6500	21,463,813.25
GTH	Galata Investment Company AD-Varna	1.00	68,571,234	1.8600	127,542,495.24
GR6	Gradus AD-Stara Zagora	1.00	243,608,710	1.6700	406,826,545.70
GT2	Green Town Projects PLC-Sofia	1.00	4,059,000	9.1000	36,936,900.00
58E	Himsnab Bulgaria AD-Sofia	1.00	2,494,631	42.6000	106,271,280.60
6N3	Holding Nov Vek AD-Sofia	1.00	5,610,437	17.0000	95,377,429.00
4HS	Holding Sveta Sofia AD-Sofia	1.00	9,940,391	3.9800	39,562,756.18
5V2	Holding Varna AD-Varna	1.00	6,485,897	39.2000	254,247,162.40
4HE	Hydraulic Elements and Systems AD-Yambol	1.00	18,193,752	4.7600	86,602,259.52
4I8	Industrial Capital Holding AD-Sofia	1.00	15,707,470	2.3800	37,383,778.60
4ID	Industrial Holding Bulgaria PLC-Sofia	1.00	107,400,643	0.9900	106,326,636.57
6R1	Industry Development Holding JSC-Sofia	1.00	9,980,925	2.0000	19,961,850.00
4IN	Investor.BG AD-Sofia	1.00	4,782,362	16.2000	77,474,264.40
4L4	Lavena AD-Shumen	1.00	9,919,410	3.7600	37,296,981.60
5MH	M+S Hydraulic AD-Kazanlak	1.00	39,445,200	7.0000	276,116,400.00
178B	Neo London Capital PLC-Sofia	100.00	99,950	128.0000	12,793,600.00
3NB	Neochim AD-Dimitrovgrad	1.00	2,654,358	20.2000	53,618,031.60
5ODE	Odessos Shiprepair Yard AD-Varna	1.00	586,642	66.5000	39,011,693.00
4O1	Oil and Gas Exploration and Production AD-Sofia	1.00	12,228,062	6.5500	80,093,806.10
5PET	Petrol AD-Sofia	4.00	27,312,403	0.6550	17,889,623.97
P2B	Port Flot-Burgas AD-Burgas	1.00	10,000,000	4.0400	40,400,000.00
RGL	Regala Invest AD-Varna	1.00	18,428,734	2.8200	51,969,029.88

Issue	Issuer	Nominal (BGN)	Amount (Shares)	Closing price (BGN)	Capitalisation (BGN)
6R2	Rodna Zemya Holding AD-Dobrich	1.00	56,010,597	2.0000	112,021,194.00
6S4	Severcoop Gamza Holding AD-Sofia	2.00	5,347,798	3.6600	19,572,940.68
6S5	Sila Holding AD-Stara Zagora	1.00	36,852,997	2.1600	79,602,473.52
6SOA	Sofia Commerce-Pawn Brokerage AD-Sofia	1.00	2,400,000	4.9800	11,952,000.00
6SOP	Sofia Commerce-Pawn Brokerage AD-Sofia	1.00	201,154	5.7500	1,156,635.50
SO5	Sopharma Trading AD-Sofia	1.00	32,905,009	6.5500	215,527,808.95
OSP	Speedy AD-Sofia	1.00	5,377,619	47.0000	252,748,093.00
3NJ	SS Konstantine And Elena Holding AD-Varna	1.00	2,309,561	21.8000	50,348,429.80
5SR	Stara Planina Hold AD-Sofia	1.00	21,000,000	5.0500	106,050,000.00
6S7	Synergon Holding AD-Sofia	1.00	18,358,849	0.9450	17,349,112.31
EHN	Synthetica AD-Sofia	1.00	3,000,000	42.6000	127,800,000.00
7TH	Tchaikapharma High Quality Medicines AD-Sofia	1.00	82,200,000	9.9000	813,780,000.00
3TV	Toplivo AD-Sofia	1.00	5,416,829	3.1000	16,792,169.90
T57	Trace Group Hold AD-Sofia	1.00	24,200,000	2.6800	64,856,000.00
1VX	Velgraf Asset Management AD-Sofia	1.00	68,979,758	3.9000	269,021,056.20
2YH	VF Alternative AD-Sofia	10,000.00	399	14,000.0000	5,586,000.00
4PX	Yuri Gagarin PLC-Plovdiv	1.00	1,003,904	8.1000	8,131,622.40
T43	Zarneni Hrani Bulgaria AD-Sofia	1.00	195,660,287	0.2240	43,827,904.29
3ZL	Zlatni Pyasatsi AD-Varna	1.00	6,493,577	1.8000	11,688,438.60

Special Purpose Vehicles Segment

Issue	Issuer	Nominal (BGN)	Amount (Shares)	Closing price (BGN)	Capitalisation (BGN)
5AX	Aktiv Properties REIT-Plovdiv	9.00	2,192,011	6.6500	14,576,873.15
5BD	Bulland Investments REIT-Sofia	1.00	15,008,125	1.0900	16,358,856.25
5BU	Bulgarian Real Estate Fund REIT-Sofia	1.00	34,641,925	1.9700	68,244,592.25
5EX	Exclusive Property REIT-Sofia	1.00	9,452,340	1.1900	11,248,284.60
5H4	Balkan and Sea Properties REIT-Varna	1.00	6,925,156	16.6000	114,957,589.60
6A6	Advance Terrafund REIT-Sofia	1.00	85,110,091	1.9250	163,836,925.18
6F3	FairPlay Properties REIT-Sofia	1.00	33,145,400	0.4940	16,373,827.60
6S6	Sopharma Properties REIT-Sofia	1.00	20,953,944	6.4000	134,105,241.60
6SB	Super Borovetz Property Fund REIT-Varna	1.00	16,179,999	2.3800	38,508,397.62
9BH	Bulgarian Receivables Fund SPE-Sofia	1.00	1,500,000	1.0200	1,530,000.00
BPY	Bravo Property Fund REIT-Sofia	1.00	36,700,000	1.0300	37,801,000.00
E7P	Expat Beta REIT-Sofia	1.00	5,143,190	0.9500	4,886,030.50
FAW	Finance Assistance Management SPV-Sofia	1.00	650,000		
RPR	Roi Property Fund REIT-Sofia	1.00	6,162,500	5.4000	33,277,500.00



Premium Equities Segment

Issue	Issuer	Trades	Volume (lots)	Turnover (BGN)	Trading currency	Weighted & Corrected Values			Closing price	As from
						Average price	Min. price	Max. price		
3JR	Sopharma AD-Sofia	113	34,058	112,543.95	BGN	3.3040	3.2585	3.3767	3.2600	30.08.2019
4CF	CB Central Cooperative Bank AD-Sofia	130	187,752	302,706.13	BGN	1.6120	1.5468	1.7381	1.5950	30.08.2019
4KX	Korado Bulgaria AD-Strazhitsa	58	7,071	47,484.10	BGN	6.7150	6.5719	6.8964	6.7000	30.08.2019
5F4	CB First Investment Bank AD-Sofia	136	41,486	134,815.68	BGN	3.2500	3.2000	3.2916	3.3000	30.08.2019
5MB	Monbat AD-Sofia	90	11,044	72,469.40	BGN	6.5620	6.5000	6.6500	6.5500	30.08.2019
6C4	Chimimport AD-Sofia	188	328,064	566,436.93	BGN	1.7270	1.7009	1.7906	1.7000	30.08.2019
SKK	Sirma Group Holding JSC-Sofia	76	193,559	131,303.63	BGN	0.6780	0.6748	0.7022	0.6800	30.08.2019

Standard Equities Segment

Issue	Issuer	Trades	Volume (lots)	Turnover (BGN)	Trading currency	Weighted & Corrected Values			Closing price	As from
						Average price	Min. price	Max. price		
OEA	Elana Agrocredit AD-Sofia	71	258,007	291,649.97	BGN	1.1300	1.1098	1.1600	1.1100	30.08.2019
OSP	Speedy AD-Sofia	42	1,539	73,381.20	BGN	47.6810	46.8532	49.4000	47.0000	30.08.2019
17BB	Neo London Capital PLC-Sofia	1	2	256.00	BGN	128.0000	128.0000	128.0000	128.0000	02.08.2019
1VX	Velgraf Asset Management AD-Sofia	1	100	390.00	BGN	3.9000	3.9000	3.9000	3.9000	28.08.2019
2YH	VF Alternative AD-Sofia	7	180	2,150,000.00	BGN	11,944.4440	11,528.5714	13,400.0000	14,000.0000	23.08.2019
3CZ	CEZ Distribution Bulgaria AD-Sofia	34	1,816	416,184.00	BGN	229.1760	212.0000	230.0096	214.0000	30.08.2019
3NB	Necchim AD-Dimitrovgrad	28	759	16,711.80	BGN	22.0180	20.3333	23.4000	20.2000	28.08.2019
3NJ	SS Konstantine And Elena Holding AD-Varna	1	6	130.80	BGN	21.8000	21.8000	21.8000	21.8000	12.08.2019
3TV	Toplivo AD-Sofia	8	1,016	2,951.80	BGN	2.9050	2.7400	3.1000	3.1000	30.08.2019
3ZL	Zlatni Pyasatsi AD-Varna	3	522	939.60	BGN	1.8000	1.8000	1.8000	1.8000	23.08.2019
4EH	Eurohold Bulgaria AD-Sofia	20	38,847	75,702.85	BGN	1.9490	1.8800	2.0200	1.8800	30.08.2019
4F6	Fazerles AD-Siliistra	2	18	353.70	BGN	19.6500	19.3000	21.4000	19.3000	27.08.2019
4F8	Formoplast AD-Kardzhali	2	40	226.00	BGN	5.6500	5.6500	5.6500	5.6500	29.08.2019
4HE	Hydraulic Elements and Systems AD-Yambol	51	20,346	98,332.84	BGN	4.8330	4.7600	4.9600	4.7600	28.08.2019
4HS	Holding Sveta Sofia AD-Sofia	34	5,417	20,440.86	BGN	3.7730	3.2167	3.9800	3.9800	29.08.2019
4I8	Industrial Capital Holding AD-Sofia	49	15,452	36,409.88	BGN	2.3560	2.2600	2.3975	2.3800	30.08.2019
4ID	Industrial Holding Bulgaria PLC-Sofia	52	596,276	596,286.74	BGN	1.0000	0.9964	1.0200	0.9900	30.08.2019
4IN	Investor.BG AD-Sofia	1	47	761.40	BGN	16.2000	16.2000	16.2000	16.2000	09.08.2019
4L4	Lavena AD-Shumen	6	800	2,863.00	BGN	3.5790	3.4378	3.7600	3.7600	28.08.2019
4O1	Oil and Gas Exploration and Production AD-Sofia	4	284	1,887.20	BGN	6.6450	6.5500	6.7000	6.5500	30.08.2019
4PX	Yuri Gagarin PLC-Plovdiv	8	360	3,543.00	BGN	9.8420	8.1000	10.2000	8.1000	28.08.2019
52E	Elhim Iskra AD-Pazardzhik	3	2,600	2,375.00	BGN	0.9130	0.9000	0.9350	0.9000	23.08.2019
57E	EMKA AD-Sevlievo	3	124	313.40	BGN	2.5270	2.5000	2.7000	2.6000	27.08.2019
58E	Himsnab Bulgaria AD-Sofia	4	647	27,424.20	BGN	42.3870	38.4000	42.6000	42.6000	16.08.2019
5AF	Far AD-Sofia	2	50,000	200,000.00	BGN	4.0000	4.0000	4.0000	4.0000	26.08.2019
5BN	CB Bulgarian American Credit Bank AD-Sofia	2	150	970.00	BGN	6.4670	6.4500	6.5000	6.5000	29.08.2019
5BP	Billboard AD-Sofia	6	6,426	1,588.38	BGN	0.2470	0.2300	0.2660	0.2300	15.08.2019
5BR	Bulgarian River Shipping AD-Ruse	2	250	156.75	BGN	0.6270	0.6250	0.6300	0.6250	30.08.2019
5CP	CB Texim Bank AD-Sofia	8	18,055	50,473.90	BGN	2.7960	2.4400	2.7967	2.8000	21.08.2019
5DOV	Doverie United Holding PLC-Sofia	138	52,427	167,136.78	BGN	3.1880	3.1364	3.2703	3.1800	30.08.2019
5EO	Etropal AD-Etropole	2	54	303.90	BGN	5.6280	5.6000	5.6500	5.6000	29.08.2019
5MH	M+S Hydraulic AD-Kazanlak	82	67,804	475,615.30	BGN	7.0150	6.9500	7.4500	7.0000	30.08.2019
5ODE	Odessos Shiprepair Yard AD-Varna	14	118	7,874.50	BGN	66.7330	64.5000	68.0000	66.5000	30.08.2019
5PET	Petrol AD-Sofia	21	5,787	3,794.41	BGN	0.6560	0.6237	0.7500	0.6550	29.08.2019
5SR	Stara Planina Hold AD-Sofia	168	91,749	469,579.50	BGN	5.1180	5.0000	5.6409	5.0500	30.08.2019
5V2	Holding Varna AD-Varna	80	7,238	284,150.20	BGN	39.2580	38.4000	39.7692	39.2000	30.08.2019
6AB	Albena AD-Albena	178	32,336	1,345,589.00	BGN	41.6130	40.4000	42.3863	40.8000	30.08.2019
6AM	Alcomet AD-Shumen	18	1,636	16,529.40	BGN	10.1040	9.3000	11.1000	9.3000	29.08.2019
6N3	Holding Nov Vek AD-Sofia	34	180,923	2,954,680.20	BGN	16.3310	15.0640	16.4690	17.0000	29.08.2019
6R1	Industry Development Holding JSC-Sofia	15	10,825	22,565.00	BGN	2.0840	1.6000	2.2600	2.0000	30.08.2019
6R2	Rodna Zemya Holding AD-Dobrich	1	180	360.00	BGN	2.0000	2.0000	2.0000	2.0000	26.08.2019

Trade by Issues

August
2019

Issue	Issuer	Trades	Volume (lots)	Turnover (BGN)	Trading currency	Weighted & Corrected Values			Closing price	As from
						Average price	Min. price	Max. price		
6S4	Severcoop Gamza Holding AD-Sofia	10	250	909.00	BGN	3.6360	3.6000	3.6600	3.6600	26.08.2019
6S5	Sila Holding AD-Stara Zagora	2	300	648.00	BGN	2.1600	2.1600	2.1600	2.1600	30.08.2019
6S7	Synergon Holding AD-Sofia	11	4,799	4,287.94	BGN	0.8940	0.8800	0.9450	0.9450	30.08.2019
6SOA	Sofia Commerce-Pawn Brokerage AD-Sofia	70	18,215	92,176.29	BGN	5.0600	4.5546	5.3972	4.9800	30.08.2019
6SOP	Sofia Commerce-Pawn Brokerage AD-Sofia	18	3,905	22,809.10	BGN	5.8410	5.1500	6.3000	5.7500	29.08.2019
7TH	Tchaikapharma High Quality Medicines AD-Sofia	38	11,833	115,558.45	BGN	9.7660	9.5833	9.8946	9.9000	30.08.2019
94G	235 Holdings AD-Sofia	3	95,283	2,000,893.00	BGN	21.0000	20.9995	20.9995	21.0000	19.08.2019
A4L	Allterco AD-Sofia	39	18,476	53,336.20	BGN	2.8870	2.8000	3.0800	3.0400	30.08.2019
A72	Agria Group Holding AD-Varna	57	21,867	183,376.95	BGN	8.3860	8.3025	9.0000	8.0000	28.08.2019
A00	BG Agro AD-Varna	1	190	241.30	BGN	1.2700	1.2700	1.2700	1.2700	28.08.2019
BSO	Bulgarian Stock Exchange-Sofia	21	6,206	31,876.25	BGN	5.1360	4.9169	5.3500	4.9000	29.08.2019
EHN	Synthetica AD-Sofia	12	15,649	563,663.80	BGN	36.0190	36.0000	42.6000	42.6000	13.08.2019
GR6	Gradus AD-Stara Zagora	129	71,608	121,245.61	BGN	1.6930	1.6724	1.7200	1.6700	30.08.2019
GT2	Green Town Projects PLC-Sofia	14	830,535	7,007,005.00	BGN	8.4370	7.9990	9.1000	9.1000	27.08.2019
GTH	Galata Investment Company AD-Varna	2	200,200	362,372.00	BGN	1.8100	1.8100	1.8600	1.8600	30.08.2019
P2B	Port Flot-Burgas AD-Burgas	10	2,318,858	9,316,126.32	BGN	4.0180	4.0000	4.0400	4.0400	30.08.2019
S05	Sopharma Trading AD-Sofia	71	7,279	48,408.20	BGN	6.6500	6.5233	6.7575	6.5500	30.08.2019
T43	Zarneni Hrani Bulgaria AD-Sofia	19	70,324	15,149.54	BGN	0.2150	0.2120	0.2280	0.2240	30.08.2019
T57	Trace Group Hold AD-Sofia	38	14,277	38,740.72	BGN	2.7140	2.6189	2.7800	2.6800	30.08.2019

Special Purpose Vehicles Segment

Issue	Issuer	Trades	Volume (lots)	Turnover (BGN)	Trading currency	Weighted & Corrected Values			Closing price	As from
						Average price	Min. price	Max. price		
5AX	Aktiv Properties REIT-Plovdiv	7	53,176	353,444.75	BGN	6.6470	6.5874	6.6500	6.6500	13.08.2019
5BD	Bulland Investments REIT-Sofia	2	109,500	119,355.00	BGN	1.0900	1.0900	1.0900	1.0900	01.08.2019
5BU	Bulgarian Real Estate Fund REIT-Sofia	119	394,885	789,102.81	BGN	1.9980	1.9897	2.0400	1.9700	30.08.2019
5EX	Exclusive Property REIT-Sofia	1	100	119.00	BGN	1.1900	1.1900	1.1900	1.1900	29.08.2019
5H4	Balkan and Sea Properties REIT-Varna	1	50	830.00	BGN	16.6000	16.6000	16.6000	16.6000	28.08.2019
6A6	Advance Terrafund REIT-Sofia	135	334,353	649,806.19	BGN	1.9430	1.9310	1.9574	1.9250	30.08.2019
6F3	FairPlay Properties REIT-Sofia	1	1,000	494.00	BGN	0.4940	0.4940	0.4940	0.4940	14.08.2019
6S6	Sopharma Properties REIT-Sofia	60	20,923	134,523.20	BGN	6.4290	6.4000	6.5000	6.4000	30.08.2019
6SB	Super Borovetz Property Fund REIT-Varna	6	10,220	24,323.60	BGN	2.3790	2.3307	2.3800	2.3800	30.08.2019
BPY	Bravo Property Fund REIT-Sofia	11	12,997	13,431.54	BGN	1.0330	1.0300	1.0500	1.0300	28.08.2019
E7P	Expat Beta REIT-Sofia	2	325	307.14	BGN	0.9450	0.9450	0.9450	0.9500	06.08.2019
RPR	Roi Property Fund REIT-Sofia	1	50	270.00	BGN	5.4000	5.4000	5.4000	5.4000	30.08.2019

Bonds Segment

Issue	Issuer	Trades	Volume (lots)	Turnover (BGN)	Trading currency	Clean Prices (% of nominal)			As from
						Average price	Min. price	Max. price	
ODC1	Delta Credit SPV-Sofia	4	220	221,736.99	BGN	100.0000	100.0000	100.0000	09.08.2019
229E	Elana Financial Holding AD-Sofia	1	5	9,895.60	EUR	100.0000	100.0000	100.0000	16.08.2019
4CFB	CB Central Cooperative Bank AD-Sofia	1	4	8,214.15	EUR	102.5000	102.5000	102.5000	16.08.2019
5MBA	Monbat AD-Sofia	1	1	1,931.64	EUR	98.5000	98.5000	98.5000	19.08.2019
8AVA	Asterion Bulgaria AD-Sofia	1	1	1,207.70	EUR	100.0000	100.0000	100.0000	14.08.2019
BULA	Bulgarplod-Sofia AD-Sofia	4	286	289,486.34	BGN	101.2200	101.2190	101.2190	30.08.2019
E8DA	Eurolease Group EAD-Sofia	1	2	2,000.55	BGN	100.0000	100.0000	100.0000	01.08.2019
E8DB	Eurolease Group EAD-Sofia	2	6	9,418.80	EUR	100.0000	100.0000	100.0000	06.08.2019
S28H	Starcom Holding AD-Etropole	1	3	3,039.15	BGN	100.0000	100.0000	100.0000	21.08.2019

Trade by Issues

August
2019

Compensatory Instruments Segment

Issue	Issuer	Trades	Volume (lots)	Turnover (BGN)	Trading currency	Weighted Values			Closing price	As from
						Average price	Min. price	Max. price		
BLKB	Housing compensation notes under the CONP Act	5	36,100	10,937.00	BGN	0.3030	0.2980	0.3095	0.3000	30.08.2019
BLKC	Registered compensation vouchers under the OUFL Act and RFLFF Act	46	153,961	137,393.14	BGN	0.8920	0.8676	0.9000	0.8610	29.08.2019
BLKD	Compensation notes under the CONP Act	37	728,105	228,740.35	BGN	0.3140	0.2930	0.3169	0.2970	30.08.2019

Exchange Traded Products Segment

Issue	Issuer	Trades	Volume (lots)	Turnover (BGN)	Trading currency	Weighted Values			Closing price	As from
						Average price	Min. price	Max. price		
6F3N	FairPlay Properties REIT-Sofia	1	90,000	90.00	BGN	0.0010	0.0010	0.0010	0.0010	09.08.2019
BGX	Expat Bulgaria SOFIX UCITS ETF	31	52,581	52,233.26	BGN	0.9930	0.9760	1.0150	0.9760	29.08.2019
ECDC	Expat Croatia CROBEX UCITS ETF	1	1,000	1,816.97	EUR	0.9290	0.9290	0.9290	0.9290	07.08.2019
MKK1	Expat Macedonia MBI10 UCITS ETF	1	40	98.34	EUR	1.2570	1.2570	1.2570	1.2570	07.08.2019
PLX	Expat Poland WIG20 UCITS ETF	2	84	134.88	EUR	0.8210	0.8210	0.8210	0.8210	06.08.2019
ROX	Expat Romania BET UCITS ETF	5	2,699	5,913.82	EUR	1.1200	1.0950	1.1216	1.1240	28.08.2019

Subscription Rights Segment

Issue	Issuer	Trades	Volume (lots)	Turnover (BGN)	Trading currency	Weighted Values			Closing price	As from
						Average price	Min. price	Max. price		
6S65	Sopharma Properties REIT-Sofia	14	7,869,263	7,869.26	BGN	0.0010	0.0010	0.0010	0.0010	27.08.2019

Government Securities Segment

Issue	Issuer	Trades	Volume (lots)	Turnover (BGN)	Trading currency	Clean Prices (% of nominal)			Closing price	As from
						Average price	Min. price	Max. price		
BLKI	Ministry of Finance	1	1,000	1,029,404.11	BGN	102.8500	102.8500	102.8500	102.8500	22.08.2019

IPO Segment (No trades in the reported period)

Privatisation Segment (No trades in the reported period)

Total trading statistics on a regulated market with indices components

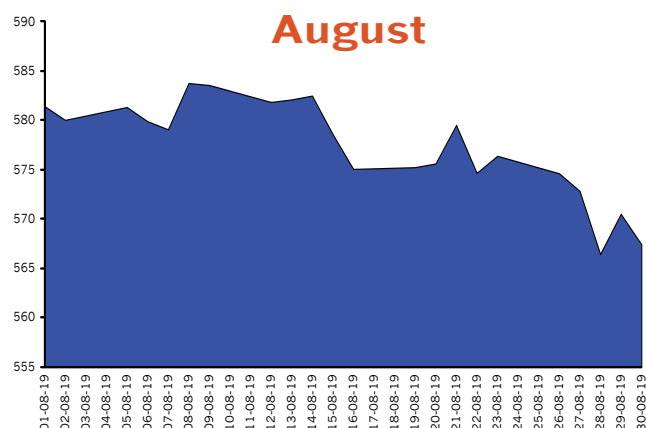
Index	Volume Traded		Value Traded		Trades	
	Total volume (lots)	% of total volume	Total turnover (BGN)	% of total turnover	All trades #	% of all trades
SOFIX	2,698,113	38.98%	5,168,082.26	15.54%	1,637	56.29%
BGBX 40	3,244,702	46.88%	8,733,897.03	26.26%	2,652	91.20%
BG REIT	792,736	11.45%	1,817,872.55	5.47%	270	9.28%
BG TR30	3,133,020	45.26%	9,984,196.12	30.02%	2,154	74.07%
CGIX *	1,015,055	14.66%	2,772,686.37	8.34%	700	24.07%

Market capitalisation of indices components

Index	Total (BGN)	% of total capitalization
SOFIX	3,306,213,660.70	37.89%
BGBX 40	6,673,802,655.72	76.48%
BG REIT	484,676,264.60	5.55%
BG TR30	5,441,303,451.70	62.36%
CGIX *	1,503,445,709.81	17.23%

* CGIX is an index of the National Corporate Governance Commission, which is just computed and promoted by BSE as from September 19, 2011.

SOFIX in August



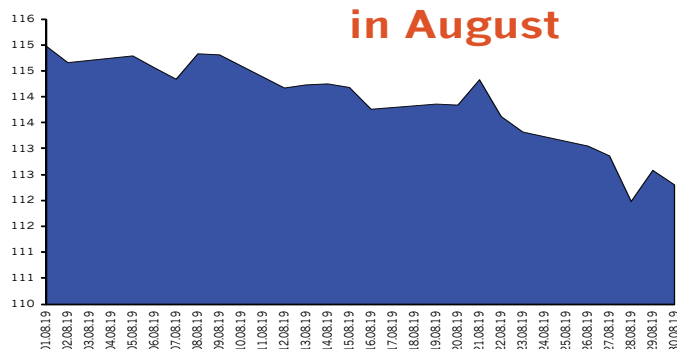
SOFIX Components

Issuer	Min. price	Max. price	Volume (lots)	Trades	Turnover (BGN)
Advance Terrafund REIT-Sofia	1.9250	1.9600	334,353	135	649,806.19
Gradus AD-Stara Zagora	1.6700	1.7200	71,608	129	121,245.61
Doverie United Holding PLC-Sofia	3.1000	3.3000	52,427	138	167,136.78
Eurohold Bulgaria AD-Sofia	1.8800	2.0200	38,847	20	75,702.85
Elana Agrocredit AD-Sofia	1.1000	1.1600	258,007	71	291,649.97
Industrial Holding Bulgaria PLC-Sofia	0.9900	1.0200	596,276	52	596,286.74
M+S Hydraulic AD-Kazanlak	6.9500	7.4500	67,804	82	475,615.30
Sirma Group Holding JSC-Sofia	0.6700	0.7150	193,559	76	131,303.63
Sopharma AD-Sofia	3.2500	3.3900	34,058	113	112,543.95
Stara Planina Hold AD-Sofia	5.0000	5.6500	91,749	168	469,579.50
CB First Investment Bank AD-Sofia	3.1400	3.3000	41,486	136	134,815.68
CB Central Cooperative Bank AD-Sofia	1.5400	1.7450	187,752	130	302,706.13
Bulgarian Real Estate Fund REIT-Sofia	1.9700	2.0400	394,885	119	789,102.81
Chimimport AD-Sofia	1.7000	1.7950	328,064	188	566,436.93
Holding Varna AD-Varna	37.8000	40.0000	7,238	80	284,150.20

BGBX 40 Components

Issuer	Min. price	Max. price	Volume (lots)	Trades	Turnover (BGN)
Agria Group Holding AD-Varna	8.0000	9.0000	21,867	57	183,376.95
Advance Terrafund REIT-Sofia	1.9250	1.9600	334,353	135	649,806.19
Aktiv Properties REIT-Plovdiv	6.5500	6.6500	53,176	7	353,444.75
Albena AD-Albena	40.0000	43.0000	32,336	178	1,345,589.00
Allterco AD-Sofia	2.8000	3.1600	18,476	39	53,336.20
Bulgarian Stock Exchange-Sofia	4.9000	5.3500	6,206	21	31,876.25
Velgraf Asset Management AD-Sofia	3.9000	3.9000	100	1	390.00
Gradus AD-Stara Zagora	1.6700	1.7200	71,608	129	121,245.61
Doverie United Holding PLC-Sofia	3.1000	3.3000	52,427	138	167,136.78
Eurohold Bulgaria AD-Sofia	1.8800	2.0200	38,847	20	75,702.85
Elana Agrocredit AD-Sofia	1.1000	1.1600	258,007	71	291,649.97
Elhim Iskra AD-Pazardzhik	0.9000	0.9350	2,600	3	2,375.00
Zarneni Hrani Bulgaria AD-Sofia	0.2100	0.2280	70,324	19	15,149.54
Galata Investment Company AD-Varna	1.8100	1.8600	200,200	2	362,372.00
Industrial Capital Holding AD-Sofia	2.2600	2.4000	15,452	49	36,409.88
Industrial Holding Bulgaria PLC-Sofia	0.9900	1.0200	596,276	52	596,286.74
Korado Bulgaria AD-Strazhitsa	6.5500	6.9000	7,071	58	47,484.10
Monbat AD-Sofia	6.5000	6.7000	11,044	90	72,469.40
M+S Hydraulic AD-Kazanlak	6.9500	7.4500	67,804	82	475,615.30
Neochim AD-Dimitrovgrad	20.0000	24.0000	759	28	16,711.80
Oil and Gas Exploration and Production AD-Sofia	6.5500	6.7000	284	4	1,887.20
Severcoop Gamza Holding AD-Sofia	3.6000	3.6600	250	10	909.00
Synergon Holding AD-Sofia	0.8800	0.9450	4,799	11	4,287.94
Sirma Group Holding JSC-Sofia	0.6700	0.7150	193,559	76	131,303.63
Sopharma AD-Sofia	3.2500	3.3900	34,058	113	112,543.95
Sopharma Properties REIT-Sofia	6.4000	6.5000	20,923	60	134,523.20
Sopharma Trading AD-Sofia	6.5000	6.8000	7,279	71	48,408.20
Sofia Commerce-Pawn Brokerage AD-Sofia	4.5400	5.5500	18,215	70	92,176.29
Speedy AD-Sofia	46.2000	49.8000	1,539	42	73,381.20
Stara Planina Hold AD-Sofia	5.0000	5.6500	91,749	168	469,579.50
CB First Investment Bank AD-Sofia	3.1400	3.3000	41,486	136	134,815.68
CB Central Cooperative Bank AD-Sofia	1.5400	1.7450	187,752	130	302,706.13
Trace Group Hold AD-Sofia	2.6000	2.7800	14,277	38	38,740.72
Bulgarian Real Estate Fund REIT-Sofia	1.9700	2.0400	394,885	119	789,102.81
Hydraulic Elements and Systems AD-Yambol	4.7600	4.9600	20,346	51	98,332.84
Chimimport AD-Sofia	1.7000	1.7950	328,064	188	566,436.93
Holding Varna AD-Varna	37.8000	40.0000	7,238	80	284,150.20
Holding Sveta Sofia AD-Sofia	3.2000	4.0000	5,417	34	20,440.86
Tchaikapharma High Quality Medicines AD-Sofia	9.5500	9.9000	11,833	38	115,558.45
CEZ Distribution Bulgaria AD-Sofia	212.0000	232.0000	1,816	34	416,184.00

BGBX 40 in August

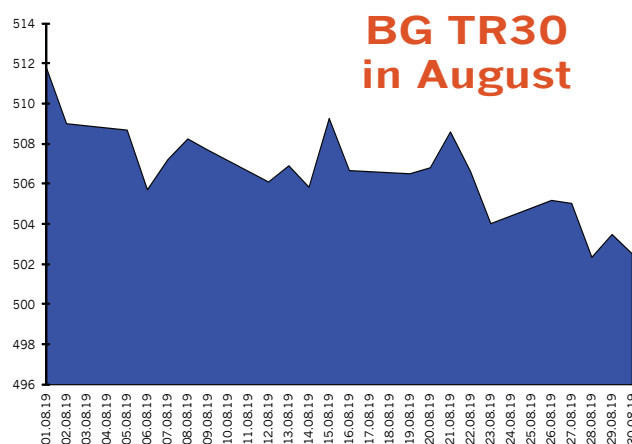
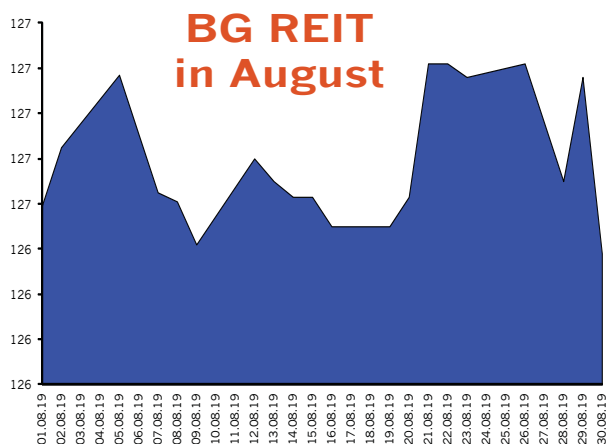


BG REIT Components

Issuer	Min. price	Max. price	Volume (lots)	Trades	Turnover (BGN)
Advance Terrafund REIT-Sofia	1.9250	1.9600	334,353	135	649,806.19
Aktiv Properties REIT-Plovdiv	6.5500	6.6500	53,176	7	353,444.75
Balkan and Sea Properties REIT-Varna	16.6000	16.6000	50	1	830.00
Roi Property Fund REIT-Sofia	5.4000	5.4000	50	1	270.00
Super Borovetz Property Fund REIT-Varna	2.3800	2.3800	10,220	6	24,323.60
Bulgarian Real Estate Fund REIT-Sofia	1.9700	2.0400	394,885	119	789,102.81
CCB Real Estate Fund REIT-Sofia	47.6000	47.6000	2	1	95.20

BG TR30 Components

Issuer	Min. price	Max. price	Volume (lots)	Trades	Turnover (BGN)
235 Holdings AD-Sofia	20.0000	21.0000	95,283	3	2,000,893.00
Advance Terrafund REIT-Sofia	1.9250	1.9600	334,353	135	649,806.19
Aktiv Properties REIT-Plovdiv	6.5500	6.6500	53,176	7	353,444.75
Albena AD-Albena	40.0000	43.0000	32,336	178	1,345,589.00
Balkan and Sea Properties REIT-Varna	16.6000	16.6000	50	1	830.00
Bulgarian Stock Exchange-Sofia	4.9000	5.3500	6,206	21	31,876.25
Velgraf Asset Management AD-Sofia	3.9000	3.9000	100	1	390.00
Gradus AD-Stara Zagora	1.6700	1.7200	71,608	129	121,245.61
Doverie United Holding PLC-Sofia	3.1000	3.3000	52,427	138	167,136.78
Eurohold Bulgaria AD-Sofia	1.8800	2.0200	38,847	20	75,702.85
Elana Agrocredit AD-Sofia	1.1000	1.1600	258,007	71	291,649.97
Galata Investment Company AD-Varna	1.8100	1.8600	200,200	2	362,372.00
Industrial Holding Bulgaria PLC-Sofia	0.9900	1.0200	596,276	52	596,286.74
M+S Hydraulic AD-Kazanlak	6.9500	7.4500	67,804	82	475,615.30
Monbat AD-Sofia	6.5000	6.7000	11,044	90	72,469.40
Rodna Zemya Holding AD-Dobrich	2.0000	2.0000	180	1	360.00
Severcoop Gamza Holding AD-Sofia	3.6000	3.6600	250	10	909.00
Sirma Group Holding JSC-Sofia	0.6700	0.7150	193,559	76	131,303.63
Sopharma AD-Sofia	3.2500	3.3900	34,058	113	112,543.95
Sopharma Properties REIT-Sofia	6.4000	6.5000	20,923	60	134,523.20
Sopharma Trading AD-Sofia	6.5000	6.8000	7,279	71	48,408.20
Stara Planina Hold AD-Sofia	5.0000	5.6500	91,749	168	469,579.50
CB First Investment Bank AD-Sofia	3.1400	3.3000	41,486	136	134,815.68
CB Central Cooperative Bank AD-Sofia	1.5400	1.7450	187,752	130	302,706.13
Bulgarian Real Estate Fund REIT-Sofia	1.9700	2.0400	394,885	119	789,102.81
Chimimport AD-Sofia	1.7000	1.7950	328,064	188	566,436.93
Hirmsnab Bulgaria AD-Sofia	38.4000	42.6000	647	4	27,424.20
Holding Varna AD-Varna	37.8000	40.0000	7,238	80	284,150.20
Holding Sveta Sofia AD-Sofia	3.2000	4.0000	5,417	34	20,440.86
CEZ Distribution Bulgaria AD-Sofia	212.0000	232.0000	1,816	34	416,184.00

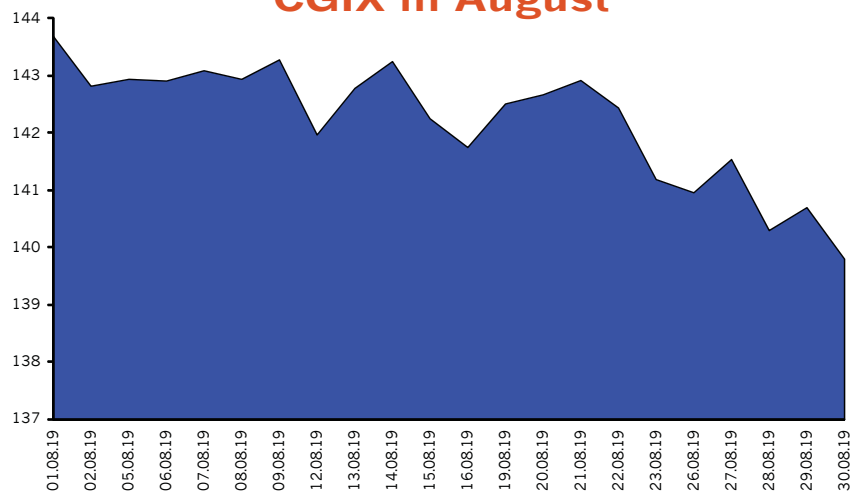


Corporate Governance Index CGIX

CGIX Components

Issuer	Min. price	Max. price	Volume (lots)	Trades	Turnover (BGN)
Albena AD-Albena	40.0000	43.0000	32,336	178	1,345,589.00
Bulgarian Stock Exchange-Sofia	4.9000	5.3500	6,206	21	31,876.25
Industrial Holding Bulgaria PLC-Sofia	0.9900	1.0200	596,276	52	596,286.74
Korado Bulgaria AD-Strazhitsa	6.5500	6.9000	7,071	58	47,484.10
Monbat AD-Sofia	6.5000	6.7000	11,044	90	72,469.40
Sopharma AD-Sofia	3.2500	3.3900	34,058	113	112,543.95
Chimimport AD-Sofia	1.7000	1.7950	328,064	188	566,436.93

CGIX in August



CGIX is the index of the companies enjoying good corporate governance as selected by the National Corporate Governance Commission.

The starting date of calculation of the CGIX is September 19, 2011.

CGIX is an index of the National Corporate Governance Commission but is currently computed and promoted by BSE.

The Rules on calculating the Corporate Governance Index (CGIX) are available in Bulgarian at http://download.bse-sofia.bg/others/CGIX_Index_Rules_BG.pdf

Premium Equities Segment* (based on non-consolidated reports**)

Issue	Issuer	P / E	P / S	P / B	P / EBIT	ROA	EBIT / Total Asts.	ROE	EBIT / Equity	Current Ratio	Debt / Equity	Assets Turnover
4CF	CB Central Cooperative Bank AD-Sofia			0.37							0.90	
5F4	CB First Investment Bank AD-Sofia	2.30	0.98	0.44		0.02		0.19			0.91	
6C4	Chimimport AD-Sofia	11.91	7.04	0.33	9.69	0.02	0.03	0.03	0.03	2.84	0.16	0.04
4KX	Korado Bulgaria AD-Strazhitsa	16.57	1.95	4.13	12.40	0.17	0.19	0.25	0.28	3.23	0.30	1.46
5MB	Monbat AD-Sofia	52.77	0.70	1.55	15.71	0.01	0.03	0.03	0.06	1.61	0.53	1.03
SKK	Sirma Group Holding JSC-Sofia	18.97	11.98	0.56	13.58	0.02	0.03	0.03	0.04	0.60	0.23	0.04
3JR	Sopharma AD-Sofia	12.33	1.86	0.80	7.37	0.05	0.06	0.07	0.08	1.38	0.25	0.34

Premium Equities Segment* (based on consolidated reports**)

Issue	Issuer	P / E	P / S	P / B	P / EBIT	ROA	EBIT / Total Asts.	ROE	EBIT / Equity	Current Ratio	Debt / Equity	Assets Turnover
4CF	CB Central Cooperative Bank AD-Sofia	3.47	1.00	0.34		0.01		0.11			0.91	
5F4	CB First Investment Bank AD-Sofia	2.09	0.92	0.42		0.02		0.20			0.91	
6C4	Chimimport AD-Sofia	5.30	0.03	0.27	2.48	0.05	0.08	0.06	0.10	1.15	0.82	10.22
4KX	Korado Bulgaria AD-Strazhitsa											
5MB	Monbat AD-Sofia	43.53	0.80	1.09	8.56	0.02	0.04	0.04	0.08	1.74	0.51	0.89
SKK	Sirma Group Holding JSC-Sofia	5.08	0.68	0.44	3.03	0.09	0.10	0.11	0.13	0.94	0.23	0.66
3JR	Sopharma AD-Sofia	13.60	0.33	0.82	4.85	0.05	0.07	0.06	0.09	1.04	0.54	1.92

Standard Equities Segment* (based on non-consolidated reports**)

Issue	Issuer	P / E	P / S	P / B	P / EBIT	ROA	EBIT / Total Asts.	ROE	EBIT / Equity	Current Ratio	Debt / Equity	Assets Turnover
94G	235 Holdings AD-Sofia			21.29						6.83		
A72	Agria Group Holding AD-Varna	33.41	11.77	1.06	16.05	0.01	0.03	0.03	0.06	0.67	0.55	0.04
6AB	Albena AD-Albena	14.60	1.75	0.38	5.38	0.02	0.02	0.03	0.03	0.35	0.25	0.17
6AM	Alcomet AD-Shumen	15.09	0.47	0.76	6.06	0.03	0.04	0.05	0.07	1.47	0.42	0.99
A4L	Allterco AD-Sofia	22.49	123.58	2.36	21.25	0.09	0.10	0.11	0.12	8.57	0.16	0.02
A00	BG Agro AD-Varna	840.22	71.28	1.01	602.98					1.46	0.03	0.01
5BP	Billboard AD-Sofia	30.26	0.41	0.18	2.32		0.01	0.01	0.02	1.74	0.38	0.28
5BR	Bulgarian River Shipping AD-Ruse		1.83	0.33						0.50	0.21	0.14
BSO	Bulgarian Stock Exchange-Sofia	21.72	7.36	2.74	21.36	0.12	0.12	0.14	0.13	5.47	0.10	0.36
5BN	CB Bulgarian American Credit Bank AD-Sofia	13.16	3.51	0.86		0.01		0.07			0.87	
5CP	CB Texim Bank AD-Sofia	75.87	5.57	2.12				0.03			0.88	
3CZ	CEZ Distribution Bulgaria AD-Sofia		1.15	0.68	5.49					0.68	0.34	0.40
1CZ	CEZ Electro Bulgaria AD-Sofia	6.95	0.22	0.82	6.10	0.06	0.07	0.12	0.14	2.20	0.48	1.87
5DOV	Doverie United Holding PLC-Sofia		42.04	1.88						6.53	0.52	0.02
0EA	Elana Agrocredit AD-Sofia	15.40	5.13	0.99	11.18	0.04	0.06	0.06	0.09	4.59	0.33	0.12
52E	Elhim Iskra AD-Pazardzhik	28.90	0.62	0.65	8.47	0.02	0.02	0.02	0.03	9.34	0.12	0.96
57E	EMKA AD-Sevlievo	18.61	0.57	1.41	9.38	0.07	0.08	0.08	0.09	5.22	0.13	2.22
5EO	Etropal AD-Etropole	848.48	3.54	5.49	34.15		0.02	0.01	0.05	0.89	0.64	0.60
4EH	Eurohold Bulgaria AD-Sofia	203.03	15.81	1.13	19.13		0.03	0.01	0.06	0.12	0.45	0.04
5AF	Far AD-Sofia											
4F6	Fazerles AD-Silistra	54.61	0.71	0.46	9.99	0.01	0.01	0.01	0.01	16.74	0.06	0.61
4F8	Formoplast AD-Kardzhali		14.67	9.01	186.65					1.84	0.23	0.48
GTH	Galata Investment Company AD-Varna		26.09	1.66						4.36	0.01	0.06
GR6	Gradus AD-Stara Zagora			1.30		0.04	0.04	0.04	0.04	3.01	0.07	0.05
GT2	Green Town Projects PLC-Sofia											
58E	Himsnab Bulgaria AD-Sofia	45.81	85.58	1.24	41.41	0.02	0.02	0.03	0.03	2.98	0.21	0.01
6N3	Holding Nov Vek AD-Sofia	53.32	12.40	1.70	18.84	0.01	0.03	0.04	0.10	1.95	0.55	0.05
4HS	Holding Sveta Sofia AD-Sofia	9.34	5.24	1.08	6.15	0.05	0.08	0.14	0.21	1.10	0.60	0.09
5V2	Holding Varna AD-Varna	43.41	22.77	1.30	26.26	0.02	0.03	0.03	0.05	3.58	0.21	0.04

* Ratios are calculated on the base of the last weighted-average price as of the end of the month

** Financial reports data (ttm)

Methodology for Calculation of Financial Ratios is available at http://download.bse-sofia.bg/pdf/methodology_en.pdf

Financial Ratios

August
2019

Issue	Issuer	P / E	P / S	P / B	P / EBIT	ROA	EBIT / Total Asts.	ROE	EBIT / Equity	Current Ratio	Debt / Equity	Assets Turnover
4HE	Hydraulic Elements and Systems AD-Yambol	16.07	1.34	2.43	9.23	0.12	0.13	0.15	0.17	2.06	0.24	1.38
4I8	Industrial Capital Holding AD-Sofia	19.14	11.19	1.43	19.10	0.07	0.07	0.08	0.08	6.65	0.07	0.13
4ID	Industrial Holding Bulgaria PLC-Sofia	8.79	7.88	0.42	8.48	0.05	0.05	0.05	0.05	2.36	0.06	0.05
6R1	Industry Development Holding JSC-Sofia	4.78	2.67	1.01	2.86	0.08	0.14	0.24	0.40	2.96	0.61	0.15
4IN	Investor.BG AD-Sofia	322.79	8.32	1.98	211.66	0.01				2.13	0.17	0.20
4L4	Lavena AD-Shumen	35.84	1.94	1.79	14.84	0.03	0.05	0.05	0.07	3.22	0.32	0.63
5MH	M+S Hydraulic AD-Kazanlak	23.34	2.35	3.74	13.29	0.12	0.14	0.16	0.17	2.25	0.28	1.24
178B	Neo London Capital PLC-Sofia	7.06		0.78	3.75	0.05	0.09	0.12	0.23	11.86	0.60	
3NB	Neochim AD-Dimitrovgrad		0.20	0.59						1.53	0.31	2.04
5ODE	Odessos Shiprepair Yard AD-Varna	25.26	1.09	0.63	9.93	0.02	0.02	0.02	0.03	1.91	0.09	0.52
4O1	Oil and Gas Exploration and Production AD-Sofia	27.59	3.28	0.83	9.34	0.02	0.03	0.03	0.04	2.14	0.22	0.20
5PET	Petrol AD-Sofia		0.03	1.57						1.33	0.91	4.36
P2B	Port Flot-Burgas AD-Burgas											
RGL	Regala Invest AD-Varna	4323.00	125.00	2.19	182.02		0.01		0.01	1.42	0.14	0.02
6R2	Rodna Zemya Holding AD-Dobrich	10.57	5.35	1.22	7.06	0.05	0.08	0.14	0.20	1.68	0.52	0.11
6S4	Severcoop Gamza Holding AD-Sofia	12.84	4.47	0.86	6.33	0.03	0.07	0.08	0.15	2.03	0.64	0.09
6S5	Sila Holding AD-Stara Zagora	15.76	12.11	1.51	13.77	0.08	0.09	0.10	0.11	82.08	0.16	0.10
6SOA	Sofia Commerce-Pawn Brokerage AD-Sofia	11.38	1.96	1.08	9.80	0.09	0.10	0.10	0.11	5.92	0.16	0.50
SO5	Sopharma Trading AD-Sofia	11.12	0.28	2.70	7.27	0.05	0.07	0.25	0.31	1.07	0.80	2.04
OSP	Speedy AD-Sofia	19.07	1.84	4.63	8.26	0.11	0.14	0.24	0.30	0.66	0.61	1.18
3NJ	SS Konstantine And Elena Holding AD-Varna		9.01	1.37						0.81	0.46	0.09
5SR	Stara Planina Hold AD-Sofia	16.87	14.31	2.67	16.87	0.14	0.14	0.16	0.16	1.43	0.20	0.16
6S7	Synergon Holding AD-Sofia		3.14	0.13						0.74	0.30	0.03
EHN	Synthetica AD-Sofia	82.61	41.51	7.34	54.31	0.04	0.06	0.09	0.14	1.09	0.71	0.07
7TH	Tchaikapharma High Quality Medicines AD-Sofia	65.04	19.14	8.22	45.79	0.10	0.11	0.12	0.13	5.99	0.13	0.35
3TV	Toplivo AD-Sofia		0.09	0.16						2.06	0.39	1.08
T57	Trace Group Hold AD-Sofia	6.70	0.37	0.56	5.22	0.06	0.06	0.09	0.09	2.19	0.29	1.03
1VX	Velgraf Asset Management AD-Sofia	94.53	17.42	2.33	37.00	0.02	0.03	0.02	0.04	1.78	0.25	0.09
4PX	Yuri Gagarin PLC-Plovdiv		0.09	0.10	1.10		0.01		0.01	2.09	0.40	0.77
T43	Zarneni Hrani Bulgaria AD-Sofia	11.77	35.63	0.16	9.33	0.01	0.01	0.01	0.02	0.86	0.17	
3ZL	Zlatni Pyasatsi AD-Varna		1.07	0.12	41.59					4.23	0.06	0.10

Standard Equities Segment* (based on consolidated reports**)

Issue	Issuer	P / E	P / S	P / B	P / EBIT	ROA	EBIT / Total Asts.	ROE	EBIT / Equity	Current Ratio	Debt / Equity	Assets Turnover
94G	235 Holdings AD-Sofia		3,065.33	21.67						7.46	0.11	
A72	Agria Group Holding AD-Varna	4.51	0.20	0.39	2.18	0.10	0.16	0.25	0.37	1.14	0.58	2.31
6AB	Albena AD-Albena	20.72	1.36	0.38	5.04	0.01	0.02	0.02	0.02	0.48	0.31	0.22
6AM	Alcomet AD-Shumen	15.09	0.47	0.77	6.06	0.03	0.04	0.05	0.07	1.47	0.42	0.99
A4L	Allterco AD-Sofia	11.98	0.89	1.55	8.03	0.17	0.20	0.21	0.25	1.96	0.29	2.29
A00	BG Agro AD-Varna	9.80	0.58	0.73	5.60	0.10	0.12	0.10	0.12	1.04	0.42	1.64
5BP	Billboard AD-Sofia	38.33	0.09	0.17	0.95		0.04		0.06	0.89	0.54	1.24
5BR	Bulgarian River Shipping AD-Ruse		1.26	0.30						0.98	0.16	0.20
BSO	Bulgarian Stock Exchange-Sofia	8.53	2.94	2.08	7.07	0.31	0.35	0.35	0.39	1.17	0.82	0.90
5BN	CB Bulgarian American Credit Bank AD-Sofia	12.57	3.45	0.85		0.01		0.07			0.87	
5CP	CB Texim Bank AD-Sofia	73.52	5.42	2.10				0.03			0.88	
3CZ	CEZ Distribution Bulgaria AD-Sofia		1.13	0.68	5.02					0.71	0.34	0.41
5DOV	Doverie United Holding PLC-Sofia	6.78	0.36	0.80	2.59	0.17	0.30	0.33	0.57	0.89	0.72	3.25
5EO	Etropal AD-Etropole	595.74	3.50	5.36	33.21		0.02	0.01	0.06	0.92	0.64	0.61

* Ratios are calculated on the base of the last weighted-average price as of the end of the month

** Financial reports data (ttm)

Methodology for Calculation of Financial Ratios is available at http://download.bse-sofia.bg/pdf/methodology_en.pdf

Financial Ratios

August
2019

Issue	Issuer	P / E	P / S	P / B	P / EBIT	ROA	EBIT / Total Asts.	ROE	EBIT / Equity	Current Ratio	Debt / Equity	Assets Turnover
4EH	Eurohold Bulgaria AD-Sofia	24.71	0.26	2.26	6.76	0.03	0.07	0.05	0.13	1.09	0.86	2.50
GR6	Gradus AD-Stara Zagora			1.30		0.06	0.07	0.07	0.08	2.54	0.17	0.63
58E	Himsnab Bulgaria AD-Sofia	19.65	3.84	0.96	10.57	0.05	0.09	0.06	0.11	2.16	0.37	0.25
6N3	Holding Nov Vek AD-Sofia	4.70	1.12	1.89	3.38	0.13	0.17	0.41	0.52	3.66	0.68	0.57
4HS	Holding Sveta Sofia AD-Sofia	6.70	1.12	1.08	3.63	0.07	0.13	0.19	0.35	1.04	0.76	0.42
5V2	Holding Varna AD-Varna	44.72	3.02	1.26	16.50	0.02	0.03	0.03	0.04	1.88	0.52	0.33
4I8	Industrial Capital Holding AD-Sofia	18.16	0.13	0.53	1.19	0.06	0.57	0.07	0.59	3.15	0.21	8.81
4ID	Industrial Holding Bulgaria PLC-Sofia	10.35	0.94	0.32	3.69	0.04	0.06	0.04	0.06	1.20	0.20	0.43
6R1	Industry Development Holding JSC-Sofia	6.04	2.02	0.75	2.71	0.07	0.14	0.19	0.41	3.09	0.66	0.19
4IN	Investor.BG AD-Sofia		4.43	2.64						1.83	0.48	0.38
4L4	Lavena AD-Shumen	30.94	1.94	1.76	12.98	0.04	0.05	0.06	0.08	3.19	0.32	0.63
5MH	M+S Hydraulic AD-Kazanlak	22.67	2.27	3.90	12.80	0.13	0.14	0.16	0.18	2.24	0.29	1.28
3NB	Neochim AD-Dimitrograd		0.20	0.59						1.54	0.31	2.05
4O1	Oil and Gas Exploration and Production AD-Sofia	22.70	1.92	0.95	7.36	0.02	0.03	0.03	0.04	2.66	0.22	0.27
5PET	Petrol AD-Sofia		0.03	1.43						1.24	0.91	4.45
6R2	Rodna Zemya Holding AD-Dobrich	3.25	0.55	1.06	2.30	0.18	0.23	0.44	0.56	1.76	0.66	1.04
6S4	Severcoop Gamza Holding AD-Sofia	14.41	2.76	0.87	4.26	0.03	0.09	0.07	0.21	2.15	0.78	0.15
6S5	Sila Holding AD-Stara Zagora			1.41	1.53					2.08	0.56	
6SOA	Sofia Commerce-Pawn Brokerage AD-Sofia	8.01	1.36	1.06	6.89	0.10	0.11	0.11	0.12	4.87	0.22	0.57
SO5	Sopharma Trading AD-Sofia	24.38	0.23	3.07	8.90	0.02	0.04	0.11	0.17	1.05	0.84	2.49
OSP	Speedy AD-Sofia	21.84	1.20	5.41	6.94	0.10	0.13	0.21	0.28	0.77	0.71	1.80
3NJ	SS Konstantine And Elena Holding AD-Varna		1.92	1.67						0.44	0.72	0.41
5SR	Stara Planina Hold AD-Sofia	15.71	0.44	1.09	3.12	0.15	0.44	0.17	0.51	2.61	0.23	5.28
6S7	Synergon Holding AD-Sofia		0.05	0.08	2.26					1.47	0.26	2.20
EHN	Synthetica AD-Sofia		3.15	7.71	40.62					0.77	0.74	0.98
3TV	Toplivo AD-Sofia		0.07	0.17						2.59	0.37	1.32
T57	Trace Group Hold AD-Sofia	6.09	0.19	0.61	3.51	0.06	0.08	0.10	0.12	1.37	0.49	1.96
1VX	Velgraf Asset Management AD-Sofia			2.33	34.27					1.78	0.26	
4PX	Yuri Gagarin PLC-Plovdiv		0.07	0.10	0.99		0.01		0.01	2.08	0.41	0.97
T43	Zarneni Hrani Bulgaria AD-Sofia	7.42	0.51	0.17	2.09	0.02	0.04	0.02	0.04	1.63	0.25	0.27
3ZL	Zlatni Pyasatsi AD-Varna		0.49	0.13	9.58					4.39	0.08	0.22

SPVs Segment* (based on non-consolidated reports**)

Issue	Issuer	P / E	P / S	P / B	P / EBIT	ROA	EBIT / Total Asts.	ROE	EBIT / Equity	Current Ratio	Debt / Equity	Assets Turnover
6A6	Advance Terrafund REIT-Sofia	14.48	8.92	0.66	14.48	0.04	0.04	0.05	0.05	3.45	0.03	0.07
5AX	Aktiv Properties REIT-Plovdiv	20.79	1.13	0.65	19.49	0.02	0.03	0.03	0.03	1.37	0.11	0.43
5H4	Balkan and Sea Properties REIT-Varna	16.15	11.17	2.00	12.89	0.08	0.10	0.14	0.17	14.90	0.41	0.11
BPY	Bravo Property Fund REIT-Sofia		36.75	1.04						4.63	0.47	0.02
5BU	Bulgarian Real Estate Fund REIT-Sofia	9.30	6.49	0.64	8.91	0.06	0.06	0.07	0.07	6.55	0.10	0.09
9BH	Bulgarian Receivables Fund SPE-Sofia			1.08						2.06	0.48	
5BD	Bulland Investments REIT-Sofia			0.98						0.17	0.11	
5EX	Exclusive Property REIT-Sofia	3.37	10.54	0.93	3.10	0.15	0.16	0.31	0.33	0.21	0.48	0.05
E7P	Expat Beta REIT-Sofia		28.42	0.89						0.10	0.21	0.02
6F3	FairPlay Properties REIT-Sofia	8.07	0.76	0.31	6.73	0.03	0.03	0.04	0.04	6.53	0.17	0.31
FAW	Finance Assistance Management SPV-Sofia											
RPR	Roi Property Fund REIT-Sofia	5.05	1.90	1.16	3.88	0.10	0.13	0.25	0.33	2.91	0.56	0.27
6S6	Sopharma Properties REIT-Sofia	123.03	11.96	2.20	19.03	0.01	0.08	0.02	0.12	0.20	0.29	0.13
6SB	Super Borovetz Property Fund REIT-Varna		30.61	1.41	22.18		0.02		0.06	0.41	0.66	0.02

* Ratios are calculated on the base of the last weighted-average price as of the end of the month

** Financial reports data (ttm)

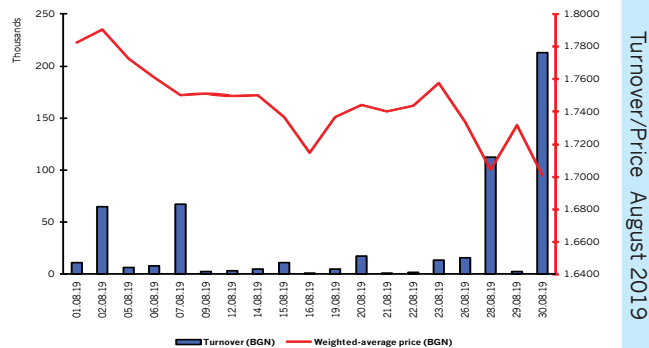
Methodology for Calculation of Financial Ratios is available at http://download.bse-sofia.bg/pdf/methodology_en.pdf

Top 5 Stocks by Trades

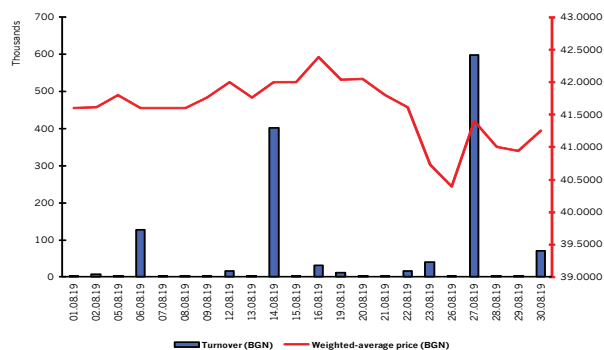
August 2019

Chimimport

BSE code of the issue	6C4
Volume of the issue (common shares)	239,646,267
Nominal value (BGN per share)	1.00
Last gross dividend 2018 (BGN per share)	0.0630
Trading on regulated market as from the beginning of the year	
Volume in lots	2,239,451
Value in BGN	4,105,598.01
Trades	1,632



Turnover/Price August 2019

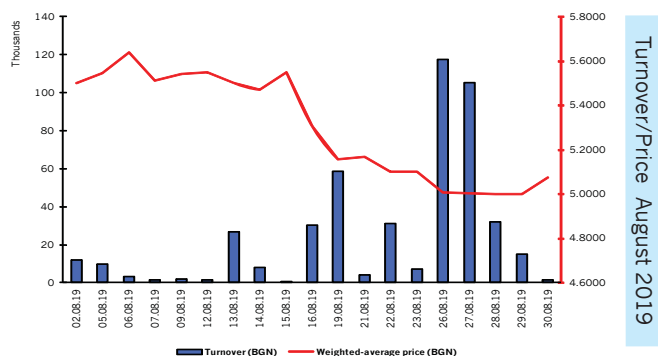


Albena

BSE code of the issue	6AB
Volume of the issue (common shares)	4,273,126
Nominal value (BGN per share)	1.00
Last gross dividend 2018 (BGN per share)	0.8000
Trading on regulated market as from the beginning of the year	
Volume in lots	110,626
Value in BGN	4,521,463.40
Trades	1,174

Stara Planina Hold

BSE code of the issue	5SR
Volume of the issue (common shares)	21,000,000
Nominal value (BGN per share)	1.00
Last gross dividend 2018 (BGN per share)	0.2421
Trading on regulated market as from the beginning of the year	
Volume in lots	199,991
Value in BGN	1,117,720.65
Trades	675

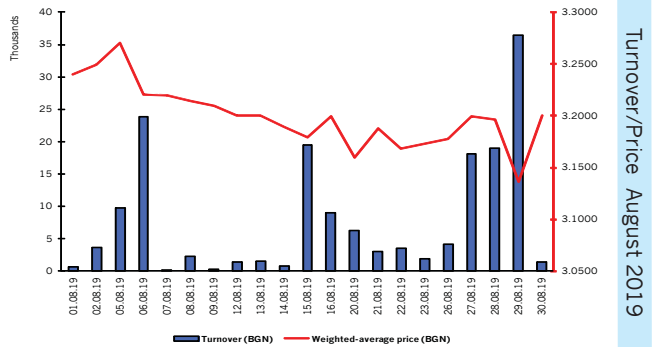


Top 5 Stocks by Trades

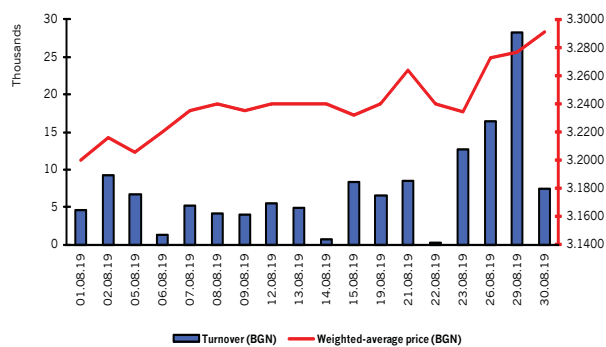
August 2019

Doverie United Holding

BSE code of the issue	5DOV
Volume of the issue (common shares)	18,736,099
Nominal value (BGN per share)	1.00
Last gross dividend 2018 (BGN per share)	0.00
Trading on regulated market as from the beginning of the year	
Volume in lots	1,522,142
Value in BGN	4,007,975.20
Trades	1,859



Turnover/Price August 2019



First Investment Bank

BSE code of the issue	5F4
Volume of the issue (common shares)	110,000,000
Nominal value (BGN per share)	1.00
Last gross dividend 2018 (BGN per share)	0.00
Trading on regulated market as from the beginning of the year	
Volume in lots	334,521
Value in BGN	1,108,381.65
Trades	892