

**August
2018**

MONTHLY BULLETIN



БФБ

BULGARIAN STOCK EXCHANGE

1000 Sofia, 6 Tri ushi St.

Tel: (+359 2) 937 09 45; Fax: (+359 2) 937 09 46

<http://www.bse-sofia.bg>; e-mail: bse@bse-sofia.bg

General Statistics

August
2018

Capitalization of BSE Main Market		Change	
As of 31 August 2018			
Market Segment	Capitalization	July * 2018	August * 2017
Premium Equities Segment	2,137,220,625.26	0.39%	-7.36%
Standard Equities Segment	5,348,068,350.59	-10.05%	-17.91%
Special Purpose Vehicles Segment	392,826,584.75	-40.79%	-39.31%
Total Capitalization of BSE Main Market	7,878,115,560.60	-9.84%	-16.80%

* as of the end of the period

Issues admitted to trading on BSE Main Market			
Market Segment	Number of new issues	Number of delisted issues	Number of listed issues as of the end of the month
Premium Equities Segment	0	0	7
Standard Equities Segment	1	0	50
Special Purpose Vehicles Segment	1	0	8
Bonds Segment	0	1	58
Compensatory Instruments Segment	0	0	3
Exchange Traded Products Segment	0	0	12
Subscription Rights Segment	1	1	1
Initial Public Offering Segment	0	0	0
Government Securities Segment	0	0	20
TOTAL :	3	2	159

* as of the end of the period

BSE Indices

SOFIX

Value *	631.83
Monthly change	-0.35%
Annual change	-10.43%
P/E **	10.41
P/B **	0.76

BGBX 40

Value *	122.28
Monthly change	-0.34%
Annual change	-9.32%
P/E **	12.89
P/B **	1.25

BG TR30

Value *	521.61
Monthly change	-0.74%
Annual change	-6.20%
P/E **	36.37
P/B **	1.41

BG REIT

Value *	117.08
Monthly change	1.05%
Annual change	1.52%
P/E **	12.72
P/B **	1.08

* Values as of 31 August 2018

** P (prices) are weighted-average

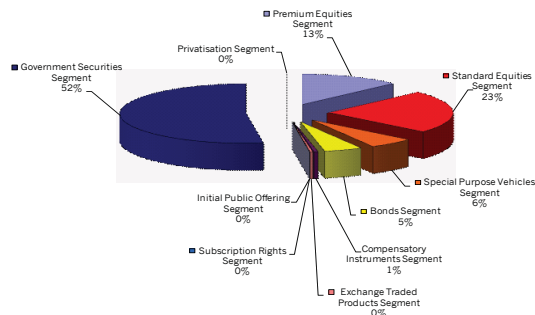
** Financial reports data (ttm)

Monthly Trading by BSE Main Market Segments

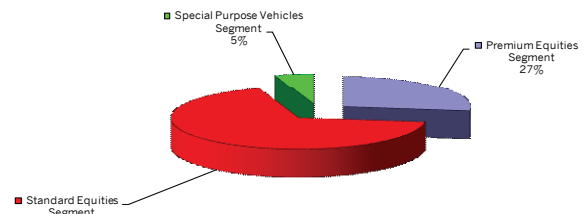
Market Segment	August 2018			Change in turnover (%)	
	Trades	Turnover (BGN)	Volume (lots)	July 2018	August 2017
Premium Equities Segment	782	5,679,423	2,651,679	127.68%	-21.82%
Standard Equities Segment	1,995	10,436,803	2,713,433	95.86%	-92.11%
Special Purpose Vehicles Segment	496	2,568,019	1,704,816	26.53%	-82.87%
Bonds Segment	14	2,160,535	2,058	187.92%	148.63%
Compensatory Instruments Segment	99	239,512	554,915	-72.26%	-72.20%
Exchange Traded Products Segment	73	145,043	1,542,638	208.53%	-47.63%
Subscription Rights Segment	13	6,015	6,015,223	-94.35%	464.20%
Initial Public Offering Segment	0	0	0	n/a	n/a
Government Securities Segment	3	23,200,947	9,000	97.86%	n/a
Privatisation Segment	0	0	0	n/a	n/a
TOTAL:	3,475	44,436,298	15,193,762	90.33%	-71.62%
OTC trades ***	0	0	0	n/a	-100.00%

*** Effective as from 03 January 2018, no OTC trades August be announced through the trading system of BSE

Turnover by Segments of BSE Main Market



Capitalization by Segments of BSE Main Market



New issues admitted to trading on the BSE Main Market in August

Issue	Issuer	First Trading Day	Trading Currency	Amount of the issue in the respective currency	Market Segment
GR6	Gradus AD-Stara Zagora	06.08.2018	BGN	243,608,710	Standard Equities Segment
BPY	Bravo Property Fund REIT-Sofia	10.08.2018	BGN	650,000	Special Purpose Vehicles Segment

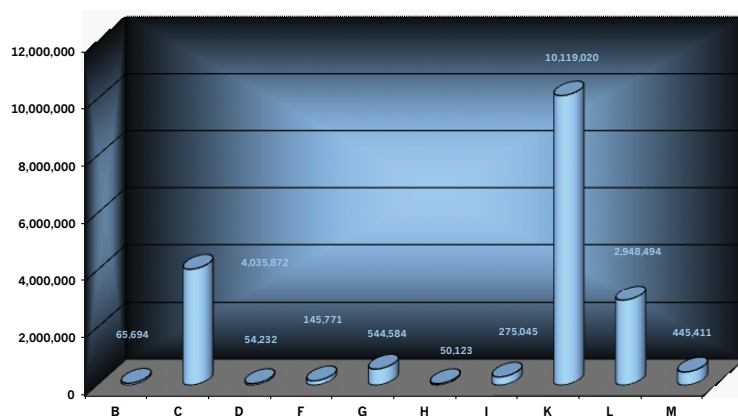
Daily-Average Trading by BSE Main Market Segments

Market Segment	August 2018			Change in turnover (%)	
	Trades	Turnover (BGN)	Volume (lots)	July 2018	August 2017
Premium Equities Segment	34	246,931	115,290	117.78%	-21.82%
Standard Equities Segment	87	453,774	117,975	87.34%	-92.11%
Special Purpose Vehicles Segment	22	111,653	74,122	21.03%	-82.87%
Bonds Segment	1	93,936	89	175.40%	148.63%
Compensatory Instruments Segment	4	10,414	24,127	-73.47%	-72.20%
Exchange Traded Products Segment	3	6,306	67,071	195.12%	-47.63%
Subscription Rights Segment	1	262	261,531	-94.60%	464.20%
Initial Public Offering Segment	0	0	0	n/a	n/a
Government Securities Segment	0	1,008,737	391	89.26%	n/a
Privatisation Segment	0	0	0	n/a	n/a
TOTAL:	151	1,932,013	660,598	82.06%	-71.62%
OTC trades ***	0	0	0	n/a	-100.00%

*** Effective as from 03 January 2018, no OTC trades August be announced through the trading system of BSE

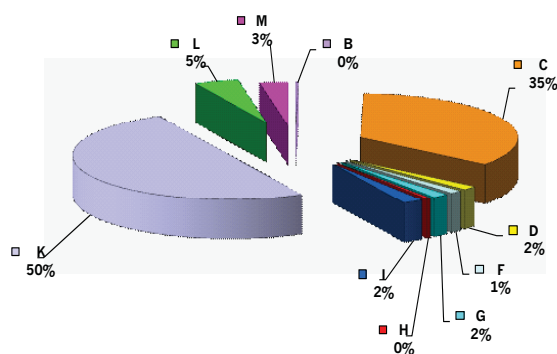
Trading by Industries (according to NACE.BG-2008)		Trades	Volume (lots)	Turnover (BGN)
B	Mining and quarrying	13	10,230	65,694.35
C	Manufacturing	648	822,930	4,035,872.04
D	Electricity,gas,steam and air conditioning supply	35	150	54,232.00
F	Construction	138	42,721	145,770.80
G	Wholesale and retail trade; repair of motor vehicles and motorcycles	177	150,012	544,584.05
H	Transportation and storage	29	7,102	50,122.99
I	Accommodation and food service activities	110	5,585	275,044.50
K	Financial and insurance activities	1,789	5,264,661	10,119,020.28
L	Real estate activities	178	333,864	2,948,493.52
M	Professional, scientific and technical activities	156	432,673	445,410.70

Share of industries in the total turnover (BGN) on the BSE Main Market in August



- B Mining and quarrying
- C Manufacturing
- D Electricity,gas,steam and air conditioning supply
- F Construction
- G Wholesale and retail trade; repair of motor vehicles and motorcycles
- H Transportation and storage
- I Accommodation and food service activities
- J Information and communication
- K Financial and insurance activities
- L Real estate activities
- M Professional, scientific and technical activities

Share of industries in the total turnover (BGN) on the BSE Main Market in the last 365 days



- B Mining and quarrying
- C Manufacturing
- D Electricity,gas,steam and air conditioning supply
- F Construction
- G Wholesale and retail trade; repair of motor vehicles and motorcycles
- H Transportation and storage
- I Accommodation and food service activities
- J Information and communication
- K Financial and insurance activities
- L Real estate activities
- M Professional, scientific and technical activities

TOP 5

Liquidity Ranking

Issuer	Trades	Volume (lots)	Turnover (BGN)
Gradus AD-Stara Zagora	294	521,539	945,785.98
Advance Terrafund REIT-Sofia	289	519,022	1,072,457.00
Sopharma AD-Sofia	208	118,888	478,018.47
Elana Agrocredit AD-Sofia	174	618,002	721,097.28
Svilosa AD-Svishtov	159	44,409	205,941.52

TOP 5

Members

Trades	Turnover (BGN)
Inv. Intermediary "Karoll" 2,416	CB "Allianz Bank Bulgaria" 22,695,141.72
Inv. Intermediary "Elana Trading" 1,215	CB "Bulgarian Development Bank" AD-Sofia 22,692,770.47
Inv. Intermediary "BenchMark Finance" 513	Inv. Intermediary "Capman" 6,681,884.72
Inv. Intermediary "Capman" 487	Inv. Intermediary "Euro - Finance" 5,183,555.17
Inv. Intermediary "UG Market" 399	Inv. Intermediary "Elana Trading" 4,385,796.89

TOP 30

Capitalization as of 31 August 2018

Issues of shares on the BSE Main Market

Issue	Issuer	Nominal (BGN)	Amount (Shares)	Closing price (BGN)	Capitalization (BGN)
7TH	Tchaikapharma High Quality Medicines AD-Sofia	1.00	72,200,000	8.2000	592,040,000.00
3JR	Sopharma AD-Sofia	1.00	134,797,899	4.0400	544,583,511.96
6C4	Chimimport AD-Sofia	1.00	239,646,267	2.1400	512,843,011.38
3CZ	CEZ Distribution Bulgaria AD-Sofia	1.00	1,928,000	230.0000	443,440,000.00
GR6	Gradus AD-Stara Zagora	1.00	243,608,710	1.7500	426,315,242.50
5F4	CB First Investment Bank AD-Sofia	1.00	110,000,000	3.8700	425,700,000.00
4EH	Eurohold Bulgaria AD-Sofia	1.00	197,525,600	1.6500	325,917,240.00
5MB	Monbat AD-Sofia	1.00	39,000,000	8.0000	312,000,000.00
5MH	M+S Hydraulic AD-Kazanlak	1.00	39,445,200	7.4000	291,894,480.00
0SP	Speedy AD-Sofia	1.00	5,377,619	44.0000	236,615,236.00
SO5	Sopharma Trading AD-Sofia	1.00	32,905,009	7.1500	235,270,814.35
6AM	Alcomet AD-Shumen	1.00	17,952,959	13.0000	233,388,467.00
6AB	Albena AD-Albena	1.00	4,273,126	52.0000	222,202,552.00
5V2	Holding Varna AD-Varna	1.00	5,235,900	38.0000	198,964,200.00
4CF	CB Central Cooperative Bank AD-Sofia	1.00	113,154,291	1.7400	196,888,466.34
6A6	Advance Terrafund REIT-Sofia	1.00	85,110,091	2.0500	174,475,686.55
5BN	CB Bulgarian American Credit Bank AD-Sofia	1.00	24,691,313	6.0000	148,147,878.00
3MZ	Svilosa AD-Svishtov	1.00	31,754,944	4.6200	146,707,841.28
5SR	Stara Planina Hold AD-Sofia	1.00	21,000,000	6.7500	141,750,000.00
6S6	Sopharma Properties REIT-Sofia	1.00	20,103,965	6.4500	129,670,574.25
EHN	Synthetica AD-Sofia	1.00	3,000,000	42.0000	126,000,000.00
3NB	Neochim AD-Dimitrovgrad	1.00	2,654,358	42.4000	112,544,779.20
4ID	Industrial Holding Bulgaria PLC-Sofia	1.00	107,400,643	0.9900	106,326,636.57
1CZ	CEZ Electro Bulgaria AD-Sofia	10.00	5,000	20,400.0000	102,000,000.00
4KX	Korado Bulgaria AD-Strazhitsa	1.00	13,168,614	7.1500	94,155,590.10
A00	BG Agro AD-Varna	1.00	40,357,440	2.2600	91,207,814.40
4HE	Hydraulic Elements and Systems AD-Yambol	1.00	18,193,752	4.9800	90,604,884.96
401	Oil and Gas Exploration and Production AD-Sofia	1.00	12,228,062	7.2000	88,042,046.40
T57	Trace Group Hold AD-Sofia	1.00	24,200,000	3.2200	77,924,000.00
5CP	CB Texim Bank AD-Sofia	1.00	27,995,036	2.7000	75,586,597.20

Premium Equities Segment

Issue	Issuer	Nominal (BGN)	Amount (Shares)	Closing price (BGN)	Capitalisation (BGN)
3JR	Sopharma AD-Sofia	1.00	134,797,899	4.0400	544,583,511.96
4CF	CB Central Cooperative Bank AD-Sofia	1.00	113,154,291	1.7400	196,888,466.34
4KX	Korado Bulgaria AD-Strazhitsa	1.00	13,168,614	7.1500	94,155,590.10
5F4	CB First Investment Bank AD-Sofia	1.00	110,000,000	3.8700	425,700,000.00
5MB	Monbat AD-Sofia	1.00	39,000,000	8.0000	312,000,000.00
6C4	Chimimport AD-Sofia	1.00	239,646,267	2.1400	512,843,011.38
SKK	Sirma Group Holding JSC-Sofia	1.00	59,360,518	0.8600	51,050,045.48

Standard Equities Segment

Issue	Issuer	Nominal (BGN)	Amount (Shares)	Closing price (BGN)	Capitalisation (BGN)
94G	235 Holdings AD-Sofia	1.00	5,109,000	8.8000	44,959,200.00
A72	Agria Group Holding AD-Varna	1.00	6,800,000	11.0000	74,800,000.00
6AB	Albena AD-Albena	1.00	4,273,126	52.0000	222,202,552.00
6AM	Alcomet AD-Shumen	1.00	17,952,959	13.0000	233,388,467.00
A4L	Allterco AD-Sofia	1.00	15,000,000	1.8700	28,050,000.00
A00	BG Agro AD-Varna	1.00	40,357,440	2.2600	91,207,814.40
5BP	Billboard AD-Sofia	1.00	15,000,000	0.3260	4,890,000.00
5BR	Bulgarian River Shipping AD-Ruse	1.00	35,708,674	0.6200	22,139,377.88
BSO	Bulgarian Stock Exchange-Sofia	1.00	6,582,860	6.1500	40,484,589.00
5BN	CB Bulgarian American Credit Bank AD-Sofia	1.00	24,691,313	6.0000	148,147,878.00
5CP	CB Texim Bank AD-Sofia	1.00	27,995,036	2.7000	75,586,597.20
3CZ	CEZ Distribution Bulgaria AD-Sofia	1.00	1,928,000	230.0000	443,440,000.00
1CZ	CEZ Electro Bulgaria AD-Sofia	10.00	5,000	20,400.0000	102,000,000.00
5DOV	Doverie United Holding PLC-Sofia	1.00	18,736,099	1.7200	32,226,090.28
0EA	Elana Agrocredit AD-Sofia	1.00	36,629,925	1.1700	42,857,012.25
52E	Elhim Iskra AD-Pazardzhik	1.00	25,108,410	1.1500	28,874,671.50
57E	EMKA AD-Sevlievo	1.00	21,505,776	2.5600	55,054,786.56
5EO	Etropal AD-Etropole	1.00	5,000,000	5.5000	27,500,000.00
4EH	Eurohold Bulgaria AD-Sofia	1.00	197,525,600	1.6500	325,917,240.00
4F6	Fazerles AD-Silistra	1.00	515,000	25.0000	12,875,000.00
4F8	Formoplast AD-Kardzhali	1.00	3,798,905	5.5000	20,893,977.50
GR6	Gradus AD-Stara Zagora	1.00	243,608,710	1.7500	426,315,242.50
5V2	Holding Varna AD-Varna	1.00	5,235,900	38.0000	198,964,200.00
4HE	Hydraulic Elements and Systems AD-Yambol	1.00	18,193,752	4.9800	90,604,884.96
4HI	Hydroizomat AD-Sofia	1.00	2,989,440	1.2100	3,617,222.40
4I8	Industrial Capital Holding AD-Sofia	1.00	15,551,960	2.7600	42,923,409.60
4ID	Industrial Holding Bulgaria PLC-Sofia	1.00	107,400,643	0.9900	106,326,636.57
4L4	Lavena AD-Shumen	1.00	8,319,506	4.0000	33,278,024.00
5MH	M+S Hydraulic AD-Kazanlak	1.00	39,445,200	7.4000	291,894,480.00
3NB	Neochim AD-Dimitrovgrad	1.00	2,654,358	42.4000	112,544,779.20
5ODE	Odessos Shiprepair Yard AD-Varna	1.00	586,642	83.0000	48,691,286.00
4O1	Oil and Gas Exploration and Production AD-Sofia	1.00	12,228,062	7.2000	88,042,046.40
5PET	Petrol AD-Sofia	4.00	27,312,403	1.2000	32,774,883.60
6S4	Severcoop Gamza Holding AD-Sofia	2.00	2,673,899	3.4000	9,091,256.60
6SOA	Sofia Commerce-Pawn Brokerage AD-Sofia	1.00	2,400,000	3.4000	8,160,000.00
6SOP	Sofia Commerce-Pawn Brokerage AD-Sofia	1.00	201,154	4.7200	949,446.88
S05	Sopharma Trading AD-Sofia	1.00	32,905,009	7.1500	235,270,814.35
OSP	Speedy AD-Sofia	1.00	5,377,619	44.0000	236,615,236.00
3NJ	SS Konstantine And Elena Holding AD-Varna	1.00	2,309,561	24.4000	56,353,288.40
5SR	Stara Planina Hold AD-Sofia	1.00	21,000,000	6.7500	141,750,000.00
3MZ	Svilosa AD-Svishtov	1.00	31,754,944	4.6200	146,707,841.28

Issue	Issuer	Nominal (BGN)	Amount (Shares)	Closing price (BGN)	Capitalisation (BGN)
6S7	Synergon Holding AD-Sofia	1.00	18,358,849	1.0600	19,460,379.94
EHN	Synthetica AD-Sofia	1.00	3,000,000	42.0000	126,000,000.00
7TH	Tchaikapharma High Quality Medicines AD-Sofia	1.00	72,200,000	8.2000	592,040,000.00
3TV	Toplivo AD-Sofia	1.00	5,416,829	3.7800	20,475,613.62
T57	Trace Group Hold AD-Sofia	1.00	24,200,000	3.2200	77,924,000.00
59X	Unipharm AD-Sofia	1.00	6,000,000	4.0000	24,000,000.00
4PX	Yuri Gagarin PLC-Plovdiv	1.00	1,003,904	23.6000	23,692,134.40
T43	Zarneni Hrani Bulgaria AD-Sofia	1.00	195,660,287	0.3060	59,872,047.82
3ZL	Zlatni Pyasatsi AD-Varna	1.00	6,493,577	2.5000	16,233,942.50

Special Purpose Vehicles Segment

Issue	Issuer	Nominal (BGN)	Amount (Shares)	Closing price (BGN)	Capitalisation (BGN)
5AX	Aktiv Properties REIT-Plovdiv	9.00	2,192,011	4.7000	10,302,451.70
5BD	Bulland Investments REIT-Sofia	1.00	15,008,125	1.0500	15,758,531.25
5BU	Bulgarian Real Estate Fund REIT-Sofia	1.00	20,150,000	1.9400	39,091,000.00
6A6	Advance Terrafund REIT-Sofia	1.00	85,110,091	2.0500	174,475,686.55
6F3	FairPlay Properties REIT-Sofia	1.00	33,145,400	0.5500	18,229,970.00
6S6	Sopharma Properties REIT-Sofia	1.00	20,103,965	6.4500	129,670,574.25
BPY	Bravo Property Fund REIT-Sofia	1.00	650,000	1.0300	669,500.00
E7P	Expat Beta REIT-Sofia	1.00	5,143,190	0.9000	4,628,871.00



Trade by Issues

August
2018

Premium Equities Segment

Issue	Issuer	Trades	Volume (lots)	Turnover (BGN)	Trading currency	Weighted & Corrected Values			Closing price	As from
						Average price	Min. price	Max. price		
3JR	Sopharma AD-Sofia	208	118,888	478,018.47	BGN	4.0210	3.9583	4.0748	4.0400	31.08.2018
4CF	CB Central Cooperative Bank AD-Sofia	61	1,485,807	2,600,020.60	BGN	1.7500	1.7184	1.7992	1.7400	31.08.2018
4KX	Korado Bulgaria AD-Strazhitsa	66	155,039	1,093,753.80	BGN	7.0550	7.0518	7.3000	7.1500	31.08.2018
5F4	CB First Investment Bank AD-Sofia	115	35,852	144,158.25	BGN	4.0210	3.7015	4.2036	3.8700	31.08.2018
5MB	Monbat AD-Sofia	60	10,300	82,140.90	BGN	7.9750	7.8000	8.1672	8.0000	31.08.2018
6C4	Chimimport AD-Sofia	158	420,123	912,681.34	BGN	2.1720	2.1341	2.2000	2.1400	31.08.2018
SKK	Sirma Group Holding JSC-Sofia	114	425,670	368,649.70	BGN	0.8660	0.8437	0.8900	0.8600	31.08.2018

Standard Equities Segment

Issue	Issuer	Trades	Volume (lots)	Turnover (BGN)	Trading currency	Weighted & Corrected Values			Closing price	As from
						Average price	Min. price	Max. price		
0EA	Elana Agrocredit AD-Sofia	174	618,002	721,097.28	BGN	1.1670	1.1300	1.1928	1.1700	31.08.2018
0SP	Speedy AD-Sofia	18	1,090	46,370.00	BGN	42.5410	42.0330	47.8000	44.0000	30.08.2018
1CZ	CEZ Electro Bulgaria AD-Sofia	1	1	20,400.00	BGN	20,400.0000	20,400.0000	20,400.0000	20,400.0000	07.08.2018
3CZ	CEZ Distribution Bulgaria AD-Sofia	34	149	33,832.00	BGN	227.0600	224.0000	238.0000	230.0000	31.08.2018
3MZ	Svilosa AD-Svishtov	159	44,409	205,941.52	BGN	4.6370	4.5949	4.7400	4.6200	31.08.2018
3NB	Neochim AD-Dimitrovgrad	28	35,624	1,553,596.40	BGN	43.6110	42.7871	45.8000	42.4000	29.08.2018
3NJ	SS Konstantine And Elena Holding AD-Varna	16	32,155	724,712.00	BGN	22.5380	22.5251	24.4000	24.4000	29.08.2018
3TV	Toplivo AD-Sofia	14	69,085	246,183.42	BGN	3.5640	3.5000	3.7000	3.7800	30.08.2018
3ZL	Zlatni Pyasatsi AD-Varna	4	310	773.00	BGN	2.4940	2.4800	2.5000	2.5000	29.08.2018
4EH	Eurohold Bulgaria AD-Sofia	60	22,687	36,934.87	BGN	1.6280	1.6053	1.6600	1.6500	31.08.2018
4F6	Fazerles AD-Silistra	12	271	6,385.40	BGN	23.5620	22.7684	25.6000	25.0000	31.08.2018
4F8	Formoplast AD-Kardzhali	5	250	1,375.00	BGN	5.5000	5.5000	5.5000	5.5000	31.08.2018
4HE	Hydraulic Elements and Systems AD-Yambol	39	4,860	24,139.66	BGN	4.9670	4.8671	5.0384	4.9800	31.08.2018
4I8	Industrial Capital Holding AD-Sofia	20	3,847	10,723.74	BGN	2.7880	2.7359	2.8400	2.7600	31.08.2018
4ID	Industrial Holding Bulgaria PLC-Sofia	34	35,962	34,803.01	BGN	0.9680	0.9536	0.9976	0.9900	30.08.2018
4L4	Lavena AD-Shumen	2	122	492.40	BGN	4.0360	4.0000	4.2000	4.0000	20.08.2018
4O1	Oil and Gas Exploration and Production AD-Sofia	13	10,230	65,694.35	BGN	6.4220	6.3500	7.3000	7.2000	23.08.2018
4PX	Yuri Gagarin PLC-Plovdiv	5	69	1,498.40	BGN	21.7160	21.4000	22.3368	23.6000	24.08.2018
52E	Elhim Iskra AD-Pazardzhik	41	436,423	455,431.65	BGN	1.0440	1.0303	1.2000	1.1500	31.08.2018
57E	EMKA AD-Sevlievo	24	8,613	22,705.02	BGN	2.6360	2.5308	2.8000	2.5600	29.08.2018
5BN	CB Bulgarian American Credit Bank AD-Sofia	6	103	648.20	BGN	6.2930	6.0000	7.1500	6.0000	29.08.2018
5BP	Billboard AD-Sofia	21	20,150	7,591.44	BGN	0.3770	0.3260	0.3980	0.3260	28.08.2018
5BR	Bulgarian River Shipping AD-Ruse	11	6,012	3,752.99	BGN	0.6240	0.6143	0.6450	0.6200	31.08.2018
5CP	CB Texim Bank AD-Sofia	6	82,848	229,705.60	BGN	2.7730	2.7000	2.8000	2.7000	30.08.2018
5DOV	Doverie United Holding PLC-Sofia	60	59,565	103,717.38	BGN	1.7410	1.6850	1.8000	1.7200	31.08.2018
5EO	Etropal AD-Etropole	6	750	4,125.00	BGN	5.5000	5.5000	5.5000	5.5000	31.08.2018
5MH	M+S Hydraulic AD-Kazanlak	84	23,041	168,742.80	BGN	7.3240	7.2118	7.6000	7.4000	31.08.2018
5ODE	Odessos Shiprepair Yard AD-Varna	17	816	67,627.50	BGN	82.8770	80.0000	83.5000	83.0000	31.08.2018
5PET	Petrol AD-Sofia	10	1,711	1,685.36	BGN	0.9850	0.9000	1.1269	1.2000	29.08.2018
5SR	Stara Planina Hold AD-Sofia	70	8,007	54,460.50	BGN	6.8020	6.7398	7.0500	6.7500	31.08.2018
5V2	Holding Varna AD-Varna	64	11,245	422,018.60	BGN	37.5290	35.4000	38.0000	38.0000	31.08.2018
6AB	Albena AD-Albena	106	5,275	274,271.50	BGN	51.9950	50.4214	58.9145	52.0000	30.08.2018
6AM	Alcomet AD-Shumen	15	1,249	15,945.20	BGN	12.7660	12.6000	13.1000	13.0000	30.08.2018
6S4	Severcoop Gamza Holding AD-Sofia	14	6,312	23,497.40	BGN	3.7230	3.0000	3.7600	3.4000	30.08.2018
6S7	Synergion Holding AD-Sofia	27	22,431	24,821.46	BGN	1.1070	1.0600	1.1800	1.0600	31.08.2018
6SOA	Sofia Commerce-Pawn Brokerage AD-Sofia	35	13,002	44,277.96	BGN	3.4050	3.3600	3.5000	3.4000	31.08.2018
6SOP	Sofia Commerce-Pawn Brokerage AD-Sofia	8	951	4,476.80	BGN	4.7070	4.6400	4.8920	4.7200	22.08.2018
7TH	Tchaikapharma High Quality Medicines AD-Sofia	15	6,465	52,303.00	BGN	8.0900	8.0496	8.2000	8.2000	31.08.2018
94G	235 Holdings AD-Sofia	3	257,300	2,017,840.00	BGN	7.8420	7.0829	8.8000	8.8000	29.08.2018

Issue	Issuer	Trades	Volume (lots)	Turnover (BGN)	Trading currency	Weighted & Corrected Values			Closing price	As from
						Average price	Min. price	Max. price		
A4L	Allterco AD-Sofia	11	7,999	15,517.23	BGN	1.9400	1.8700	1.9842	1.8700	29.08.2018
A72	Agria Group Holding AD-Varna	42	7,003	76,761.00	BGN	10.9610	10.5528	11.1092	11.0000	30.08.2018
A00	BG Agro AD-Varna	1	200	452.00	BGN	2.2600	2.2600	2.2600	2.2600	08.08.2018
BSO	Bulgarian Stock Exchange-Sofia	72	203,283	1,217,843.40	BGN	5.9910	5.5963	6.2000	6.1500	31.08.2018
EHN	Synthetica AD-Sofia	3	80	3,360.00	BGN	42.0000	42.0000	42.0000	42.0000	31.08.2018
GR6	Gradus AD-Stara Zagora	294	521,539	945,785.98	BGN	1.8130	1.7403	1.8280	1.7500	31.08.2018
S05	Sopharma Trading AD-Sofia	127	39,924	284,355.25	BGN	7.1220	7.0192	7.3459	7.1500	31.08.2018
T43	Zarneni Hrani Bulgaria AD-Sofia	26	39,292	12,360.02	BGN	0.3150	0.3060	0.3200	0.3060	29.08.2018
T57	Trace Group Hold AD-Sofia	138	42,721	145,770.80	BGN	3.4120	3.2223	4.0000	3.2200	31.08.2018

Special Purpose Vehicles Segment

Issue	Issuer	Trades	Volume (lots)	Turnover (BGN)	Trading currency	Weighted & Corrected Values			Closing price	As from
						Average price	Min. price	Max. price		
5AX	Aktiv Properties REIT-Plovdiv	12	1,612	6,928.12	BGN	4.2980	4.1400	4.7200	4.7000	31.08.2018
5BD	Bulland Investments REIT-Sofia	3	850	876.75	BGN	1.0310	0.9600	1.0500	1.0500	31.08.2018
5BU	Bulgarian Real Estate Fund REIT-Sofia	113	375,418	714,819.60	BGN	1.9040	1.8988	1.9700	1.9400	30.08.2018
6A6	Advance Terrafund REIT-Sofia	289	519,022	1,072,457.00	BGN	2.0660	2.0404	2.0886	2.0500	31.08.2018
6F3	FairPlay Properties REIT-Sofia	30	69,340	36,019.72	BGN	0.5190	0.5077	0.5800	0.5500	31.08.2018
6S6	Sopharma Properties REIT-Sofia	37	14,568	93,882.05	BGN	6.4440	6.4000	6.4505	6.4500	29.08.2018
BPY	Bravo Property Fund REIT-Sofia	1	30,000	30,900.00	BGN	1.0300	1.0300	1.0300	1.0300	10.08.2018
E7P	Expat Beta REIT-Sofia	11	694,006	612,135.46	BGN	0.8820	0.8797	0.8950	0.9000	15.08.2018

Bonds Segment

Issue	Issuer	Trades	Volume (lots)	Turnover (BGN)	Trading currency	Clean Prices (% of nominal)			Closing price	As from
						Average price	Min. price	Max. price		
0EA2	Elana Agrocredit AD-Sofia	1	50	98,915.79	EUR	100.0100	100.0100	100.0100	100.0100	21.08.2018
1BKA	IT Soft EAD-Sofia	3	1,250	1,265,822.50	BGN	100.0000	100.0000	100.0000	100.0000	20.08.2018
4CFB	CB Central Cooperative Bank AD-Sofia	1	5	10,313.66	EUR	103.0000	103.0000	103.0000	103.0000	15.08.2018
5MBA	Monbat AD-Sofia	1	16	31,383.87	EUR	100.0100	100.0100	100.0100	100.0100	21.08.2018
8AVA	Asterion Bulgaria AD-Sofia	1	1	1,346.02	EUR	100.0000	100.0000	100.0000	100.0000	17.08.2018
9RTE	HypoCredit AD-Sofia	4	260	165,320.93	EUR	51.0900	50.0000	51.6000	50.0000	23.08.2018
GCON	GPS Control EAD-Sofia	1	141	249,656.64	EUR	100.0000	100.0000	100.0000	100.0000	20.08.2018
POW1	Power Logistics EAD-Etropole	1	330	332,705.67	BGN	100.0000	100.0000	100.0000	100.0000	20.08.2018
S28H	Starcom Holding AD-Etropole	1	5	5,070.30	BGN	100.0000	100.0000	100.0000	100.0000	15.08.2018



Trade by Issues

August
2018

Compensatory Instruments Segment

Issue	Issuer	Trades	Volume (lots)	Turnover (BGN)	Trading currency	Weighted Values			Closing price	As from
						Average price	Min. price	Max. price		
BLKB	Housing compensation notes under the CONP Act	3	60,025	17,527.48	BGN	0.2920	0.2920	0.2990	0.2990	30.08.2018
BLKC	Registered compensation vouchers under the OUFLL Act and RLFLFF Act	63	152,715	121,148.35	BGN	0.7930	0.7726	0.8197	0.7930	27.08.2018
BLKD	Compensation notes under the CONP Act	33	342,175	100,836.26	BGN	0.2950	0.2659	0.2999	0.2850	30.08.2018

Exchange Traded Products Segment

Issue	Issuer	Trades	Volume (lots)	Turnover (BGN)	Trading currency	Weighted Values			Closing price	As from
						Average price	Min. price	Max. price		
6F3N	FairPlay Properties REIT-Sofia	2	1,455,836	1,455.84	BGN	0.0010	0.0010	0.0010	0.0010	30.08.2018
BGX	Expat Bulgaria SOFIX UCITS ETF	26	21,350	24,407.27	BGN	1.1430	1.1150	1.1512	1.1590	31.08.2018
CZX	Expat Czech PX UCITS ETF	5	5,500	10,567.35	EUR	0.9820	0.9500	0.9895	1.0300	31.08.2018
ECDC	Expat Croatia CROBEX UCITS ETF	3	4,910	8,816.10	EUR	0.9180	0.9090	0.9201	0.9500	31.08.2018
ESNB	Expat Serbia BELEX15 UCITS ETF	3	6,080	10,832.95	EUR	0.9110	0.9060	0.9158	0.9600	31.08.2018
GRX	Expat Greece ASE UCITS ETF	7	6,562	11,550.85	EUR	0.9000	0.8873	0.9502	0.9500	31.08.2018
HUBE	Expat Hungary BUX UCITS ETF	5	12,000	19,730.41	EUR	0.8410	0.8170	0.8550	0.9000	31.08.2018
MKK1	Expat Macedonia MBI10 UCITS ETF	4	4,000	8,507.43	EUR	1.0870	1.0800	1.1100	1.1100	31.08.2018
PLX	Expat Poland WIG20 UCITS ETF	4	7,000	11,914.91	EUR	0.8700	0.8584	0.9090	0.9090	31.08.2018
ROX	Expat Romania BET UCITS ETF	7	7,400	14,589.51	EUR	1.0080	0.9400	1.0192	1.0490	31.08.2018
SK9A	Expat Slovakia SAX UCITS ETF	3	3,500	6,185.70	EUR	0.9040	0.9020	0.9290	0.9290	31.08.2018
SLQX	Expat Slovenia SBI TOP UCITS ETF	4	8,500	16,484.71	EUR	0.9920	0.9870	1.0000	1.0000	24.08.2018

Government Securities Segment

Issue	Issuer	Trades	Volume (lots)	Turnover (BGN)	Trading currency	Clean Prices (% of nominal)			Closing price	As from
						Average price	Min. price	Max. price		
BLKW	Ministry of Finance	2	8,500	22,692,770.47	EUR	134.3200	134.3200	134.3300	134.3300	23.08.2018
BLKZ	Ministry of Finance	1	500	508,176.50	BGN	101.3000	101.3000	101.3000	101.3000	23.08.2018

Subscription Rights Segment

Issue	Issuer	Trades	Volume (lots)	Turnover (BGN)	Trading currency	Weighted Values			Closing price	As from
						Average price	Min. price	Max. price		
3Z9M	Zaharni Zavodi AD-Gorna Oryahovitsa	1	7,224	7.22	BGN	0.0010	0.0010	0.0010	0.0010	06.08.2018
6S4M	Severcoop Gamza Holding AD-Sofia	4	2,281,265	2,281.27	BGN	0.0010	0.0010	0.0010	0.0010	07.08.2018
6S64	Sopharma Properties REIT-Sofia	8	3,726,734	3,726.78	BGN	0.0010	0.0010	0.0020	0.0010	22.08.2018

IPO Segment (No trades in the reported period)

Privatisation Segment (No trades in the reported period)

Total trading statistics on a regulated market with indices components

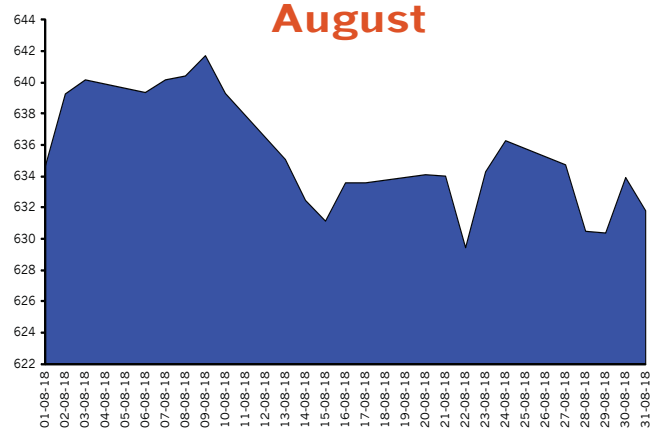
Index	Volume Traded		Value Traded		Trades	
	Total volume (lots)	% of total volume	Total turnover (BGN)	% of total turnover	All trades #	% of all trades
SOFIX	3,576,542	50.59%	7,444,922.50	39.85%	1,650	50.41%
BGBX 40	4,984,237	70.50%	13,460,920.08	72.04%	2,777	84.85%
BG REIT	1,728,450	24.45%	4,517,319.35	24.18%	435	13.29%
BG TR30	5,548,271	78.48%	15,204,710.28	81.38%	2,357	72.01%
CGIX *	2,287,917	32.36%	4,835,936.57	25.88%	619	18.91%

Market capitalisation of indices components

Index	Total (BGN)	% of total capitalization
SOFIX	3,361,942,440.56	42.67%
BGBX 40	5,993,909,779.19	76.08%
BG REIT	441,425,042.68	5.60%
BG TR30	5,471,793,746.69	69.46%
CGIX *	1,393,083,249.35	17.68%

* CGIX is an index of the National Corporate Governance Commission, which is just computed and promoted by BSE as from September 19, 2011.

SOFIX in August

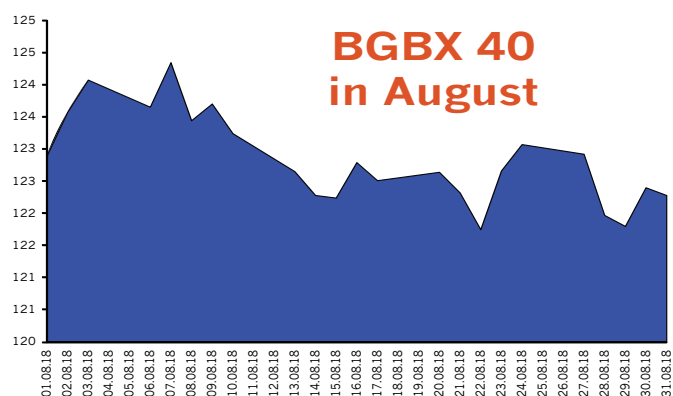


SOFIX Components

Issuer	Min. price	Max. price	Volume (lots)	Trades	Turnover (BGN)
Advance Terrafund REIT-Sofia	2.0200	2.0900	519,022	289	1,072,457.00
Albena AD-Albena	50.0000	60.0000	5,275	106	274,271.50
Doverie United Holding PLC-Sofia	1.6850	1.8000	59,565	60	103,717.38
Eurohold Bulgaria AD-Sofia	1.5100	1.6600	22,687	60	36,934.87
Industrial Holding Bulgaria PLC-Sofia	0.9500	1.0000	35,962	34	34,803.01
Monbat AD-Sofia	7.8000	8.2000	10,300	60	82,140.90
Sirma Group Holding JSC-Sofia	0.8400	0.8920	425,670	114	368,649.70
Sopharma AD-Sofia	3.9500	4.1300	118,888	208	478,018.47
Stara Planina Hold AD-Sofia	6.6500	7.3000	8,007	70	54,460.50
CB First Investment Bank AD-Sofia	3.6900	4.3000	35,852	115	144,158.25
CB Central Cooperative Bank AD-Sofia	1.7150	1.8200	1,485,807	61	2,600,020.60
Trace Group Hold AD-Sofia	3.1200	4.0000	42,721	138	145,770.80
Bulgarian Real Estate Fund REIT-Sofia	1.8900	1.9800	375,418	113	714,819.60
Chimimport AD-Sofia	2.1200	2.2000	420,123	158	912,681.34
Holding Varna AD-Varna	35.4000	38.0000	11,245	64	422,018.60

BGBX 40 Components

Issuer	Min. price	Max. price	Volume (lots)	Trades	Turnover (BGN)
Agria Group Holding AD-Varna	10.5000	11.2000	7,003	42	76,761.00
Advance Terrafund REIT-Sofia	2.0200	2.0900	519,022	289	1,072,457.00
Aktiv Properties REIT-Plovdiv	4.1400	4.7400	1,612	12	6,928.12
Albena AD-Albena	50.0000	60.0000	5,275	106	274,271.50
Alcomet AD-Shumen	12.6000	13.1000	1,249	15	15,945.20
Allterco AD-Sofia	1.8700	2.0000	7,999	11	15,517.23
Billboard AD-Sofia	0.3260	0.3980	20,150	21	7,591.44
Bulgartabac Holding AD-Sofia	12.9000	14.7000	543	20	7,695.30
Bulgarian Stock Exchange-Sofia	5.3500	6.2000	203,283	72	1,217,843.40
Doverie United Holding PLC-Sofia	1.6850	1.8000	59,565	60	103,717.38
Eurohold Bulgaria AD-Sofia	1.5100	1.6600	22,687	60	36,934.87
Elana Agrocredit AD-Sofia	1.1300	1.2000	618,002	174	721,097.28
EMKA AD-Sevlievo	2.4800	2.8000	8,613	24	22,705.02
Zarneni Hrani Bulgaria AD-Sofia	0.3060	0.3300	39,292	26	12,360.02
Industrial Capital Holding AD-Sofia	2.7200	2.8400	3,847	20	10,723.74
Industrial Holding Bulgaria PLC-Sofia	0.9500	1.0000	35,962	34	34,803.01
Korado Bulgaria AD-Strazhitsa	7.0500	7.3000	155,039	66	1,093,753.80
Monbat AD-Sofia	7.8000	8.2000	10,300	60	82,140.90
M+S Hydraulic AD-Kazanlak	7.2000	7.6000	23,041	84	168,742.80
Neochim AD-Dimitrograd	42.4000	45.8000	35,624	28	1,553,596.40
Oil and Gas Exploration and Production AD-Sofia	6.3500	7.5000	10,230	13	65,694.35
Svilosa AD-Svishtov	4.4600	4.7600	44,409	159	205,941.52
Severcoop Gamza Holding AD-Sofia	3.0000	3.7600	6,312	14	23,497.40
Synergon Holding AD-Sofia	1.0600	1.1800	22,431	27	24,821.46
Sirma Group Holding JSC-Sofia	0.8400	0.8920	425,670	114	368,649.70
Sopharma AD-Sofia	3.9500	4.1300	118,888	208	478,018.47
Sopharma Properties REIT-Sofia	6.4000	6.5000	14,568	37	93,882.05
Sopharma Trading AD-Sofia	7.0000	7.4000	39,924	127	284,355.25
Speedy AD-Sofia	42.0000	48.6000	1,090	18	46,370.00
Stara Planina Hold AD-Sofia	6.6500	7.3000	8,007	70	54,460.50
CB First Investment Bank AD-Sofia	3.6900	4.3000	35,852	115	144,158.25
CB Central Cooperative Bank AD-Sofia	1.7150	1.8200	1,485,807	61	2,600,020.60
Toplivo AD-Sofia	3.5000	3.7800	69,085	14	246,183.42
Trace Group Hold AD-Sofia	3.1200	4.0000	42,721	138	145,770.80
FairPlay Properties REIT-Sofia	0.5000	0.5800	69,340	30	36,019.72
Bulgarian Real Estate Fund REIT-Sofia	1.8900	1.9800	375,418	113	714,819.60
Hydraulic Elements and Systems AD-Yambol	4.8000	5.0500	4,860	39	24,139.66
Chimimport AD-Sofia	2.1200	2.2000	420,123	158	912,681.34
Holding Varna AD-Varna	35.4000	38.0000	11,245	64	422,018.60
CEZ Distribution Bulgaria AD-Sofia	224.0000	238.0000	149	34	33,832.00

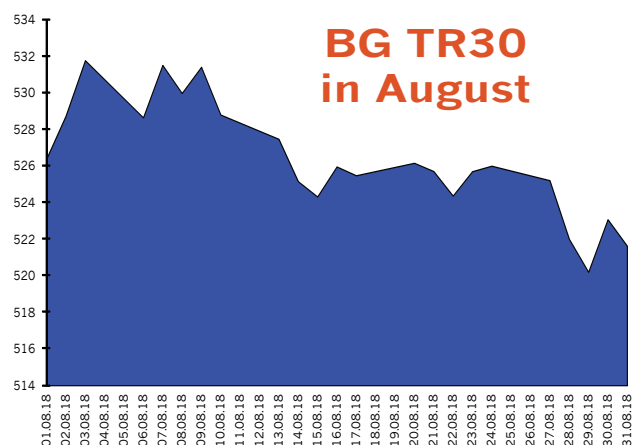
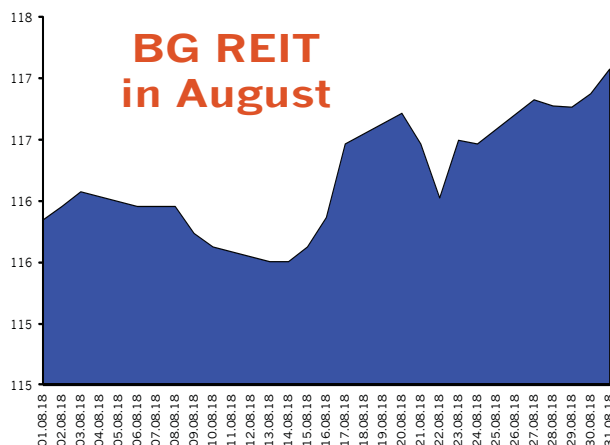


BG REIT Components

Issuer	Min. price	Max. price	Volume (lots)	Trades	Turnover (BGN)
Advance Terrafund REIT-Sofia	2.0200	2.0900	519,022	289	1,072,457.00
Balkan and Sea Properties REIT-Varna	14.6000	15.0000	17,035	3	250,725.00
Bulland Investments REIT-Sofia	0.9600	1.0500	850	3	876.75
Roi Property Fund REIT-Sofia	4.2000	4.2000	315,625	23	1,325,625.00
Super Borovets Property Fund REIT-Varna	1.9200	1.9200	496,300	3	952,896.00
Bulgarian Real Estate Fund REIT-Sofia	1.8900	1.9800	375,418	113	714,819.60
CCB Real Estate Fund REIT-Sofia	47.6000	47.6000	4,200	1	199,920.00

BG TR30 Components

Issuer	Min. price	Max. price	Volume (lots)	Trades	Turnover (BGN)
Advance Terrafund REIT-Sofia	2.0200	2.0900	519,022	289	1,072,457.00
Albena AD-Albena	50.0000	60.0000	5,275	106	274,271.50
Balkan and Sea Properties REIT-Varna	14.6000	15.0000	17,035	3	250,725.00
Bulgarian Stock Exchange-Sofia	5.3500	6.2000	203,283	72	1,217,843.40
Velgraf Asset Management AD-Sofia	3.6600	3.6800	285,000	22	1,047,400.00
Doverie United Holding PLC-Sofia	1.6850	1.8000	59,565	60	103,717.38
Eurohold Bulgaria AD-Sofia	1.5100	1.6600	22,687	60	36,934.87
Elana Agrocredit AD-Sofia	1.1300	1.2000	618,002	174	721,097.28
Galata Investment Company AD-Varna	1.6500	1.7000	465,400	5	791,175.00
Industrial Capital Holding AD-Sofia	2.7200	2.8400	3,847	20	10,723.74
Industrial Holding Bulgaria PLC-Sofia	0.9500	1.0000	35,962	34	34,803.01
Korado Bulgaria AD-Strazhitsa	7.0500	7.3000	155,039	66	1,093,753.80
M+S Hydraulic AD-Kazanlak	7.2000	7.6000	23,041	84	168,742.80
Monbat AD-Sofia	7.8000	8.2000	10,300	60	82,140.90
Neochim AD-Dimitrovgrad	42.4000	45.8000	35,624	28	1,553,596.40
Synergon Holding AD-Sofia	1.0600	1.1800	22,431	27	24,821.46
Sirma Group Holding JSC-Sofia	0.8400	0.8920	425,670	114	368,649.70
Sopharma AD-Sofia	3.9500	4.1300	118,888	208	478,018.47
Sopharma Properties REIT-Sofia	6.4000	6.5000	14,568	37	93,882.05
Sopharma Trading AD-Sofia	7.0000	7.4000	39,924	127	284,355.25
Stara Planina Hold AD-Sofia	6.6500	7.3000	8,007	70	54,460.50
CB First Investment Bank AD-Sofia	3.6900	4.3000	35,852	115	144,158.25
CB Texim Bank AD-Sofia	2.7000	2.8000	82,848	6	229,705.60
CB Central Cooperative Bank AD-Sofia	1.7150	1.8200	1,485,807	61	2,600,020.60
Trace Group Hold AD-Sofia	3.1200	4.0000	42,721	138	145,770.80
Bulgarian Real Estate Fund REIT-Sofia	1.8900	1.9800	375,418	113	714,819.60
Chimimport AD-Sofia	2.1200	2.2000	420,123	158	912,681.34
Himsnab Bulgaria AD-Sofia	43.0000	43.0000	5,538	2	238,134.00
Holding Varna AD-Varna	35.4000	38.0000	11,245	64	422,018.60
CEZ Distribution Bulgaria AD-Sofia	224.0000	238.0000	149	34	33,832.00

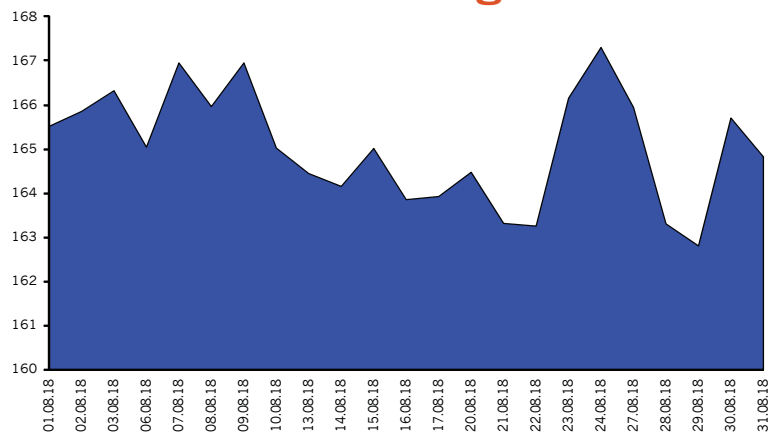


Corporate Governance Index CGIX

CGIX Components

Issuer	Min. price	Max. price	Volume (lots)	Trades	Turnover (BGN)
Bulgarian Stock Exchange-Sofia	5.3500	6.2000	203,283	72	1,217,843.40
Industrial Holding Bulgaria PLC-Sofia	0.9500	1.0000	35,962	34	34,803.01
Monbat AD-Sofia	7.8000	8.2000	10,300	60	82,140.90
Sirma Group Holding JSC-Sofia	0.8400	0.8920	425,670	114	368,649.70
Sopharma AD-Sofia	3.9500	4.1300	118,888	208	478,018.47
Stara Planina Hold AD-Sofia	6.6500	7.3000	8,007	70	54,460.50
CB Central Cooperative Bank AD-Sofia	1.7150	1.8200	1,485,807	61	2,600,020.60

CGIX in August



CGIX is the index of the companies enjoying good corporate governance as selected by the National Corporate Governance Commission.

The starting date of calculation of the CGIX is September 19, 2011.

CGIX is an index of the National Corporate Governance Commission but is currently computed and promoted by BSE.

The Rules on calculating the Corporate Governance Index (CGIX) are available in Bulgarian at http://download.bse-sofia.bg/others/CGIX_Index_Rules_BG.pdf

Premium Equities Segment* (based on non-consolidated reports**)

Issue	Issuer	P / E	P / S	P / B	P / EBIT	ROA	EBIT / Total Asts.	ROE	EBIT / Equity	Current Ratio	Debt / Equity	Assets Turnover
4CF	CB Central Cooperative Bank AD-Sofia	6.75	1.09	0.42		0.01		0.06				0.03
5F4	CB First Investment Bank AD-Sofia	4.82	1.12	0.49		0.01		0.10				0.04
6C4	Chimimport AD-Sofia	11.69	213.71	0.41		0.03				4.07	0.11	0.04
4KX	Korado Bulgaria AD-Strazhitsa	16.97	2.25	4.75		0.19	0.25	0.28	0.36	3.25	0.22	1.45
5MB	Monbat AD-Sofia	27.65	0.87	1.92	26.29	0.04	0.04	0.07	0.07	1.85	0.85	1.19
SKK	Sirma Group Holding JSC-Sofia	26.16	7.61	0.75	19.68	0.03	0.03	0.03	0.04	3.00	0.16	0.09
3JR	Sopharma AD-Sofia	14.35	2.36	1.04	10.87	0.06	0.08	0.07	0.10	1.98	0.17	0.36

Premium Equities Segment* (based on consolidated reports**)

Issue	Issuer	P / E	P / S	P / B	P / EBIT	ROA	EBIT / Total Asts.	ROE	EBIT / Equity	Current Ratio	Debt / Equity	Assets Turnover
4CF	CB Central Cooperative Bank AD-Sofia	5.28	0.95	0.45		0.01		0.09				0.04
5F4	CB First Investment Bank AD-Sofia	4.63	1.05	0.45		0.01		0.10				0.05
6C4	Chimimport AD-Sofia	6.92	1.18	0.37		0.01				1.24	1.98	1.19
4KX	Korado Bulgaria AD-Strazhitsa											
5MB	Monbat AD-Sofia	16.66	1.02	1.30	8.23	0.05	0.09	0.09	0.17	1.86	0.73	0.75
SKK	Sirma Group Holding JSC-Sofia	9.52	0.89	0.61	3.75	0.04	0.11	0.07	0.17	1.32	0.17	0.45
3JR	Sopharma AD-Sofia	15.77	0.45	1.07	6.49	0.03	0.08	0.07	0.17	1.29	0.58	1.17

Standard Equities Segment* (based on non-consolidated reports**)

Issue	Issuer	P / E	P / S	P / B	P / EBIT	ROA	EBIT / Total Asts.	ROE	EBIT / Equity	Current Ratio	Debt / Equity	Assets Turnover
94G	235 Holdings AD-Sofia									13.00		
A72	Agria Group Holding AD-Varna	15.39	114.55	1.53		0.04		0.10		0.75	1.15	0.07
6AB	Albena AD-Albena	48.24	2.34	0.49	10.64	0.01	0.04	0.01	0.05	0.29	0.15	0.16
6AM	Alcomet AD-Shumen	15.63	0.61	1.33	7.40	0.05	0.11	0.09	0.18	1.48	0.60	1.34
A4L	Allterco AD-Sofia	46.91	48.53	1.63		0.03		0.04		0.60	0.23	0.03
A00	BG Agro AD-Varna		238.14	1.66						101.11		0.01
5BP	Billboard AD-Sofia	12.80	0.60	0.23	3.00	0.01	0.05	0.02	0.08	3.01	0.29	0.27
5BR	Bulgarian River Shipping AD-Ruse	18.33	1.91	0.30		0.01		0.02		0.85	0.03	0.13
BSO	Bulgarian Stock Exchange-Sofia	61.53	17.99	3.84	1,226.81	0.06		0.06		4.00	0.01	0.20
5BN	CB Bulgarian American Credit Bank AD-Sofia	15.91	3.86	0.88		0.01		0.06				0.03
5CP	CB Texim Bank AD-Sofia	152.09	5.38	2.11				0.01				0.06
3CZ	CEZ Distribution Bulgaria AD-Sofia	23.05	1.13	0.73	4.87	0.02	0.10			0.97	0.20	0.45
1CZ	CEZ Electro Bulgaria AD-Sofia	17.11	0.12	0.79		0.02	0.02	0.05	0.05	2.19	0.07	2.96
5DOV	Doverie United Holding PLC-Sofia		194.30	0.95						48.82	0.83	0.02
0EA	Elana Agrocredit AD-Sofia	15.81	45.15	1.07		0.04		0.08		7.60	0.76	0.01
52E	Elhim Iskra AD-Pazardzhik	188.72	0.78	0.90			0.06		0.06	10.82	0.02	1.06
57E	EMKA AD-Sevlievo	16.22	0.53	1.46	8.26	0.08	0.15	0.09	0.18	4.58	0.02	2.39
5EO	Etropal AD-Etropole	723.68	3.38	5.12	32.93		0.07	0.01	0.16	1.12	0.66	0.67
4EH	Eurohold Bulgaria AD-Sofia		1,136.06	0.99						0.23	0.74	0.01
4F6	Fazerles AD-Silistra		1.04	0.59			0.04		0.04	20.94	0.02	0.53
4F8	Formoplast AD-Kardzhali		15.85	8.16						1.82		0.23
GR6	Gradus AD-Stara Zagora											
5V2	Holding Varna AD-Varna	81.17	151.91	1.26	313.91	0.01		0.02		2.11	0.45	0.03
4HE	Hydraulic Elements and Systems AD-Yambol	20.89	1.58	2.58		0.10	0.19	0.13	0.24	2.44		1.35
4HI	Hydroizomat AD-Sofia		3.49	0.73						2.85	0.02	0.16
4I8	Industrial Capital Holding AD-Sofia	18.89	8,584.68	1.68		0.09		0.09		7.46		0.13
4ID	Industrial Holding Bulgaria PLC-Sofia	6.68	16,658.96	0.44		0.05		0.06		0.84	0.08	0.06

* Ratios are calculated on the base of the last weighted-average price as of the end of the month

** Financial reports data (ttm)

Methodology for Calculation of Financial Ratios is available at http://download.bse-sofia.bg/pdf/methodology_en.pdf

Financial Ratios

August
2018

Issue	Issuer	P / E	P / S	P / B	P / EBIT	ROA	EBIT / Total Asts.	ROE	EBIT / Equity	Current Ratio	Debt / Equity	Assets Turnover
4L4	Lavena AD-Shumen	1.00	0.07	0.09	0.46	0.05	0.11	0.10	0.22	4.11	0.48	0.68
5MH	M+S Hydraulic AD-Kazanlak	18.34	2.45	3.87	11.42	0.18	0.29	0.22	0.35	3.28		1.34
3NB	Neochim AD-Dimitrovgrad		0.50	1.02	16.80		0.04		0.06	2.35	0.10	1.50
5ODE	Odessos Shiprepair Yard AD-Varna	28.97	1.56	0.76	11.48	0.02	0.06	0.03	0.07	2.20		0.44
401	Oil and Gas Exploration and Production AD-Sofia	25.31	3.77	0.90	11.50	0.03	0.06	0.04	0.08	2.61	0.04	0.19
5PET	Petrol AD-Sofia	12.02	0.11	1.40	11.39	0.04	0.04	0.21	0.22	1.52	1.82	4.66
6S4	Severcoop Gamza Holding AD-Sofia	14.43	293.27	0.85		0.05		0.06		1.26		0.08
6SOA	Sofia Commerce-Pawn Brokerage AD-Sofia	8.54	1.36	0.74	7.40	0.08	0.09	0.08	0.10	7.75	0.02	0.51
SO5	Sopharma Trading AD-Sofia	17.24	0.33	3.27	12.42	0.04	0.06	0.19	0.26	1.10	2.11	2.10
OSP	Speedy AD-Sofia	21.53	2.08	4.83	11.56	0.13	0.24	0.23	0.42	1.06	0.37	1.32
3NJ	SS Konstantine And Elena Holding AD-Varna	10.25	5.14	1.26	8.75	0.08	0.10	0.13	0.16	0.78	0.12	0.17
5SR	Stara Planina Hold AD-Sofia	24.51	1,817.31	3.62		0.13		0.15		2.15		0.16
3MZ	Svilosa AD-Svishtov		99.14	3.16						0.97		0.03
6S7	Synergion Holding AD-Sofia		42.49	0.14						11.03	0.15	0.01
EHN	Synthetica AD-Sofia	51.22	3,937.50	7.54		0.11		0.16		3.81	0.42	
7TH	Tchaikapharma High Quality Medicines AD-Sofia	52.61	15.37	6.79		0.11	0.15	0.13	0.18	5.21	0.12	0.36
3TV	Toplivo AD-Sofia		0.12	0.18						1.81	0.45	0.91
T57	Trace Group Hold AD-Sofia	6.68	0.39	0.72	9.63	0.06	0.04	0.12	0.08	1.60	0.20	1.09
59X	Unipharm AD-Sofia	28.10	1.32	1.29		0.04	0.12	0.05	0.14	6.33	0.03	0.86
4PX	Yuri Gagarin PLC-Plovdiv	4.44	0.19	0.27	1.70	0.04	0.11	0.06	0.16	2.15	0.17	1.02
T43	Zarneni Hrani Bulgaria AD-Sofia	13.70	50.40	0.22		0.01		0.02		1.88	0.02	
3ZL	Zlatni Pyasatsi AD-Varna		1.38	0.16	74.47					6.05	0.01	0.11

Standard Equities Segment* (based on consolidated reports**)

Issue	Issuer	P / E	P / S	P / B	P / EBIT	ROA	EBIT / Total Asts.	ROE	EBIT / Equity	Current Ratio	Debt / Equity	Assets Turnover
A72	Agria Group Holding AD-Varna	5.42	0.35	0.69	2.93	0.05	0.09	0.13	0.25	1.15	1.54	0.76
6AB	Albena AD-Albena	145.00	1.77	0.49	8.25		0.04		0.06	0.39	0.22	0.20
6AM	Alcomet AD-Shumen	16.21	0.62	1.34	7.53	0.05	0.11	0.08	0.18	1.48	0.60	1.33
A4L	Allterco AD-Sofia	12.25	0.69	1.09	8.24	0.06	0.09	0.09	0.14	1.46	0.23	1.07
A00	BG Agro AD-Varna	19.92	0.97	1.32	11.69	0.04	0.07	0.07	0.12	1.31	0.44	0.89
5BP	Billboard AD-Sofia	13.66	0.13	0.23	1.13	0.01	0.08	0.02	0.20	0.91	0.83	0.70
5BR	Bulgarian River Shipping AD-Ruse		1.21	0.27						1.24	0.02	0.19
BSO	Bulgarian Stock Exchange-Sofia	18.57	8.35	3.36	22.92	0.05	0.04	0.20	0.16	1.09	0.01	0.11
5BN	CB Bulgarian American Credit Bank AD-Sofia	15.50	3.82	1.09		0.01		0.06				0.03
5CP	CB Texim Bank AD-Sofia	76.58	6.17	2.08				0.03				0.06
3CZ	CEZ Distribution Bulgaria AD-Sofia	21.35	1.11	0.73	4.56	0.02	0.11	0.03	0.16	0.99	0.21	0.45
5DOV	Doverie United Holding PLC-Sofia		0.24	0.50	11.49		0.01		0.04	1.44	0.93	0.68
57E	EMKA AD-Sevlievo	3.81	0.18	0.78	2.94					4.34	0.53	
5EO	Etropal AD-Etropole	416.67	3.33	5.00	30.76	0.01	0.07	0.01	0.16	1.15	0.65	0.67
4EH	Eurohold Bulgaria AD-Sofia	16.32	0.26	1.87	7.94	0.01	0.03	0.12	0.25	1.15	2.11	0.91
5V2	Holding Varna AD-Varna	69.94	2.79	1.19	15.56	0.01	0.03	0.02	0.08	1.94	1.22	0.17
4HI	Hydroizomat AD-Sofia		3.43	0.76						2.79	0.02	0.16
4I8	Industrial Capital Holding AD-Sofia	10.40	0.18	0.91	1.28	0.03	0.21	0.09	0.73	3.67	0.05	1.50
4ID	Industrial Holding Bulgaria PLC-Sofia	9.00	0.81	0.33	2.74	0.02	0.07	0.03	0.11	1.17	0.22	0.25
4L4	Lavena AD-Shumen	0.94	0.07	0.09	0.42	0.05	0.11	0.10	0.23	3.94	0.48	0.67
5MH	M+S Hydraulic AD-Kazanlak			3.87						3.28		
3NB	Neochim AD-Dimitrovgrad		0.50	1.02	15.32		0.05		0.07	2.36	0.10	1.51

* Ratios are calculated on the base of the last weighted-average price as of the end of the month

** Financial reports data (ttm)

Methodology for Calculation of Financial Ratios is available at http://download.bse-sofia.bg/pdf/methodology_en.pdf

Financial Ratios

August
2018

Issue	Issuer	P / E	P / S	P / B	P / EBIT	ROA	EBIT / Total Asts.	ROE	EBIT / Equity	Current Ratio	Debt / Equity	Assets Turnover
5ODE	Odessos Shiprepair Yard AD-Varna	16.49	1.66	0.77	12.66	0.04	0.05	0.05	0.06	3.53	0.14	0.38
401	Oil and Gas Exploration and Production AD-Sofia	20.78	2.77	0.86	11.22	0.03	0.06	0.04	0.08	3.50	0.03	0.24
5PET	Petrol AD-Sofia	0.84	0.11	1.46	165.30	0.58				1.25	1.93	4.51
6S4	Severcoop Gamza Holding AD-Sofia			1.01						2.18	0.82	0.08
6SOA	Sofia Commerce-Pawn Brokerage AD-Sofia			0.80						8.64	0.02	
SO5	Sopharma Trading AD-Sofia	27.64	0.28	3.96	13.51	0.02	0.05	0.13	0.28	1.09	2.96	2.24
OSP	Speedy AD-Sofia	23.58	1.46	5.27	10.30	0.11	0.25	0.22	0.51	1.10	0.41	1.77
3NJ	SS Konstantine And Elena Holding AD-Varna	12.78	2.18	1.49	6.08	0.04	0.08	0.12	0.26	0.42	1.73	0.22
5SR	Stara Planina Hold AD-Sofia	18.15	0.60	1.52	3.76	0.04	0.18	0.08	0.41	2.99	0.02	1.13
3MZ	Svilosa AD-Svishtov	7.37	1.12	1.13	5.17	0.14	0.19	0.17	0.24	4.67	0.09	0.90
6S7	Synergon Holding AD-Sofia		0.06	0.09	3.17		0.02		0.03	1.20	0.26	0.82
EHN	Synthetica AD-Sofia		2.54	6.70	18.57		0.09		0.35	1.02	2.10	0.67
4PX	Yuri Gagarin PLC-Plovdiv	3.22	0.16	0.26	1.40	0.06	0.13	0.09	0.20	2.16	0.22	1.12
T43	Zarneni Hrani Bulgaria AD-Sofia	75.60	0.61	0.23	4.86		0.02		0.05	1.79	0.22	0.20
3ZL	Zlatni Pyasatsi AD-Varna		0.68	0.17	12.70		0.01		0.01	5.87	0.01	0.23

SPVs Segment* (based on non-consolidated reports**)

Issue	Issuer	P / E	P / S	P / B	P / EBIT	ROA	EBIT / Total Asts.	ROE	EBIT / Equity	Current Ratio	Debt / Equity	Assets Turnover
6A6	Advance Terrafund REIT-Sofia	6.17	3.83	0.72		0.12	0.11	0.12	0.12	3.11		0.19
5AX	Aktiv Properties REIT-Plovdiv		24.89	0.47						0.10	0.18	0.01
BPY	Bravo Property Fund REIT-Sofia									114.50		
5BU	Bulgarian Real Estate Fund REIT-Sofia	7.09	2.57	0.51		0.06	0.07	0.07	0.08	1.87	0.13	0.17
5BD	Bulland Investments REIT-Sofia	25.79		0.90		0.03		0.04		0.23	0.16	
E7P	Expat Beta REIT-Sofia	30.28		0.83	30.09	0.02	0.02	0.03	0.03	0.16	0.18	
6F3	FairPlay Properties REIT-Sofia		1.24	0.36			0.03		0.05	2.51	0.12	0.19
6S6	Sopharma Properties REIT-Sofia	162.60	11.95	2.38		0.01	0.08	0.02	0.13	0.05	0.36	0.13

* Ratios are calculated on the base of the last weighted-average price as of the end of the month

** Financial reports data (ttm)

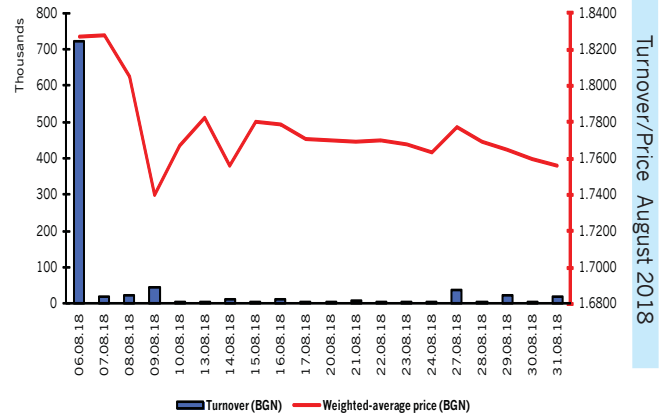
Methodology for Calculation of Financial Ratios is available at http://download.bse-sofia.bg/pdf/methodology_en.pdf

Top 5 Stocks by Trades

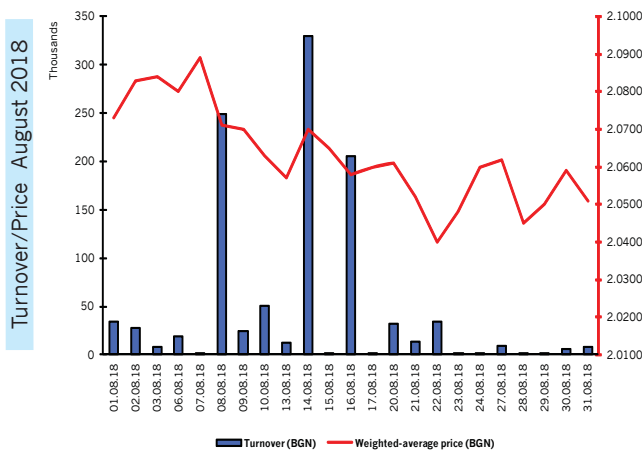
August 2018

Gradus

BSE code of the issue	GR6
Volume of the issue (common shares)	243,608,710
Nominal value (BGN per share)	1.00
Gross dividend 2017 (BGN per share)	N/A
Trading on regulated market as from the beginning of the year **	
Volume in lots	521,539
Value in BGN	945,785.98
Trades	294
OTC trades as from the beginning of the year *	
Value in BGN	0.00
Volume in lots	0



** Shares of Gradus have been admitted to trading since 06.08.2018

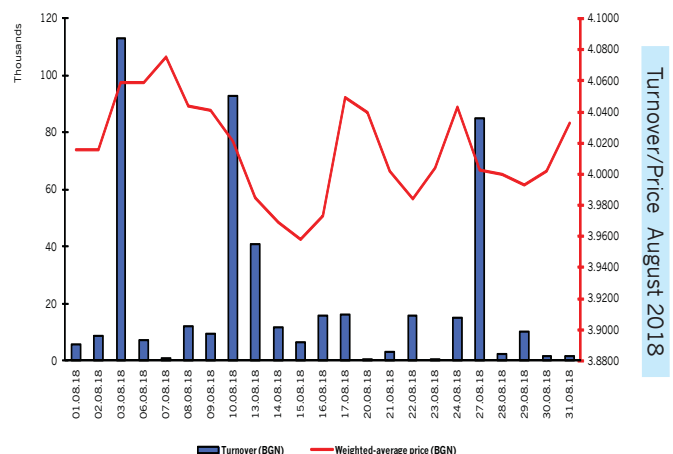


Advance Terrafund REIT

BSE code of the issue	6A6
Volume of the issue (common shares)	85,110,091
Nominal value (BGN per share)	1.00
Gross dividend 2017 (BGN per share)	0.1060
Trading on regulated market as from the beginning of the year	
Volume in lots	2,662,954
Value in BGN	5,761,428.96
Trades	2,116
OTC trades as from the beginning of the year *	
Value in BGN	0.00
Volume in lots	0

Sopharma

BSE code of the issue	3JR
Volume of the issue (common shares)	134,797,899
Nominal value (BGN per share)	1.00
Gross dividend 2017 (BGN per share)	0.1100
Trading on regulated market as from the beginning of the year	
Volume in lots	3,981,247
Value in BGN	16,862,119.01
Trades	2,285
OTC trades as from the beginning of the year *	
Value in BGN	45,368.00
Volume in lots	21,200



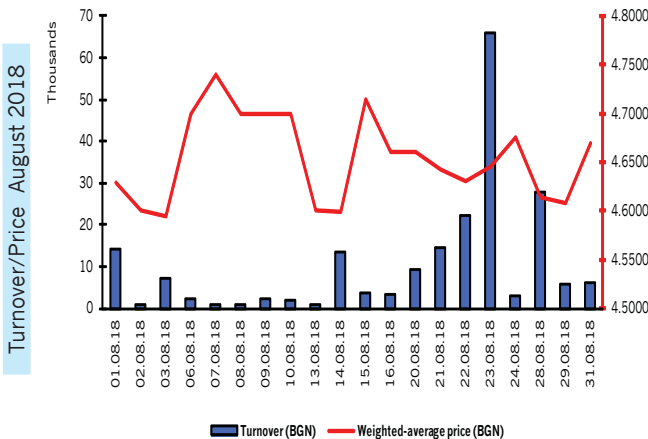
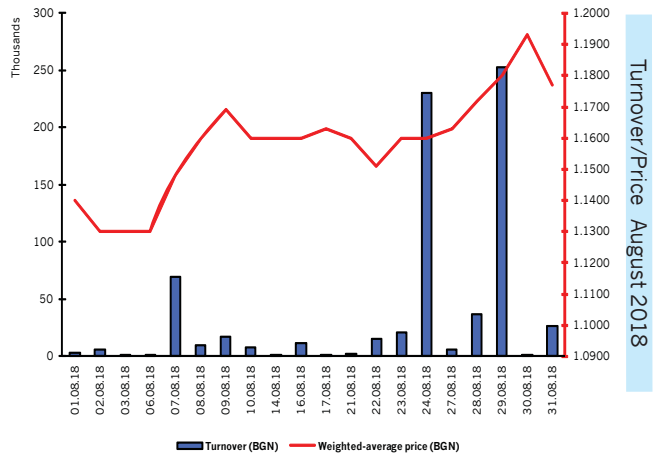
* Effective as from 03 January 2018, no OTC trades August be announced through the trading system of BSE

Top 5 Stocks by Trades

August
2018

Elana Agrocredit

BSE code of the issue	OEA
Volume of the issue (common shares)	36,629,925
Nominal value (BGN per share)	1.00
Gross dividend 2017 (BGN per share)	0.0858
Trading on regulated market as from the beginning of the year	
Volume in lots	2,467,117
Value in BGN	3,095,531.42
Trades	1,004
OTC trades as from the beginning of the year *	
Value in BGN	0.00
Volume in lots	0



Svilosa

BSE code of the issue	3MZ
Volume of the issue (common shares)	31,754,944
Nominal value (BGN per share)	1.00
Gross dividend 2017 (BGN per share)	0.0310
Trading on regulated market as from the beginning of the year	
Volume in lots	119,992
Value in BGN	531,783.12
Trades	455
OTC trades as from the beginning of the year *	
Value in BGN	0.00
Volume in lots	0