

**April  
2024**

# **MONTHLY BULLETIN**



**БФБ**

**BULGARIAN STOCK EXCHANGE**  
1000 Sofia, 6 Tri ushi St.  
Tel: (+359 2) 937 09 45; 937 09 34  
<http://www.bse-sofia.bg>; e-mail: [bse@bse-sofia.bg](mailto:bse@bse-sofia.bg)

# General Statistics

April  
2024

Capitalization of BSE Main Market		Change	
As of 30 April 2024			
Market Segment	Capitalization	March * 2024	April * 2023
Premium Equities Segment	3 543 029 913.11	0.84%	53.86%
Standard Equities Segment	7 994 014 085.65	0.89%	5.79%
Special Purpose Vehicles Segment	1 263 134 760.45	-0.80%	5.79%
<b>Total Capitalization of BSE Main Market</b>	<b>12 800 178 759.21</b>	<b>0.71%</b>	<b>15.81%</b>

\* as of the end of the period

Issues admitted to trading on BSE Main Market			
Market Segment	Number of new issues	Number of delisted issues	Number of listed issues as of the end of the month
Premium Equities Segment	0	0	10
Standard Equities Segment	0	0	56
Special Purpose Vehicles Segment	0	0	17
Bonds Segment	3	3	101
Compensatory Instruments Segment	0	0	3
Exchange Traded Products Segment	0	0	21
Subscription Rights Segment	0	3	0
Initial Public Offering Segment	0	0	0
Government Securities Segment	1	0	16
<b>TOTAL :</b>	<b>4</b>	<b>6</b>	<b>224</b>

\* as of the end of the period

## BSE Indices

### SOFIX

Value *	813.54
Monthly change	0.75%
Annual change	34.02%
P/E **	10.90
P/B **	1.78

### BGBX 40

Value *	165.38
Monthly change	0.30%
Annual change	18.37%
P/E **	14.95
P/B **	1.88

### BG TR30

Value *	817.64
Monthly change	-0.16%
Annual change	13.42%
P/E **	35.34
P/B **	2.88

### BG REIT

Value *	189.50
Monthly change	-1.05%
Annual change	-0.59%
P/E **	20.83
P/B **	2.45

\* Values as of 30 April 2024

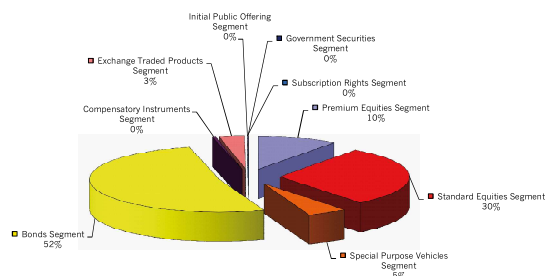
\*\* P (prices) are weighted-average

\*\* Financial reports data (ttm)

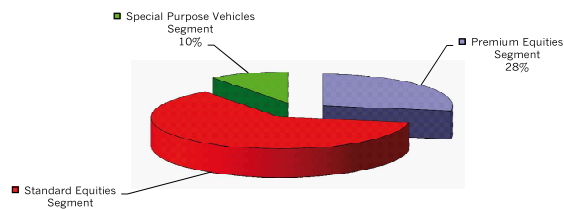
## Monthly Trading by BSE Main Market Segments

Market Segment	April 2024			Change in turnover (%)	
	Trades	Turnover (BGN)	Volume (lots)	March 2024	April 2023
Premium Equities Segment	1 477	7 710 357	1 572 137	-19.46%	347.73%
Standard Equities Segment	1 536	22 954 727	7 260 276	-6.71%	71.99%
Special Purpose Vehicles Segment	392	3 863 660	909 920	-37.20%	462.95%
Bonds Segment	58	40 382 806	48 630	50.83%	16264.85%
Compensatory Instruments Segment	47	327 128	542 081	72.41%	7.11%
Exchange Traded Products Segment	69	2 437 195	38 152 332	918.29%	260.56%
Subscription Rights Segment	139	6 451	6 450 888	-98.13%	n/a
Initial Public Offering Segment	0	0	0	n/a	n/a
Government Securities Segment	1	101 808	100	n/a	n/a
Privatisation Segment	0	0	0	n/a	n/a
<b>TOTAL:</b>	<b>3 719</b>	<b>77 784 132</b>	<b>54 936 364</b>	<b>14.59%</b>	<b>358.00%</b>

### Turnover by Segments of BSE Main Market



### Capitalization by Segments of BSE Main Market



### New issues admitted to trading on the BSE Main Market in April

Issue	Issuer	First Trading Day	Currency	Amount of the issue in the respective currency	Market Segment
DUHB	Doverie United Holding PLC	23.04.2024	BGN	19 973 300	Bonds Segment
ECHB	Elea Capital Holding AD	24.04.2024	EUR	12 000 000	Bonds Segment
TIZB	Tiz Invest AD	16.04.2024	EUR	1 000 000	Bonds Segment
BLLF	Ministry of Finance	17.04.2024	BGN	200 000 000	Government Securities Segment

### Daily-Average Trading by BSE Main Market Segments

Market Segment	April 2024			Change in turnover (%)	
	Trades	Turnover (BGN)	Volume (lots)	March 2024	April 2023
Premium Equities Segment	70	367 160	74 864	-27.13%	241.13%
Standard Equities Segment	73	1 093 082	345 727	-15.60%	31.04%
Special Purpose Vehicles Segment	19	183 984	43 330	-43.18%	328.92%
Bonds Segment	3	1 922 991	2 316	36.46%	12368.46%
Compensatory Instruments Segment	2	15 578	25 813	55.99%	-18.39%
Exchange Traded Products Segment	3	116 057	1 816 778	821.31%	174.71%
Subscription Rights Segment	7	307	307 185	-98.30%	n/a
Initial Public Offering Segment	0	0	0	n/a	n/a
Government Securities Segment	0	4 848	5	n/a	n/a
Privatisation Segment	0	0	0	n/a	n/a
<b>TOTAL:</b>	<b>177</b>	<b>3 704 006</b>	<b>2 616 017</b>	<b>3.68%</b>	<b>248.95%</b>

Number of trading sessions in April

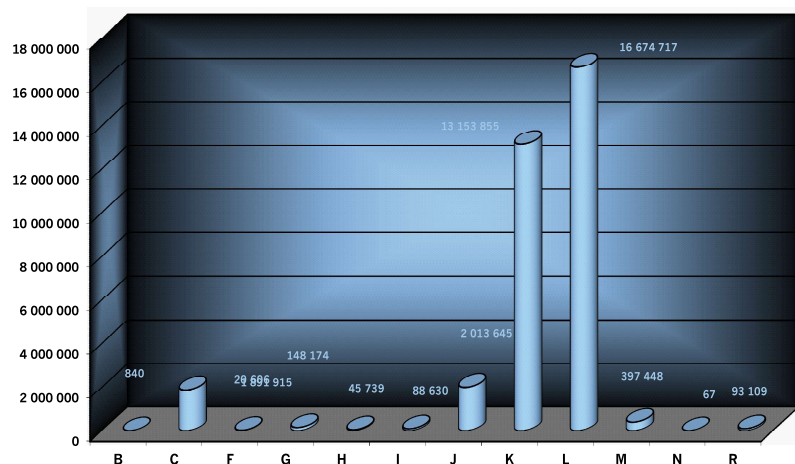
21

Monthly Average USD/BGN Exchange Rate

1.8219

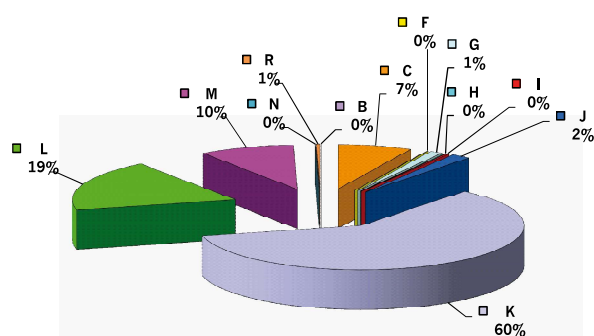
Trading by sections under NACE, Rev. 2		Trades	Volume (lots)	Turnover (BGN)
B	Mining and quarrying	1	150	840.00
C	Manufacturing	501	337 385	1 891 915.00
F	Construction	12	5 126	20 605.60
G	Wholesale and retail trade; repair of motor vehicles and motorcycles	118	381 188	148 174.39
H	Transportation and storage	33	7 980	45 739.00
I	Accommodation and food service activities	29	3 403	88 629.60
J	Information and communication	279	173 044	2 013 645.49
K	Financial and insurance activities	2 008	3 836 543	13 153 855.39
L	Real estate activities	118	4 787 379	16 674 717.02
M	Professional, scientific and technical activities	239	204 196	397 447.53
N	Administrative and support service activities	1	41	66.83
R	Arts, entertainment and recreation	66	5 898	93 108.50

### Share of sections under NACE, Rev. 2 in the total turnover (BGN) on the BSE Main Market in April



- B Mining and quarrying
- C Manufacturing
- F Construction
- G Wholesale and retail trade; repair of motor vehicles and motorcycles
- H Transportation and storage
- I Accommodation and food service activities
- J Information and communication
- K Financial and insurance activities
- L Real estate activities
- M Professional, scientific and technical activities
- N Administrative and support service activities
- R Arts, entertainment and recreation

### Share of sections under NACE, Rev. 2 in the total turnover on the BSE Main Market in the last 365 days



- B Mining and quarrying
- C Manufacturing
- F Construction
- G Wholesale and retail trade; repair of motor vehicles and motorcycles
- H Transportation and storage
- I Accommodation and food service activities
- J Information and communication
- K Financial and insurance activities
- L Real estate activities
- M Professional, scientific and technical activities
- N Administrative and support service activities
- R Arts, entertainment and recreation

## TOP 5

### Liquidity Ranking

Issuer	Trades	Volume (lots)	Turnover (BGN)
CB First Investment Bank AD-Sofia	462	736 144	1 961 311.80
Shelly Group AD	398	50 483	3 390 025.40
Bianor Holding AD	245	97 944	438 485.49
Advance Terrafund REIT-Sofia	186	88 355	298 043.16
Sopharma AD	179	231 624	1 426 855.28

## TOP 5

### Members

Trades		Turnover (BGN)	
Inv. Intermediary "Karoll" AD	2 588	Inv. Intermediary "ABV Investments" EOOD	53 710 040.76
Inv. Intermediary "Elana Trading" AD	1 649	CB "Central Cooperative Bank" AD	25 155 551.24
Inv. Intermediary "BenchMark Finance" AD	537	Inv. Intermediary "Real Finance" AD	18 544 100.80
Inv. Intermediary "First Financial Brokerage House" EOOD	499	Inv. Intermediary "Euro - Finance" AD	13 346 979.29
"UG Market" EAD / "ABV Investments" EOOD	357	Inv. Intermediary "UG Market" EAD	8 510 937.35

## TOP 30

### Capitalization as of 30 April 2024

Issues of shares on the BSE Main Market

Issue	Issuer	Nominal (BGN)	Amount (Shares)	Closing price (BGN)	Capitalization (BGN)
THQM	Tchaikapharma High Quality Medicines AD	1.00	84 500 000	17.4000	1 470 300 000.00
SLYG	Shelly Group AD	1.00	18 050 945	68.0000	1 227 464 260.00
SFA	Sopharma AD	1.00	179 100 063	6.0200	1 078 182 379.26
SPDY	Speedy AD-Sofia	1.00	5 377 619	150.0000	806 642 850.00
MSH	M+S Hydraulic AD-Kazanlak	1.00	39 445 200	11.8000	465 453 360.00
FIB	CB First Investment Bank AD-Sofia	1.00	149 084 800	2.8000	417 437 440.00
EUBG	Eurohold Bulgaria AD	1.00	260 500 000	1.3500	351 675 000.00
GR6	Gradus AD-Stara Zagora	1.00	243 608 710	1.4400	350 796 542.40
VAM	Velgraf Asset Management AD-Sofia	1.00	68 979 758	4.6800	322 825 267.44
HVAR	Holding Varna AD	1.00	6 485 897	45.2000	293 162 544.40
ATER	Advance Terrafund REIT-Sofia	1.00	85 110 091	3.3500	285 118 804.85
SPH	Stara Planina Hold AD-Sofia	1.00	21 000 000	10.2000	214 200 000.00
TIB	Telematic Interactive Bulgaria AD-Sofia	1.00	12 960 018	15.7000	203 472 282.60
SFT	Sopharma Trading AD-Sofia	1.00	34 276 050	5.7500	197 087 287.50
ODES	Odessos Shiprepair Yard AD-Varna	1.00	586 642	330.0000	193 591 860.00
SFI	Sopharma Properties REIT-Sofia	1.00	21 951 320	8.7000	190 976 484.00
CCB	CB Central Cooperative Bank AD	1.00	127 129 970	1.5000	190 694 955.00
DUH	Doverie United Holding PLC	1.00	21 499 855	8.5400	183 608 761.70
GTH	Galata Investment Company AD	1.00	68 571 234	2.5800	176 913 783.72
IHB	Industrial Holding Bulgaria PLC-Sofia	1.00	96 808 417	1.7800	172 318 982.26
HRZ	Rodna Zemya Holding AD	1.00	56 010 597	3.0200	169 152 002.94
SYN	Synthetica AD	1.00	3 000 000	56.0000	168 000 000.00
CHIM	Chimimport AD	1.00	239 646 267	0.6850	164 157 692.90
BSP	Balkan and Sea Properties REIT	1.00	6 925 156	23.0000	159 278 588.00
CHSB	Himsnab Bulgaria AD-Sofia	1.00	2 494 631	62.0000	154 667 122.00
CAPM	Capital Management SPV-Sofia	1.00	1 758 296	78.0000	137 147 088.00
AGH	Agria Group Holding AD	1.00	6 800 000	19.5000	132 600 000.00
MONB	Monbat AD	1.00	39 000 000	3.3200	129 480 000.00
ALCM	Alcomet AD-Shumen	1.00	17 952 959	7.0000	125 670 713.00
HNVK	Holding Nov Vek AD	1.00	5 610 437	21.0000	117 819 177.00

## Premium Equities Segment

Issue	Issuer	Nominal (BGN)	Amount (Shares)	Closing price (BGN)	Capitalisation (BGN)
AGH	Agria Group Holding AD	1.00	6 800 000	19.5000	132 600 000.00
BSE	Bulgarian Stock Exchange AD	1.00	6 582 860	15.1000	99 401 186.00
CCB	CB Central Cooperative Bank AD	1.00	127 129 970	1.5000	190 694 955.00
CHIM	Chimimport AD	1.00	239 646 267	0.6850	164 157 692.90
FIB	CB First Investment Bank AD-Sofia	1.00	149 084 800	2.8000	417 437 440.00
KBG	Korado Bulgaria AD	1.00	13 168 614	4.6000	60 575 624.40
MONB	Monbat AD	1.00	39 000 000	3.3200	129 480 000.00
SFA	Sopharma AD	1.00	179 100 063	6.0200	1 078 182 379.26
SGH	Sirma Group Holding AD	1.00	59 360 518	0.7250	43 036 375.55
SLYG	Shelly Group AD	1.00	18 050 945	68.0000	1 227 464 260.00

## Standard Equities Segment

Issue	Issuer	Nominal (BGN)	Amount (Shares)	Closing price (BGN)	Capitalisation (BGN)
ALB	Albena AD	1.00	4 273 126	27.0000	115 374 402.00
ALCM	Alcomet AD-Shumen	1.00	17 952 959	7.0000	125 670 713.00
ASKR	Asenova Krepost AD	3.00	4 296 006	15.4000	66 158 492.40
BNR	Bianor Holding AD	1.00	12 290 133	5.0500	62 065 171.65
BBRD	Billboard AD-Sofia	1.00	15 000 000	0.3660	5 490 000.00
BRP	Bulgarian River Shipping AD-Ruse	1.00	35 708 674	0.6000	21 425 204.40
BMTL	Bulmetal AD	1.00	7 155 179	8.4000	60 103 503.60
TXIM	CB Texim Bank AD-Sofia	1.00	33 595 036	3.5000	117 582 626.00
DUH	Doverie United Holding PLC	1.00	21 499 855	8.5400	183 608 761.70
EAC	Elana Agrocredit AD	1.00	36 629 925	1.0900	39 926 618.25
11C	Eleven Capital AD-Sofia	1.00	2 301 528	16.3000	37 514 906.40
ELHM	Elhim Iskra AD-Pazardzhik	1.00	25 108 410	0.7400	18 580 223.40
EMKA	EMKA AD-Sevlievo	1.00	43 399 452	2.0400	88 534 882.08
ETR	Etropal AD-Etropole	1.00	5 000 000	4.4000	22 000 000.00
EUBG	Eurohold Bulgaria AD	1.00	260 500 000	1.3500	351 675 000.00
FZLS	Fazerles AD-Silistra	1.00	515 000	16.2000	8 343 000.00
FORM	Formoplast AD-Kardzhali	1.00	3 798 905	6.6000	25 072 773.00
GTH	Galata Investment Company AD	1.00	68 571 234	2.5800	176 913 783.72
GR6	Gradus AD-Stara Zagora	1.00	243 608 710	1.4400	350 796 542.40
CHSB	Himsnab Bulgaria AD-Sofia	1.00	2 494 631	62.0000	154 667 122.00
HCEN	Holding Center AD	1.00	735 910	39.6000	29 142 036.00
HNVK	Holding Nov Vek AD	1.00	5 610 437	21.0000	117 819 177.00
HSOF	Holding Sveta Sofia AD-Sofia	1.00	9 940 391	3.9000	38 767 524.90
HVAR	Holding Varna AD	1.00	6 485 897	45.2000	293 162 544.40
HES	Hydraulic Elements and Systems /HES/ AD-Yambol	1.00	18 193 752	5.6500	102 794 698.80
HIKA	Industrial Capital Holding AD-Sofia	1.00	15 864 544	2.9000	46 007 177.60
IHB	Industrial Holding Bulgaria PLC-Sofia	1.00	96 808 417	1.7800	172 318 982.26
IDH	Industry Development Holding AD	1.00	9 980 925	2.5400	25 351 549.50
IBG	Investor.BG AD-Sofia	1.00	4 782 362	21.0000	100 429 602.00
LAV	Lavena AD	1.00	9 919 410	1.6700	16 565 414.70
MSH	M+S Hydraulic AD-Kazanlak	1.00	39 445 200	11.8000	465 453 360.00
NLC	Neo London Capital PLC	100.00	99 950	204.0000	20 389 800.00
NEOH	Neochim AD	1.00	2 654 358	19.5000	51 759 981.00
ODES	Odessos Shiprepair Yard AD-Varna	1.00	586 642	330.0000	193 591 860.00
NGAZ	Oil and Gas Exploration and Production AD-Sofia	1.00	12 228 062	5.6000	68 477 147.20
PET	Petrol AD	4.00	27 312 403	0.9600	26 219 906.88
HRZ	Rodna Zemya Holding AD	1.00	56 010 597	3.0200	169 152 002.94
GAMZ	Severcoop Gamza Holding AD-Sofia	2.00	5 347 798	4.3000	22 995 531.40
HSI	Sila Holding AD	1.00	36 852 997	2.9600	109 084 871.12

# Capitalisation by Issues

April  
2024

Issue	Issuer	Nominal (BGN)	Amount (Shares)	Closing price (BGN)	Capitalisation (BGN)
SCOM	Sofia Commerce-Pawn Brokerage AD	1.00	8 937 384	3.7400	33 425 816.16
SFT	Sopharma Trading AD-Sofia	1.00	34 276 050	5.7500	197 087 287.50
SPDY	Speedy AD-Sofia	1.00	5 377 619	150.0000	806 642 850.00
SKEH	SS Konstantine and Elena Holding AD	1.00	3 309 560	22.0000	72 810 320.00
SPH	Stara Planina Hold AD-Sofia	1.00	21 000 000	10.2000	214 200 000.00
SNRG	Synergion Holding AD-Sofia	1.00	18 358 849	1.3300	24 417 269.17
SYN	Synthetica AD	1.00	3 000 000	56.0000	168 000 000.00
THQM	Tchaikapharma High Quality Medicines AD	1.00	84 500 000	17.4000	1 470 300 000.00
TBS	Telelink Business Services Group AD	1.00	12 500 000	9.0000	112 500 000.00
TIB	Telematic Interactive Bulgaria AD-Sofia	1.00	12 960 018	15.7000	203 472 282.60
TCH	TK-Hold PLC	1.00	8 539 384	7.3000	62 337 503.20
TOPL	Toplivo AD-Sofia	1.00	5 416 829	8.0000	43 334 632.00
T57	Trace Group Hold AD-Sofia	1.00	24 200 000	4.0000	96 800 000.00
VAM	Velgraf Asset Management AD-Sofia	1.00	68 979 758	4.6800	322 825 267.44
WMG	Web Media Group AD-Sofia	1.00	7 840 000	1.6000	12 544 000.00
ZHBG	Zarneni Hrani Bulgaria AD-Sofia	1.00	195 660 287	0.1250	24 457 535.88
HLEV	Zlaten Lev Holding AD	1.00	6 481 960	4.3000	27 872 428.00

## Special Purpose Vehicles Segment

Issue	Issuer	Nominal (BGN)	Amount (Shares)	Closing price (BGN)	Capitalisation (BGN)
AKTV	Aktiv Properties REIT	9.00	2 192 011	6.6000	14 467 272.60
ALT	Alteron REIT	1.00	1 504 998	25.0000	37 624 950.00
ATER	Advance Terrafund REIT-Sofia	1.00	85 110 091	3.3500	285 118 804.85
BPF	Bravo Property Fund REIT	1.00	36 700 000	1.1000	40 370 000.00
BREF	Bulgarian Real Estate Fund REIT-Sofia	1.00	34 641 925	2.4800	85 911 974.00
BRF	Bulgarian Receivables Fund SPE	1.00	1 500 000	1.6300	2 445 000.00
BSP	Balkan and Sea Properties REIT	1.00	6 925 156	23.0000	159 278 588.00
CAPM	Capital Management SPV-Sofia	1.00	1 758 296	78.0000	137 147 088.00
EXPR	Exclusive Property REIT-Sofia	1.00	9 452 340	2.0000	18 904 680.00
FAM	Finance Assistance Management SPV	1.00	650 000	4.0800	2 652 000.00
FPP	FairPlay Properties REIT-Sofia	1.00	78 545 400	0.8850	69 512 679.00
LAND	Bulland Investments REIT-Sofia	1.00	15 008 125	0.9000	13 507 312.50
PREM	Premier Fund REIT	1.00	1 799 999	13.4000	24 119 986.60
RPF	Roi Property Fund REIT	1.00	6 162 500	8.5000	52 381 250.00
SBPF	Super Borovetz Property Fund REIT	1.00	23 379 995	3.0200	70 607 584.90
SFB	Sopharma Buildings REIT	1.00	3 899 940	14.9000	58 109 106.00
SFI	Sopharma Properties REIT-Sofia	1.00	21 951 320	8.7000	190 976 484.00



# Trade by Issues

April  
2024

## Premium Equities Segment

Issue	Issuer	Trades	Volume (lots)	Turnover (BGN)	Trading currency	Weighted & Corrected Values			Closing price	As from
						Average price	Min. price	Max. price		
AGH	Agria Group Holding AD	77	5 685	108 925.55	BGN	19.1602	18.8851	19.5391	19.5000	30.04.2024
BSE	Bulgarian Stock Exchange AD	142	22 774	342 629.80	BGN	15.0448	14.7866	15.4923	15.1000	30.04.2024
CCB	CB Central Cooperative Bank AD	51	78 684	117 839.90	BGN	1.4976	1.4800	1.5300	1.5000	29.04.2024
CHIM	Chimimport AD	57	246 938	170 141.89	BGN	0.6890	0.6747	0.7000	0.6850	30.04.2024
FIB	CB First Investment Bank AD-Sofia	462	736 144	1 961 311.80	BGN	2.6643	2.4456	3.0234	2.8000	30.04.2024
KBG	Korado Bulgaria AD	24	8 370	36 958.32	BGN	4.4156	4.2440	4.5222	4.6000	30.04.2024
MONB	Monbat AD	20	5 653	19 501.58	BGN	3.4498	3.2000	3.5600	3.3200	29.04.2024
SFA	Sopharma AD	179	231 624	1 426 855.28	BGN	6.1602	5.9116	6.2088	6.0200	30.04.2024
SGH	Sirma Group Holding AD	67	185 782	136 167.28	BGN	0.7330	0.7050	0.7450	0.7250	29.04.2024
SLYG	Shelly Group AD	398	50 483	3 390 025.40	BGN	67.1518	65.5258	68.1098	68.0000	30.04.2024

## Standard Equities Segment

Issue	Issuer	Trades	Volume (lots)	Turnover (BGN)	Trading currency	Weighted & Corrected Values			Closing price	As from
						Average price	Min. price	Max. price		
11C	Eleven Capital AD-Sofia	52	4 935	82 448.50	BGN	16.7069	16.2918	17.2000	16.3000	30.04.2024
ALB	Albena AD	29	3 403	88 629.60	BGN	26.0446	25.8000	26.9500	27.0000	30.04.2024
ALCM	Alcomet AD-Shumen	13	2 328	15 673.10	BGN	6.7324	6.5960	7.0000	7.0000	30.04.2024
ASKR	Asenova Krepost AD	1	75	1 155.00	BGN	15.4000	15.4000	15.4000	15.4000	29.04.2024
BBRD	Billboard AD-Sofia	13	19 023	7 486.51	BGN	0.3935	0.3735	0.4273	0.3660	23.04.2024
BMTL	Bulmetal AD	8	1 363	11 644.45	BGN	8.5432	8.4000	8.6500	8.4000	26.04.2024
BNR	Bianor Holding AD	245	97 944	438 485.49	BGN	4.4769	3.9709	5.4543	5.0500	30.04.2024
BRP	Bulgarian River Shipping AD-Ruse	6	7 700	4 050.00	BGN	0.5260	0.5000	0.6000	0.6000	30.04.2024
CHSB	Hirmsnab Bulgaria AD-Sofia	10	3 604	223 448.00	BGN	62.0000	62.0000	62.0000	62.0000	30.04.2024
DUH	Doverie United Holding PLC	177	51 895	436 942.40	BGN	8.4197	8.2289	8.9400	8.5400	30.04.2024
EAC	Elana Agrocredit AD	93	274 138	301 604.16	BGN	1.0432	1.0198	1.1035	1.0900	30.04.2024
ELHM	Elhim Iskra AD-Pazardzhik	10	4 891	3 705.56	BGN	0.7576	0.7400	0.8000	0.7400	24.04.2024
EMKA	EMKA AD-Sevlievo	45	25 964	52 559.20	BGN	2.0243	2.0036	2.0800	2.0400	26.04.2024
ETR	Etropal AD-Etropole	5	12 700	55 860.00	BGN	4.3984	4.0000	4.5000	4.4000	23.04.2024
EUBG	Eurohold Bulgaria AD	59	1 258 493	1 688 899.22	BGN	1.3420	1.2700	1.3577	1.3500	26.04.2024
FORM	Formoplast AD-Kardzhali	1	8 000	52 800.00	BGN	6.6000	6.6000	6.6000	6.6000	04.04.2024
FZLS	Fazerles AD-Silistra	2	60	980.00	BGN	16.3333	16.2000	17.0000	16.2000	30.04.2024
GAMZ	Severcoop Gamza Holding AD-Sofia	1	25	107.50	BGN	4.3000	4.3000	4.3000	4.3000	02.04.2024
GR6	Gradus AD-Stara Zagora	10	11 095	16 078.65	BGN	1.4492	1.4405	1.5400	1.4400	16.04.2024
GTH	Galata Investment Company AD	21	2 515 645	6 490 364.10	BGN	2.5800	2.5800	2.5800	2.5800	12.04.2024
HCEN	Holding Center AD	1	25	990.00	BGN	39.6000	39.6000	39.6000	39.6000	29.04.2024
HES	Hydraulic Elements and Systems /HES/ AD-Yambol	20	3 298	18 653.00	BGN	5.6559	5.5882	5.9000	5.6500	29.04.2024
HIKA	Industrial Capital Holding AD-Sofia	4	658	1 904.78	BGN	2.8948	2.8800	2.9000	2.9000	30.04.2024
HLEV	Zlaten Lev Holding AD	8	6 310	27 026.70	BGN	4.2831	3.6000	4.4600	4.3000	22.04.2024
HNVK	Holding Nov Vek AD	2	2 250	47 250.00	BGN	21.0000	21.0000	21.0000	21.0000	17.04.2024
HRZ	Rodna Zemya Holding AD	5	197 500	596 490.00	BGN	3.0202	3.0200	3.0400	3.0200	24.04.2024
HSI	Sila Holding AD	18	301 800	893 328.00	BGN	2.9600	2.9600	2.9600	2.9600	30.04.2024
HSOF	Holding Sveta Sofia AD-Sofia	21	213 370	821 086.90	BGN	3.8482	3.1600	3.9000	3.9000	24.04.2024
HVAR	Holding Varna AD	47	1 515	68 259.00	BGN	45.0554	44.8400	45.2000	45.2000	19.04.2024
IBG	Investor.BG AD-Sofia	32	75 000	1 575 000.00	BGN	21.0000	21.0000	21.0000	21.0000	23.04.2024
IDH	Industry Development Holding AD	2	34 000	86 360.00	BGN	2.5400	2.5400	2.5400	2.5400	24.04.2024
IHB	Industrial Holding Bulgaria PLC-Sofia	4	58 716	99 821.36	BGN	1.7001	1.7000	1.7800	1.7800	25.04.2024
LAV	Lavena AD	1	150	250.50	BGN	1.6700	1.6700	1.6700	1.6700	22.04.2024
MSH	M+S Hydraulic AD-Kazanlak	71	9 774	107 536.60	BGN	11.0023	10.5955	11.9000	11.8000	30.04.2024
NEOH	Neochim AD	76	3 419	63 273.80	BGN	18.5065	17.8599	19.5000	19.5000	30.04.2024
NGAZ	Oil and Gas Exploration and Production AD-Sofia	1	150	840.00	BGN	5.6000	5.6000	5.6000	5.6000	23.04.2024



# Trade by Issues

April  
2024

Issue	Issuer	Trades	Volume (lots)	Turnover (BGN)	Trading currency	Weighted & Corrected Values			Closing price	As from
						Average price	Min. price	Max. price		
NLC	Neo London Capital PLC	1	2	408.00	BGN	204.0000	204.0000	204.0000	204.0000	25.04.2024
ODES	Odessos Shiprepair Yard AD-Varna	2	16	5 280.00	BGN	330.0000	330.0000	330.0000	330.0000	22.04.2024
PET	Petrol AD	24	14 412	13 878.22	BGN	0.9630	0.8826	1.1100	0.9600	30.04.2024
SCOM	Sofia Commerce-Pawn Brokerage AD	26	9 851	35 918.00	BGN	3.6461	3.5789	3.7267	3.7400	30.04.2024
SFT	Sopharma Trading AD-Sofia	82	15 615	88 695.60	BGN	5.6802	5.5700	5.8000	5.7500	30.04.2024
SKEH	SS Konstantine and Elena Holding AD	1	20	440.00	BGN	22.0000	22.0000	22.0000	22.0000	04.04.2024
SNRG	Synergon Holding AD-Sofia	23	17 714	21 323.75	BGN	1.2038	1.0719	1.2235	1.3300	24.04.2024
SPDY	Speedy AD-Sofia	27	280	41 689.00	BGN	148.8893	136.0000	165.6667	150.0000	30.04.2024
SPH	Stara Planina Hold AD-Sofia	21	4 391	44 904.10	BGN	10.2264	10.2000	10.5000	10.2000	25.04.2024
SYN	Synthetica AD	10	10 540	590 240.00	BGN	56.0000	56.0000	56.0000	56.0000	30.04.2024
T57	Trace Group Hold AD-Sofia	12	5 126	20 605.60	BGN	4.0198	3.9914	4.0281	4.0000	30.04.2024
TBS	Telelink Business Services Group AD	43	7 794	69 906.20	BGN	8.9692	8.7645	9.2500	9.0000	30.04.2024
TCH	TK-Hold PLC	8	450	3 170.00	BGN	7.0444	6.8000	7.3000	7.3000	30.04.2024
THQM	Tchaikapharma High Quality Medicines AD	10	677	11 742.10	BGN	17.3443	17.1000	17.4000	17.4000	29.04.2024
TIB	Telematic Interactive Bulgaria AD-Sofia	66	5 898	93 108.50	BGN	15.7865	15.6737	16.0403	15.7000	30.04.2024
TXIM	CB Texim Bank AD-Sofia	8	21 013	73 545.50	BGN	3.5000	3.5000	3.5000	3.5000	19.04.2024
VAM	Velgraf Asset Management AD-Sofia	44	1 584 000	7 413 120.00	BGN	4.6800	4.6800	4.6800	4.6800	24.04.2024
WMG	Web Media Group AD-Sofia	2	100	160.00	BGN	1.6000	1.6000	1.6000	1.6000	16.04.2024
ZHBG	Zarneni Hrani Bulgaria AD-Sofia	12	351 161	45 600.57	BGN	0.1299	0.1250	0.1320	0.1250	26.04.2024

## Special Purpose Vehicles Segment

Issue	Issuer	Trades	Volume (lots)	Turnover (BGN)	Trading currency	Weighted & Corrected Values			Closing price	As from
						Average price	Min. price	Max. price		
AKTV	Aktiv Properties REIT	2	415	2 739.00	BGN	6.6000	6.6000	6.6000	6.6000	29.04.2024
ALT	Alteron REIT	1	425	10 625.00	BGN	25.0000	25.0000	25.0000	25.0000	03.04.2024
ATER	Advance Terrafund REIT-Sofia	186	88 355	298 043.16	BGN	3.3733	3.3489	3.3969	3.3500	30.04.2024
BPF	Bravo Property Fund REIT	13	25 178	27 045.92	BGN	1.0742	1.0600	1.1000	1.1000	29.04.2024
BREF	Bulgarian Real Estate Fund REIT-Sofia	107	51 639	127 931.96	BGN	2.4774	2.4227	2.5800	2.4800	30.04.2024
BRF	Bulgarian Receivables Fund SPE	1	41	66.83	BGN	1.6300	1.6300	1.6300	1.6300	26.04.2024
BSP	Balkan and Sea Properties REIT	11	26 055	599 265.00	BGN	23.0000	23.0000	23.0000	23.0000	30.04.2024
CAPM	Capital Management SPV-Sofia	12	10 175	793 650.00	BGN	78.0000	78.0000	78.0000	78.0000	30.04.2024
EXPR	Exclusive Property REIT-Sofia	1	150	300.00	BGN	2.0000	2.0000	2.0000	2.0000	26.04.2024
FAM	Finance Assistance Management SPV	7	2 430	9 762.20	BGN	4.0174	3.9510	4.0663	4.0800	25.04.2024
FPP	FairPlay Properties REIT-Sofia	21	49 637	42 332.76	BGN	0.8529	0.8166	0.9450	0.8850	30.04.2024
LAND	Bulland Investments REIT-Sofia	4	21 300	19 070.00	BGN	0.8953	0.8952	0.9000	0.9000	26.04.2024
PREM	Premier Fund REIT	1	30	402.00	BGN	13.4000	13.4000	13.4000	13.4000	26.04.2024
RPF	Roi Property Fund REIT	1	50	425.00	BGN	8.5000	8.5000	8.5000	8.5000	25.04.2024
SBPF	Super Borovetz Property Fund REIT	16	632 450	1 910 001.00	BGN	3.0200	3.0200	3.0400	3.0200	15.04.2024
SFB	Sopharma Buildings REIT	6	1 315	19 608.00	BGN	14.9110	14.9000	15.2000	14.9000	29.04.2024
SFI	Sopharma Properties REIT-Sofia	2	275	2 392.50	BGN	8.7000	8.7000	8.7000	8.7000	29.04.2024

# Trade by Issues

April  
2024

## Bonds Segment

Issue	Issuer	Trades	Volume (lots)	Turnover (BGN)	Trading currency	Clean Prices (% of nominal)				As from
						Average price	Min. price	Max. price	Closing price	
OBVA	Bulfinance Investment AD	10	10 000	4 079 985.07	BGN	100.0000	100.0000	100.0000	100.0000	05.04.2024
OPHA	Phoenix Capital Holding AD	1	361	446 502.67	EUR	103.0000	103.0000	103.0000	103.0000	04.04.2024
16TA	Adara JSC-Sofia	1	180	110 972.66	BGN	101.7000	101.7000	101.7000	101.7000	03.04.2024
4HSA	Holding Sveta Sofia AD-Sofia	2	795	653 675.06	BGN	100.7500	100.5000	101.0000	101.0000	12.04.2024
8AVA	Asterion Bulgaria AD	3	4	3 306.09	EUR	100.0000	100.0000	100.0000	100.0000	29.04.2024
B3GA	Bulgarian Airways Group EAD-Sofia	1	683	557 326.51	BGN	101.1000	101.1000	101.1000	101.1000	15.04.2024
BOHB	BGI Group AD-Sofia	1	50	50 710.38	BGN	100.0000	100.0000	100.0000	100.0000	09.04.2024
BSPB	Balkan and Sea Properties REIT	3	7 000	7 203 806.73	BGN	100.4100	100.2000	100.5000	100.2000	24.04.2024
CRFB	Collecto Capital SPV	4	3 000	3 004 247.35	BGN	100.0000	100.0000	100.0000	100.0000	15.04.2024
E8DC	ELG AD	2	2	2 017.29	BGN	100.0000	100.0010	100.0010	100.0010	22.04.2024
EFHB	Elana Financial Holding AD	1	3	6 013.00	EUR	100.0000	100.0000	100.0000	100.0000	29.04.2024
FPMB	Finance Plus Management Holding AD	2	486	984 851.78	EUR	100.9000	100.9000	101.0000	100.9000	19.04.2024
FSPA	Finance Security Group AD-Sofia	3	7 000	4 006 742.57	EUR	100.0000	100.0000	100.0000	100.0000	03.04.2024
HLEA	Zlaten Lev Holding AD	1	3 000	3 051 639.34	BGN	100.1000	100.1000	100.1000	100.1000	03.04.2024
HNVB	Holding Nov Vek AD	1	3 100	3 177 480.01	BGN	100.1000	100.1000	100.1000	100.1000	25.04.2024
ITFA	ITF Group AD-Sofia	8	445	278 215.52	BGN	100.0200	100.0147	100.4010	100.4000	12.04.2024
NISB	Real Estate Sofia REIT	2	3 650	3 683 769.30	BGN	100.1000	100.1000	100.1000	100.1000	03.04.2024
S28H	Starcom Holding AD-Sofia	2	3 000	2 987 551.65	BGN	100.0000	100.0000	100.0000	100.0000	04.04.2024
U1HA	Ustrem Holding PLC-Sofia	2	1 223	886 313.78	BGN	101.9000	101.8000	102.0000	102.0000	12.04.2024
VAMB	Velgraf Asset Management AD-Sofia	2	576	997 663.24	EUR	100.2100	100.0000	100.5000	100.5000	12.04.2024
VRSA	Varna rialtis EAD	1	2 000	2 036 837.16	BGN	100.1000	100.1000	100.1000	100.1000	25.04.2024
ZAFA	Zagora Fininvest AD	1	162	156 958.57	EUR	101.0000	101.0000	101.0000	101.0000	03.04.2024
ZAFB	Zagora Fininvest AD	3	1 810	1 819 746.12	BGN	100.1000	100.1000	100.1000	100.1000	12.04.2024
ZENB	Zenith Properties REIT	1	100	196 474.00	EUR	100.1000	100.1000	100.1000	100.1000	04.04.2024

## Compensatory Instruments Segment

Issue	Issuer	Trades	Volume (lots)	Turnover (BGN)	Trading currency	Weighted Values			Closing price	As from
						Average price	Min. price	Max. price		
BLKB	Housing compensation notes under the CONP Act	1	3 700	1 176.60	BGN	0.3180	0.3180	0.3180	0.3180	19.04.2024
BLKC	Registered compensation vouchers under the OUFL Act and RLFLFF Act	29	291 547	238 925.42	BGN	0.8195	0.8000	0.8594	0.8040	29.04.2024
BLKD	Compensation notes under the CONP Act	17	246 834	87 025.96	BGN	0.3525	0.3300	0.3700	0.3400	29.04.2024

## Exchange Traded Products Segment

Issue	Issuer	Trades	Volume (lots)	Turnover (BGN)	Trading currency	Weighted Values			Closing price	As from
						Average price	Min. price	Max. price		
BGX	Expat Bulgaria SOFIX UCITS ETF	9	3 547	4 114.29	BGN	1.1599	1.1560	1.1627	1.1560	26.04.2024
BGXS	Expat Bulgaria Short SOFIX	2	6 000	3 201.00	BGN	0.5335	0.5335	0.5335	0.5350	04.04.2024
CCR7	Concord Fund-7 South-East Europe	2	97 790	1 388 618.00	BGN	14.2000	14.2000	14.2000	14.2000	12.04.2024
CZX	Expat Czech PX UCITS ETF	1	500	1 234.13	EUR	1.2620	1.2620	1.2620	1.2620	18.04.2024
DYN	NIF Dynamic	4	23 000	266 800.00	BGN	11.6000	11.6000	11.6000	11.6000	11.04.2024
FPV	FairPlay Properties REIT-Sofia	3	6 873 356	549 868.48	BGN	0.0800	0.0800	0.0800	0.0800	05.04.2024
GIPW	Premium Property Invest REIT	17	31 081 670	49 562.44	BGN	0.0016	0.0010	0.0020	0.1000	22.04.2024
GLDX	Expat Gold	16	59 602	151 879.69	EUR	1.3029	1.2670	1.3500	1.2900	30.04.2024
GRX	Expat Greece ASE UCITS ETF	2	620	1 354.81	EUR	1.1173	1.1130	1.1350	1.1130	18.04.2024
MKK1	Expat Macedonia MBI10 UCITS ETF	1	1 500	5 524.26	EUR	1.8830	1.8830	1.8830	1.8830	10.04.2024
PLX	Expat Poland WIG20 UCITS ETF	1	500	646.40	EUR	0.6610	0.6610	0.6610	0.6610	18.04.2024
ROX	Expat Romania BET UCITS ETF	5	3 116	12 218.68	EUR	2.0049	1.9690	2.0200	2.0200	26.04.2024
SFAW	Sopharma AD	6	1 131	2 172.87	BGN	1.9212	1.9109	2.3000	1.9000	09.04.2024

# Trade by Issues

April  
2024

## Subscription Rights Segment

Issue	Issuer	Trades	Volume (lots)	Turnover (BGN)	Trading currency	Weighted Values			Closing price	As from
						Average price	Min. price	Max. price		
BNR2	Bianor Holding AD	135	542 503	542.50	BGN	0.0010	0.0010	0.0010	0.0010	04.04.2024
OPB1	Opportunity Bulgaria Investment AD	3	5 031 150	5 031.15	BGN	0.0010	0.0010	0.0010	0.0010	02.04.2024
SKE1	SS Konstantine and Elena Holding AD	1	877 235	877.24	BGN	0.0010	0.0010	0.0010	0.0010	10.04.2024

## Government Securities Segment

Issue	Issuer	Trades	Volume (lots)	Turnover (BGN)	Trading currency	Clean Prices (% of nominal)			Closing price	As from
						Average price	Min. price	Max. price		
BLLF	Ministry of Finance	1	100	101 807.53	BGN	101.7500	101.7500	101.7500	101.7500	22.04.2024

**IPO Segment (No trades in the reported period)**

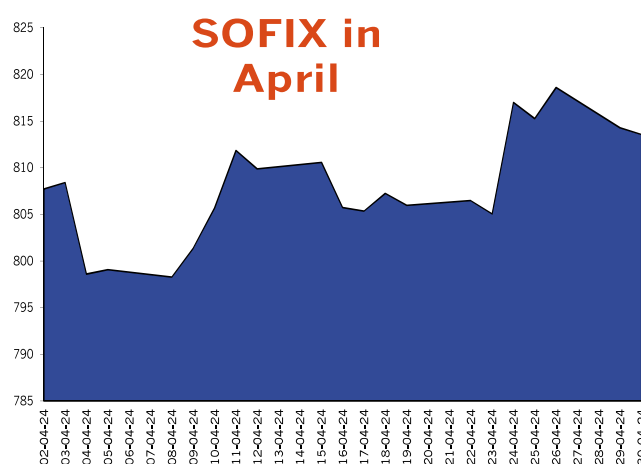
**Privatisation Segment (No trades in the reported period)**

## Total trading statistics on a regulated market with indices components

Index	Volume Traded		Value Traded		Trades	
	Total volume (lots)	% of total volume	Total turnover (BGN)	% of total turnover	All trades #	% of all trades
SOFIX	3 293 923	33.81%	10 683 113.40	30.94%	2 173	63.82%
BGBX 40	8 060 529	82.74%	26 559 125.38	76.92%	3 115	91.48%
BG REIT	819 564	8.41%	3 959 974.12	11.47%	337	9.90%
BG TR30	8 338 566	85.59%	29 651 998.55	85.88%	2 489	73.10%

## Market capitalisation of indices components

Index	Total (BGN)	% of total capitalization
SOFIX	5 057 831 351.91	39.51%
BGBX 40	7 886 250 170.99	61.61%
BG REIT	766 344 150.75	5.99%
BG TR30	7 419 585 685.21	57.96%

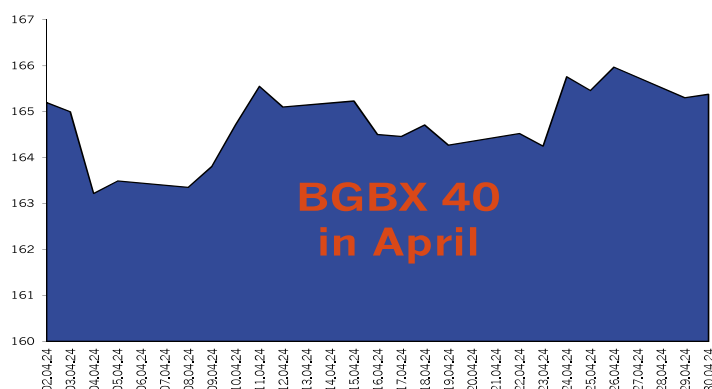


## SOFIX Components

Issuer	Min. price	Max. price	Volume (lots)	Trades	Turnover (BGN)
Agria Group Holding AD	18.8000	19.6500	5 685	77	108 925.55
Advance Terrafund REIT-Sofia	3.3200	3.4200	88 355	186	298 043.16
Bulgarian Stock Exchange AD	14.7000	15.6000	22 774	142	342 629.80
Doverie United Holding PLC	8.2200	9.0200	51 895	177	436 942.40
Eurohold Bulgaria AD	1.2600	1.3800	1 258 493	59	1 688 899.22
Elana Agrocredit AD	1.0400	1.1300	274 138	93	301 604.16
M+S Hydraulic AD-Kazanlak	10.3000	12.1000	9 774	71	107 536.60
Sirma Group Holding AD	0.7050	0.7500	185 782	67	136 167.28
Sopharma AD	5.8600	6.2800	231 624	179	1 426 855.28
CB First Investment Bank AD-Sofia	2.4200	3.1000	736 144	462	1 961 311.80
CB Central Cooperative Bank AD	1.4800	1.5400	78 684	51	117 839.90
Bulgarian Real Estate Fund REIT-Sofia	2.4000	2.5800	51 639	107	127 931.96
Chimimport AD	0.6650	0.7050	246 938	57	170 141.89
Holding Varna AD	44.4000	45.2000	1 515	47	68 259.00
Shelly Group AD	64.8000	68.4000	50 483	398	3 390 025.40

## BGBX 40 Components

Issuer	Min. price	Max. price	Volume (lots)	Trades	Turnover (BGN)
Agria Group Holding AD	18.8000	19.6500	5 685	77	108 925.55
Advance Terrafund REIT-Sofia	3.3200	3.4200	88 355	186	298 043.16
Albena AD	25.8000	27.0000	3 403	29	88 629.60
Alcomet AD-Shumen	6.5000	7.0000	2 328	13	15 673.10
Bianor Holding AD	3.8600	5.5000	97 944	245	438 485.49
Billboard AD-Sofia	0.3660	0.4580	19 023	13	7 486.51
Balkan and Sea Properties REIT	23.0000	23.0000	26 055	11	599 265.00
Bulgarian Stock Exchange AD	14.7000	15.6000	22 774	142	342 629.80
Velgraf Asset Management AD-Sofia	4.6800	4.6800	1 584 000	44	7 413 120.00
Gradus AD-Stara Zagora	1.4400	1.5400	11 095	10	16 078.65
Doverie United Holding PLC	8.2200	9.0200	51 895	177	436 942.40
Eurohold Bulgaria AD	1.2600	1.3800	1 258 493	59	1 688 899.22
Elana Agrocredit AD	1.0400	1.1300	274 138	93	301 604.16
EMKA AD-Sevlievo	2.0000	2.0800	25 964	45	52 559.20
Zlaten Lev Holding AD	3.6000	4.4600	6 310	8	27 026.70
Zarneni Hrani Bulgaria AD-Sofia	0.1250	0.1320	351 161	12	45 600.57
Eleven Capital AD-Sofia	16.2000	17.2000	4 935	52	82 448.50
Galata Investment Company AD	2.5800	2.5800	2 515 645	21	6 490 364.10
Korado Bulgaria AD	4.2400	4.6000	8 370	24	36 958.32
Monbat AD	3.2000	3.5600	5 653	20	19 501.58
M+S Hydraulic AD-Kazanlak	10.3000	12.1000	9 774	71	107 536.60
Neochim AD	17.7000	20.0000	3 419	76	63 273.80
Petrol AD	0.8650	1.1100	14 412	24	13 878.22
Synergon Holding AD-Sofia	1.0500	1.3700	17 714	23	21 323.75
Sirma Group Holding AD	0.7050	0.7500	185 782	67	136 167.28
Sopharma AD	5.8600	6.2800	231 624	179	1 426 855.28
Sopharma Buildings REIT	14.9000	15.2000	1 315	6	19 608.00
Sopharma Trading AD-Sofia	5.5000	5.8500	15 615	82	88 695.60
Sofia Commerce-Pawn Brokerage AD	3.5400	3.7400	9 851	26	35 918.00
Stara Planina Hold AD-Sofia	10.2000	10.5000	4 391	21	44 904.10
CB First Investment Bank AD-Sofia	2.4200	3.1000	736 144	462	1 961 311.80
CB Texim Bank AD-Sofia	3.5000	3.5000	21 013	8	73 545.50
CB Central Cooperative Bank AD	1.4800	1.5400	78 684	51	117 839.90
Telelink Business Services Group AD	8.7000	9.2500	7 794	43	69 906.20
Telematic Interactive Bulgaria AD-Sofia	15.6000	16.1000	5 898	66	93 108.50
Bulgarian Real Estate Fund REIT-Sofia	2.4000	2.5800	51 639	107	127 931.96
Hydraulic Elements and Systems /HES/ AD-Yambol	5.5500	5.9000	3 298	20	18 653.00
Chimimport AD	0.6650	0.7050	246 938	57	170 141.89
Holding Varna AD	44.4000	45.2000	1 515	47	68 259.00
Shelly Group AD	64.8000	68.4000	50 483	398	3 390 025.40

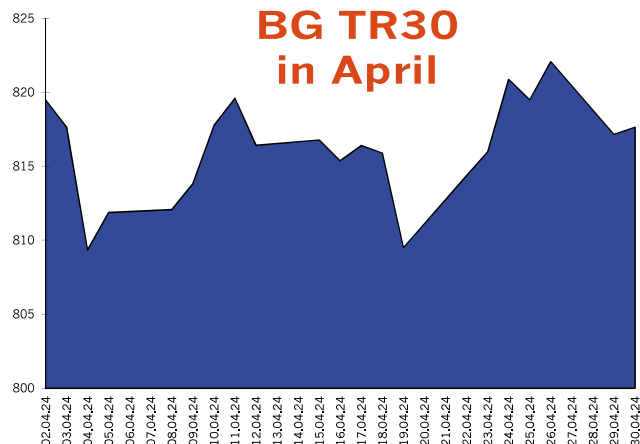
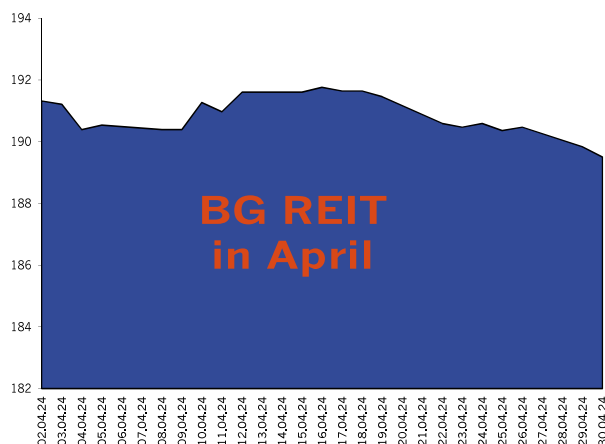


## BG REIT Components

Issuer	Min. price	Max. price	Volume (lots)	Trades	Turnover (BGN)
Advance Terrafund REIT-Sofia	3.3200	3.4200	88 355	186	298 043.16
Balkan and Sea Properties REIT	23.0000	23.0000	26 055	11	599 265.00
Roi Property Fund REIT	8.5000	8.5000	50	1	425.00
Sopharma Buildings REIT	14.9000	15.2000	1 315	6	19 608.00
Super Borovetz Property Fund REIT	3.0200	3.0400	632 450	16	1 910 001.00
Bulgarian Real Estate Fund REIT-Sofia	2.4000	2.5800	51 639	107	127 931.96
CCB Real Estate Fund REIT-Sofia	51.0000	51.0000	19 700	10	1 004 700.00

## BG TR30 Components

Issuer	Min. price	Max. price	Volume (lots)	Trades	Turnover (BGN)
Agria Group Holding AD	18.8000	19.6500	5 685	77	108 925.55
Advance Terrafund REIT-Sofia	3.3200	3.4200	88 355	186	298 043.16
Balkan and Sea Properties REIT	23.0000	23.0000	26 055	11	599 265.00
Bulgarian Stock Exchange AD	14.7000	15.6000	22 774	142	342 629.80
Velgraf Asset Management AD-Sofia	4.6800	4.6800	1 584 000	44	7 413 120.00
Gradus AD-Stara Zagora	1.4400	1.5400	11 095	10	16 078.65
Doverie United Holding PLC	8.2200	9.0200	51 895	177	436 942.40
Eurohold Bulgaria AD	1.2600	1.3800	1 258 493	59	1 688 899.22
Elana Agrocredit AD	1.0400	1.1300	274 138	93	301 604.16
Zlaten Lev Holding AD	3.6000	4.4600	6 310	8	27 026.70
Eleven Capital AD-Sofia	16.2000	17.2000	4 935	52	82 448.50
Galata Investment Company AD	2.5800	2.5800	2 515 645	21	6 490 364.10
Capital Management SPV-Sofia	78.0000	78.0000	10 175	12	793 650.00
M+S Hydraulic AD-Kazanlak	10.3000	12.1000	9 774	71	107 536.60
Rodna Zemya Holding AD	3.0200	3.0400	197 500	5	596 490.00
Synthetica AD	56.0000	56.0000	10 540	10	590 240.00
Sirma Group Holding AD	0.7050	0.7500	185 782	67	136 167.28
Sopharma AD	5.8600	6.2800	231 624	179	1 426 855.28
Sopharma Buildings REIT	14.9000	15.2000	1 315	6	19 608.00
Sopharma Trading AD-Sofia	5.5000	5.8500	15 615	82	88 695.60
Stara Planina Hold AD-Sofia	10.2000	10.5000	4 391	21	44 904.10
Super Borovetz Property Fund REIT	3.0200	3.0400	632 450	16	1 910 001.00
CB First Investment Bank AD-Sofia	2.4200	3.1000	736 144	462	1 961 311.80
CB Texim Bank AD-Sofia	3.5000	3.5000	21 013	8	73 545.50
CB Central Cooperative Bank AD	1.4800	1.5400	78 684	51	117 839.90
Bulgarian Real Estate Fund REIT-Sofia	2.4000	2.5800	51 639	107	127 931.96
Chimimport AD	0.6650	0.7050	246 938	57	170 141.89
Himsnab Bulgaria AD-Sofia	62.0000	62.0000	3 604	10	223 448.00
Holding Varna AD	44.4000	45.2000	1 515	47	68 259.00
Shelly Group AD	64.8000	68.4000	50 483	398	3 390 025.40



### Premium Equities Segment\* (based on non-consolidated reports\*\*)

Issue	Issuer	P / E	P / S	P / B	P / EBIT	ROA	EBIT / Total Asts.	ROE	EBIT / Equity	Current Ratio	Debt / Equity	Assets Turnover
AGH	Agria Group Holding AD	7.72	5.14	1.15	5.99	0.09	0.11	0.17	0.21	0.50	0.46	0.13
BSE	Bulgarian Stock Exchange AD	32.81	12.83	5.69	29.68	0.14	0.14	0.18	0.18	3.88	0.16	0.37
CCB	CB Central Cooperative Bank AD	2.06	0.72	0.24		0.01		0.13			0.91	
FIB	CB First Investment Bank AD-Sofia	3.58	0.84	0.29		0.01		0.08			0.89	
CHIM	Chimimport AD	8.81	2.75	0.14	5.75	0.01	0.02	0.02	0.02	1.89	0.15	0.04
KBG	Korado Bulgaria AD	13.50	1.49	2.24	9.80	0.13	0.15	0.18	0.20	3.51	0.18	1.20
MONB	Monbat AD		0.42	0.81	6.15	0.00	0.04		0.09	1.29	0.56	0.84
SLYG	Shelly Group AD	158.79	106.08	37.55	157.75	0.24	0.24	0.26	0.26	14.73	0.06	0.35
SGH	Sirma Group Holding AD	37.94	6.31	0.59	23.68	0.01	0.01	0.02	0.02	6.30	0.20	0.08
SFA	Sopharma AD	18.45	3.02	1.62	11.46	0.06	0.07	0.08	0.10	1.65	0.33	0.35

### Premium Equities Segment\* (based on consolidated reports\*\*)

Issue	Issuer	P / E	P / S	P / B	P / EBIT	ROA	EBIT / Total Asts.	ROE	EBIT / Equity	Current Ratio	Debt / Equity	Assets Turnover
AGH	Agria Group Holding AD	4.63	0.17	0.43	2.02	0.05	0.07	0.10	0.15	1.11	0.53	1.23
BSE	Bulgarian Stock Exchange AD	7.98	3.73	3.08	6.74	0.03	0.04	0.44	0.49	1.05	0.91	0.07
CCB	CB Central Cooperative Bank AD	2.21	0.71	0.25		0.01		0.12			0.91	
FIB	CB First Investment Bank AD-Sofia	2.75	0.74	0.28		0.01		0.10			0.89	
CHIM	Chimimport AD	3.19	0.01	0.11	0.76	0.00	0.01	0.03	0.07	1.22	0.86	1.46
MONB	Monbat AD	20.51	0.34	0.62	2.89	0.01	0.05	0.03	0.10	1.35	0.56	0.77
SLYG	Shelly Group AD	36.34	8.25	11.09	31.45	0.32	0.35	0.37	0.41	6.61	0.14	1.39
SGH	Sirma Group Holding AD		0.53	0.56	17.02					2.75	0.17	0.75
SFA	Sopharma AD	8.80	0.44	1.41	4.75	0.07	0.09	0.13	0.17	1.29	0.50	1.38

### Standard Equities Segment\* (based on non-consolidated reports\*\*)

Issue	Issuer	P / E	P / S	P / B	P / EBIT	ROA	EBIT / Total Asts.	ROE	EBIT / Equity	Current Ratio	Debt / Equity	Assets Turnover
ALB	Albena AD	49.66	1.30	0.24	5.67	0.00	0.01	0.00	0.01	0.57	0.18	0.15
ALCM	Alcomet AD-Shumen		0.29	0.44	6.79					1.33	0.39	0.92
ASKR	Asenova Krepost AD	391.47	3.51	1.69	28.57	0.00	0.02	0.00	0.04	9.61	0.40	0.29
BNR	Bianor Holding AD		31.40	2.01						0.44	0.28	0.04
BBRD	Billboard AD-Sofia	4.31	0.48	0.48	1.98	0.06	0.08	0.12	0.15	0.87	0.44	0.57
BRP	Bulgarian River Shipping AD-Ruse	25.42	1.04	0.27	9.46	0.01	0.01	0.01	0.01	1.94	0.07	0.24
BMTL	Bulmetal AD			0.99	1.75					1.12	0.43	
TXIM	CB Texim Bank AD-Sofia	49.64	4.90	2.00		0.00		0.04			0.91	
DUH	Doverie United Holding PLC	174.66	32.33	3.94	72.50	0.01	0.02	0.02	0.05	1.55	0.51	0.06
EAC	Elana Agrocredit AD	15.00	2.25	0.91	8.07	0.04	0.07	0.06	0.12	2.63	0.47	0.24
11C	Eleven Capital AD-Sofia	8.34	6.28	0.99	6.66	0.12	0.14	0.12	0.16	3.89	0.08	0.15
ELHM	Elhim Iskra AD-Pazardzhik		0.49	0.50	314.91					6.81	0.14	0.89
EMKA	EMKA AD-Sevlievo	11.27	0.58	1.36	7.79	0.10	0.12	0.11	0.13	16.17	0.06	2.02
ETR	Etropal AD-Etropole	46.81	1.78	2.57	12.93	0.03	0.04	0.06	0.10	0.70	0.53	0.67
EUBG	Eurohold Bulgaria AD		39.21	1.65	1723.90				0.00	0.20	0.66	0.01
FZLS	Fazerles AD-Silistra		0.46	0.42						16.02	0.07	0.81
FORM	Formoplast AD-Kardzhali			2.67						1.34	0.08	
GTH	Galata Investment Company AD	3159.16	583.87	2.26	2998.53	0.00	0.00	0.00	0.00	66.07		
GR6	Gradus AD-Stara Zagora	107.83	78.46	1.12	104.03	0.01	0.01	0.01	0.01	292.44		0.01
CHSB	Himsnab Bulgaria AD-Sofia	42.77	93.75	1.65	35.63	0.03	0.04	0.04	0.05	3.00	0.22	0.01
HCEN	Holding Center AD	182.16	8.53	1.08	14.34	0.00	0.03	0.01	0.08	1.86	0.63	0.05
HNVK	Holding Nov Vek AD	94.70	17.53	1.82	30.50	0.01	0.03	0.02	0.06	2.07	0.56	0.05
HSOF	Holding Sveta Sofia AD-Sofia		9.56	1.04	11.58	0.00	0.03	0.00	0.09	1.21	0.70	0.03
HVAR	Holding Varna AD	166.10	63.11	1.44	69.62	0.01	0.01	0.01	0.02	2.61	0.19	0.02

\* Ratios are calculated on the base of the last weighted-average price as of the end of the month

\*\* Financial reports data (ttm)

Methodology for Calculation of Financial Ratios is available at [http://download.bse-sofia.bg/pdf/methodology\\_en.pdf](http://download.bse-sofia.bg/pdf/methodology_en.pdf)

# Financial Ratios

April  
2024

Issue	Issuer	P / E	P / S	P / B	P / EBIT	ROA	EBIT / Total Asts.	ROE	EBIT / Equity	Current Ratio	Debt / Equity	Assets Turnover
HES	Hydraulic Elements and Systems /HES/ AD-Yambol	25.95	1.28	2.03	12.10	0.06	0.07	0.08	0.10	1.99	0.25	1.23
HIKA	Industrial Capital Holding AD-Sofia	14.03	9.10	1.62	13.98	0.11	0.11	0.12	0.12	6.99	0.07	0.16
IHB	Industrial Holding Bulgaria PLC-Sofia	30.07	17.21	0.64	28.29	0.02	0.02	0.02	0.02	7.41	0.08	0.04
IDH	Industry Development Holding AD	63.06	5.06	1.02	7.23	0.00	0.03	0.02	0.14	1.63	0.76	0.05
IBG	Investor.BG AD-Sofia	79.95	10.55	2.38	59.18	0.03	0.03	0.03	0.03	1.90	0.14	0.20
LAV	Lavena AD	9.11	0.68	0.62	4.01	0.05	0.06	0.07	0.08	2.78	0.24	0.70
MSH	M+S Hydraulic AD-Kazanlak	18.23	2.35	3.56	11.94	0.16	0.18	0.21	0.23	3.37	0.16	1.22
NLC	Neo London Capital PLC	25.81	5.72	1.03	7.80	0.01	0.04	0.04	0.14	2.47	0.77	0.05
NEOH	Neochim AD		0.21	0.36						8.62	0.11	1.37
ODES	Odessos Shiprepair Yard AD-Varna	13.02	2.06	1.96	9.17	0.14	0.16	0.16	0.18	3.78	0.12	0.91
NGAZ	Oil and Gas Exploration and Production AD-Sofia	27.54	2.58	0.69	9.10	0.02	0.03	0.03	0.03	2.64	0.21	0.21
PET	Petrol AD		0.05	2.89	2.17		0.01		0.25	0.87	0.97	2.13
HRZ	Rodna Zemya Holding AD	121.34	23.66	2.13	36.79	0.01	0.02	0.02	0.06	3.20	0.62	0.03
GAMZ	Severcoop Gamza Holding AD-Sofia	21.69	6.70	0.86	8.09	0.02	0.05	0.04	0.11	3.36	0.51	0.06
HSI	Sila Holding AD	445.24	28.09	1.99	34.53	0.00	0.02	0.00	0.06	2.50	0.63	0.03
SCOM	Sofia Commerce-Pawn Brokerage AD	8.09	3.36	2.15	6.53	0.20	0.24	0.29	0.33	2.98	0.32	0.49
SFT	Sopharma Trading AD-Sofia	5.80	0.15	1.11	3.67	0.06	0.08	0.21	0.27	1.16	0.70	2.46
SPDY	Speedy AD-Sofia	18.45	2.35	6.79	10.49	0.20	0.23	0.43	0.49	1.54	0.48	1.58
SKEH	SS Konstantine and Elena Holding AD	158.81	4.54	1.16	23.01	0.00	0.02	0.01	0.04	0.76	0.56	0.12
SPH	Stara Planina Hold AD-Sofia	22.96	19.43	4.58	22.96	0.17	0.17	0.20	0.20	1.61	0.14	0.20
SNRG	Synergon Holding AD-Sofia	1.10	0.92	0.13	1.05	0.12	0.13	0.13	0.13	1.69	0.04	0.15
SYN	Synthetica AD		124.81	25.87	2181.82		0.00		0.01	0.27	0.93	0.02
THQM	Tchaikapharma High Quality Medicines AD	502.32	30.44	13.81	223.89	0.02	0.03	0.03	0.04	5.46	0.14	0.40
TBS	Telelink Business Services Group AD	24.28	13.79	4.77	24.16	0.21	0.21	0.21	0.21	5.58	0.02	0.36
TIB	Telematic Interactive Bulgaria AD-Sofia	10.40	1.77	3.64	9.05	0.27	0.31	0.35	0.39	4.25	0.18	1.61
TCH	TK-Hold PLC	155.06	45.94	3.20	108.22	0.01	0.01	0.02	0.03	0.97	0.58	0.03
TOPL	Toplivo AD-Sofia		0.21	0.55						2.14	0.33	1.72
T57	Trace Group Hold AD-Sofia	5.39	0.25	0.64	3.70	0.06	0.07	0.13	0.16	1.20	0.63	1.18
VAM	Velgraf Asset Management AD-Sofia	579.58	44.34	2.73	56.07	0.00	0.02	0.00	0.04	1.45	0.50	0.03
WMG	Web Media Group AD-Sofia		6.93	3.25	21.15		0.00			2.51	0.70	0.13
ZHBG	Zarneni Hrani Bulgaria AD-Sofia	370.57	5.69	0.09	13.47	0.00	0.01	0.00	0.01	1.80	0.18	0.01
HLEV	Zlaten Lev Holding AD	334.26	49.99	3.79	60.84	0.00	0.02	0.01	0.06	10.94	0.82	0.03

## Standard Equities Segment\* (based on consolidated reports\*\*)

Issue	Issuer	P / E	P / S	P / B	P / EBIT	ROA	EBIT / Total Asts.	ROE	EBIT / Equity	Current Ratio	Debt / Equity	Assets Turnover
ALB	Albena AD	69.98	0.88	0.24	4.58	0.00	0.01	0.00	0.01	0.96	0.20	0.21
ALCM	Alcomet AD-Shumen		0.29	0.43	5.79		0.00			1.37	0.37	0.91
ASKR	Asenova Krepost AD			1.70	22.07					3.19	0.26	
BNR	Bianor Holding AD		1.00	2.23						0.97	0.38	0.57
BBRD	Billboard AD-Sofia	3.06	0.15	0.27	1.01	0.04	0.08	0.10	0.14	1.05	0.41	0.94
BRP	Bulgarian River Shipping AD-Ruse		0.83	0.27	10.01					3.32	0.10	0.28
BMTL	Bulmetal AD			0.93	0.39					1.12	0.62	
TXIM	CB Texim Bank AD-Sofia	48.22	5.08	2.04		0.00		0.04			0.91	
DUH	Doverie United Holding PLC	2.61	0.31	0.38	0.84	0.02	0.06	0.16	0.33	1.59	0.81	0.20
ETR	Etropal AD-Etropole		1.96	2.68	19.73	0.00	0.01	0.00	0.03	1.01	0.56	0.61
EUBG	Eurohold Bulgaria AD		0.08	1.49	2.15		0.02		0.20	1.57	0.90	1.58
GR6	Gradus AD-Stara Zagora		2.37	1.21						5.08	0.12	0.42
CHSB	Himsnab Bulgaria AD-Sofia	17.19	2.46	1.17	11.36	0.04	0.06	0.07	0.09	2.42	0.29	0.29
HCEN	Holding Center AD	186.83	9.08	1.06	16.15	0.00	0.03	0.01	0.07	1.86	0.62	0.05
HNVK	Holding Nov Vek AD		2.59	2.10	20.28	0.00	0.02	0.00	0.07	2.04	0.69	0.24
HSOF	Holding Sveta Sofia AD-Sofia	135.56	2.91	1.01	5.66	0.00	0.03	0.01	0.12	1.28	0.75	0.07

\* Ratios are calculated on the base of the last weighted-average price as of the end of the month

\*\* Financial reports data (ttm)

Methodology for Calculation of Financial Ratios is available at [http://download.bse-sofia.bg/pdf/methodology\\_en.pdf](http://download.bse-sofia.bg/pdf/methodology_en.pdf)



# Financial Ratios

April  
2024

Issue	Issuer	P / E	P / S	P / B	P / EBIT	ROA	EBIT / Total Asts.	ROE	EBIT / Equity	Current Ratio	Debt / Equity	Assets Turnover
HVAR	Holding Varna AD	267.24	3.22	1.56	18.46	0.00	0.02	0.01	0.04	1.27	0.51	0.20
HIKA	Industrial Capital Holding AD-Sofia	5.28	0.12	0.61	0.71	0.03	0.19	0.12	0.24	4.75	0.18	1.44
IHB	Industrial Holding Bulgaria PLC-Sofia	29.00	1.40	0.45	8.08	0.01	0.02	0.02	0.02	4.95	0.11	0.29
IDH	Industry Development Holding AD	2.73	1.33	0.50	1.73	0.05	0.07	0.21	0.23	2.06	0.67	0.09
IBG	Investor.BG AD-Sofia	444.35	4.69	4.31	45.60	0.00	0.03	0.01	0.07	0.82	0.60	0.37
LAV	Lavena AD	10.02	0.70	0.63	3.99	0.05	0.06	0.06	0.08	2.95	0.24	0.67
MSH	M+S Hydraulic AD-Kazanlak	13.05	1.94	3.62	8.74	0.21	0.25	0.30	0.35	3.45	0.21	1.43
NLC	Neo London Capital PLC	35.34	3.22	1.01	4.98	0.00	0.03	0.03	0.13	0.88	0.77	0.05
NEOH	Neochim AD		0.17	0.34						11.76	0.08	1.56
NGAZ	Oil and Gas Exploration and Production AD-Sofia	27.30	1.59	0.76	8.35	0.02	0.03	0.03	0.04	3.37	0.20	0.37
PET	Petrol AD	9.91	0.04	1.15	1.32	0.01	0.04	0.15	0.56	1.20	0.93	2.53
HRZ	Rodna Zemya Holding AD	63.42	0.87	1.76	7.39	0.01	0.03	0.03	0.08	1.86	0.66	0.55
GAMZ	Severcoop Gamza Holding AD-Sofia	10.81	4.76	0.82	6.11	0.02	0.04	0.07	0.12	2.33	0.56	0.05
HSI	Sila Holding AD	192.73	16.92	1.81	29.14	0.00	0.02	0.01	0.05	4.17	0.59	0.04
SCOM	Sofia Commerce-Pawn Brokerage AD	7.95	3.19	1.90	6.27	0.20	0.24	0.29	0.32	6.62	0.17	0.50
SFT	Sopharma Trading AD-Sofia	6.75	0.12	1.60	2.64	0.05	0.07	0.26	0.38	1.12	0.81	2.75
SPDY	Speedy AD-Sofia	20.11	1.72	7.50	9.48	0.15	0.19	0.41	0.50	1.20	0.61	1.80
SKEH	SS Konstantine and Elena Holding AD		1.35	1.94	13.95		0.00		0.01	0.54	0.76	0.25
SPH	Stara Planina Hold AD-Sofia	15.40	0.56	1.57	3.33	0.04	0.14	0.11	0.18	3.27	0.19	1.14
SNRG	Synergon Holding AD-Sofia	2.01	0.02	0.08	0.87	0.03	0.05	0.04	0.06	1.85	0.27	2.40
SYN	Synthetica AD			8.57	35.64					0.57	0.86	
THQM	Tchaikapharma High Quality Medicines AD	432.70	30.28	14.00	203.47	0.03	0.04	0.03	0.04	5.28	0.14	0.40
TBS	Telelink Business Services Group AD	11.91	0.61	4.16	7.31	0.10	0.12	0.45	0.54	1.14	0.80	1.93
TIB	Telematic Interactive Bulgaria AD-Sofia	9.71	1.72	3.58	8.04	0.29	0.32	0.37	0.42	3.41	0.25	1.63
TCH	TK-Hold PLC	111.11	3.90	1.43	31.04	0.01	0.01	0.01	0.01	7.05	0.13	0.29
TOPL	Toplivo AD-Sofia			0.44	509.95					2.07	0.40	
T57	Trace Group Hold AD-Sofia	6.01	0.24	0.67	3.63	0.05	0.06	0.12	0.15	1.25	0.64	1.25
VAM	Velgraf Asset Management AD-Sofia	125.75	55.28	3.61	67.81	0.01	0.02	0.02	0.03	11.17	0.61	0.02
WMG	Web Media Group AD-Sofia		4.21	3.43	15.84					2.49	0.72	0.20
ZHBG	Zarneni Hrani Bulgaria AD-Sofia	7.26	0.31	0.09	1.68	0.01	0.02	0.01	0.03	3.27	0.22	0.19
HLEV	Zlaten Lev Holding AD	68.94	14.56	3.58	44.54	0.03	0.03	0.05	0.07			0.13

## SPVs Segment\* (based on non-consolidated reports\*\*)

Issue	Issuer	P / E	P / S	P / B	P / EBIT	ROA	EBIT / Total Asts.	ROE	EBIT / Equity	Current Ratio	Debt / Equity	Assets Turnover
ATER	Advance Terrafund REIT-Sofia	20.97	16.07	0.89	20.97	0.04	0.04	0.04	0.04	1.53	0.06	0.05
AKTV	Aktiv Properties REIT		21.72	0.58			0.00		0.00	14.25	0.62	0.01
ALT	Alteron REIT	244.32	31.15	1.11	25.17	0.00	0.02	0.00	0.04	1.62	0.62	0.01
BSP	Balkan and Sea Properties REIT		237.37	3.00			0.00			1.23	0.57	0.01
BPF	Bravo Property Fund REIT	6.46	4.09	0.96	5.64	0.09	0.10	0.15	0.17	0.14	0.40	0.14
BREF	Bulgarian Real Estate Fund REIT-Sofia	5.06	3.71	0.64	4.78	0.11	0.11	0.14	0.15	0.94	0.20	0.14
BRF	Bulgarian Receivables Fund SPE	4.82	1.48	1.43	1.86	0.02	0.05	0.31	0.81	2.49	0.95	0.06
LAND	Bulland Investments REIT-Sofia		613.96	0.80						56.49		
CAPM	Capital Management SPV-Sofia	33.55	10.97	1.74	27.30	0.04	0.05	0.05	0.07	4.81	0.28	0.11
EXPR	Exclusive Property REIT-Sofia	15.15	10.13	1.20	12.96	0.05	0.06	0.08	0.09	0.27	0.33	0.08
FPP	FairPlay Properties REIT-Sofia	20.39	6.80	0.66	14.01	0.02	0.03	0.03	0.04	6.58	0.28	0.07
FAM	Finance Assistance Management SPV			3.11		0.00	0.07	0.19	2.97	4.11	0.98	0.08
PREM	Premier Fund REIT		4.23	1.23	19.25	0.00	0.01		0.05	0.05	0.73	0.08
RPF	Roi Property Fund REIT	545.68	27.85	2.05	52.39	0.00	0.02	0.00	0.04	2.50	0.45	0.04
SFB	Sopharma Buildings REIT		922.38	8.04						2.62	0.35	0.01
SFI	Sopharma Properties REIT-Sofia	15.91	11.51	2.10	15.76	0.13	0.13	0.14	0.14	0.76	0.07	0.18
SBPF	Super Borovetz Property Fund REIT	26.61	7.67	1.35	18.76	0.03	0.04	0.05	0.07	1.01	0.38	0.11

\* Ratios are calculated on the base of the last weighted-average price as of the end of the month

\*\* Financial reports data (ttm)

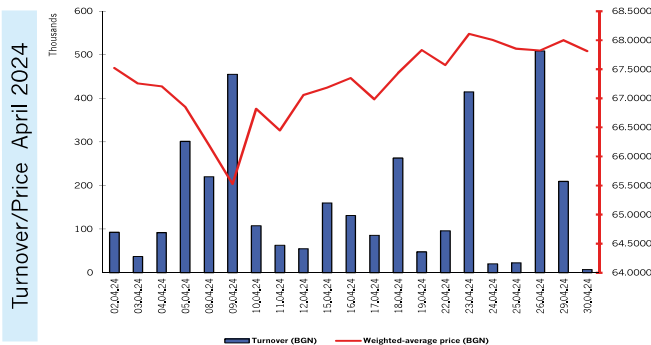
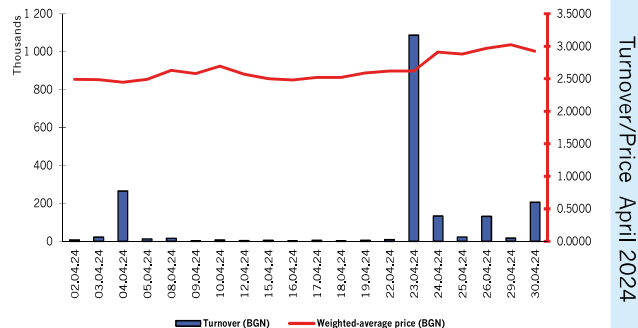
Methodology for Calculation of Financial Ratios is available at [http://download.bse-sofia.bg/pdf/methodology\\_en.pdf](http://download.bse-sofia.bg/pdf/methodology_en.pdf)

# Top 5 Stocks by Trades

April 2024

## First Investment Bank

BSE code of the issue	FIB
Volume of the issue (common shares)	149 084 800
Nominal value (BGN per share)	1.00
Last gross dividend 2022 (BGN per share)	0.00
Trading on regulated market as from the beginning of the year	
Volume in lots	1 866 658
Value in BGN	5 027 676.08
Trades	1 952

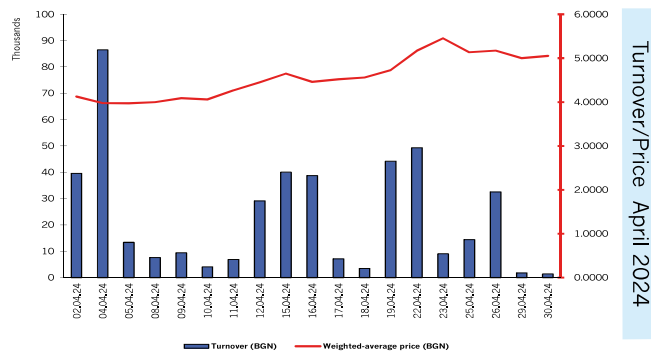


## Shelly Group

BSE code of the issue	SLYG
Volume of the issue (common shares)	18 050 945
Nominal value (BGN per share)	1.00
Last gross dividend 2022 (BGN per share)	0.2500
Trading on regulated market as from the beginning of the year	
Volume in lots	298 845
Value in BGN	17 775 605.30
Trades	3 065

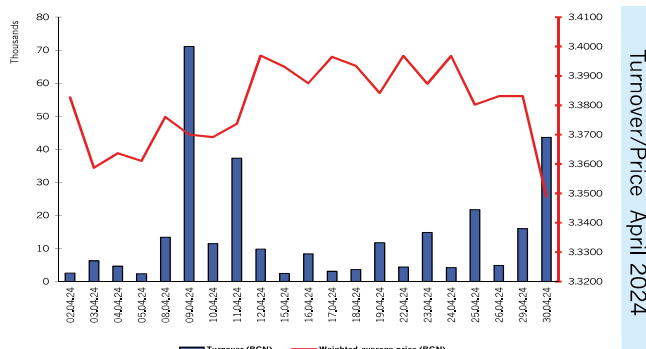
## Bianor Holding

BSE code of the issue	BNR
Volume of the issue (common shares)	6 875 514
Nominal value (BGN per share)	1.00
Last gross dividend 2022 (BGN per share)	0.00
Trading on regulated market as from the beginning of the year	
Volume in lots	269 658
Value in BGN	1 163 806.43
Trades	504

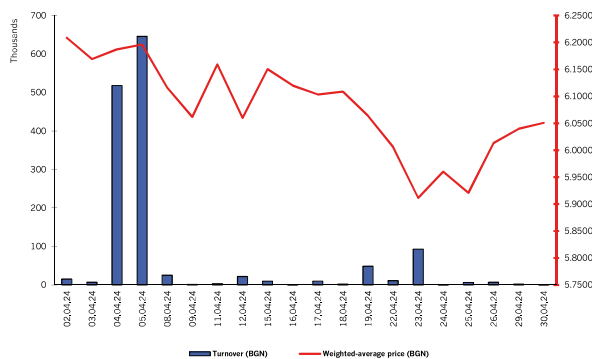


### Advance Terrafund REIT

BSE code of the issue	ATER
Volume of the issue (common shares)	85 110 091
Nominal value (BGN per share)	1.00
Last gross dividend 2022 (BGN per share)	0.2420
Trading on regulated market as from the beginning of the year	
Volume in lots	587 084
Value in BGN	1 954 650.41
Trades	831



### Turnover/Price April 2024



### Sopharma

BSE code of the issue	SFA
Volume of the issue (common shares)	179 100 063
Nominal value (BGN per share)	1.00
Last gross dividend 2023 (BGN per share)	0.9000
Trading on regulated market as from the beginning of the year	
Volume in lots	718 431
Value in BGN	4 381 845.18
Trades	1 549