

**April
2020**

MONTHLY BULLETIN



БФБ

BULGARIAN STOCK EXCHANGE

1000 Sofia, 6 Tri ushi St.

Tel: (+359 2) 937 09 45; Fax: (+359 2) 937 09 46

<http://www.bse-sofia.bg>; e-mail: bse@bse-sofia.bg

General Statistics

April
2020

Capitalization of BSE Main Market		Change	
As of 30 April 2020			
Market Segment	Capitalization	March * 2020	April * 2019
Premium Equities Segment	1,317,503,002.56	11.21%	-29.04%
Standard Equities Segment	5,879,617,258.04	3.13%	-5.72%
Special Purpose Vehicles Segment	777,136,087.47	4.44%	28.87%
Total Capitalization of BSE Main Market	7,974,256,348.07	4.51%	-8.30%

* as of the end of the period

Issues admitted to trading on BSE Main Market			
Market Segment	Number of new issues	Number of delisted issues	Number of listed issues as of the end of the month
Premium Equities Segment	0	0	7
Standard Equities Segment	1	0	60
Special Purpose Vehicles Segment	0	0	15
Bonds Segment	0	0	70
Compensatory Instruments Segment	0	0	3
Exchange Traded Products Segment	0	0	14
Subscription Rights Segment	1	1	2
Initial Public Offering Segment	0	0	0
Government Securities Segment	0	0	16
TOTAL :	2	1	187

* as of the end of the period

BSE Indices

SOFIX

Value *	447.45
Monthly change	6.70%
Annual change	-22.19%
P/E **	3.68
P/B **	0.76

BGBX 40

Value *	94.75
Monthly change	4.84%
Annual change	-17.49%
P/E **	5.62
P/B **	1.28

BG TR30

Value *	461.39
Monthly change	5.61%
Annual change	-8.46%
P/E **	53.20
P/B **	1.17

BG REIT

Value *	132.94
Monthly change	6.29%
Annual change	10.09%
P/E **	33.74
P/B **	1.22

* Values as of 30 April 2020

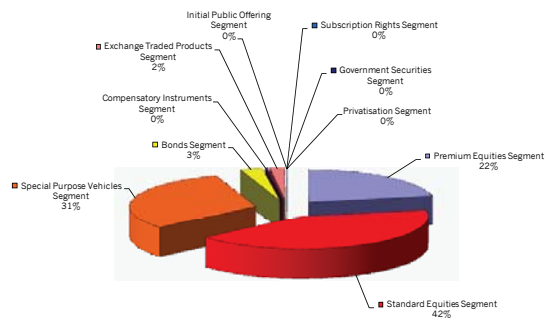
** P (prices) are weighted-average

** Financial reports data (ttm)

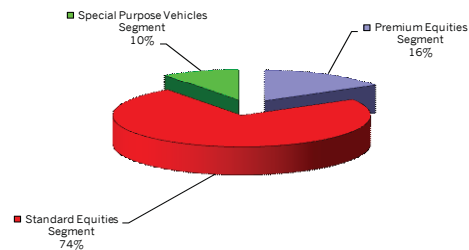
Monthly Trading by BSE Main Market Segments

Market Segment	April 2020			Change in turnover (%)	
	Trades	Turnover (BGN)	Volume (lots)	March 2020	April 2019
Premium Equities Segment	3,304	5,645,864	3,521,852	-32.39%	163.76%
Standard Equities Segment	2,575	10,729,471	5,774,759	-9.02%	25.51%
Special Purpose Vehicles Segment	960	8,026,757	1,707,396	16.54%	656.04%
Bonds Segment	25	725,534	632	-65.58%	571.82%
Compensatory Instruments Segment	22	71,871	175,868	-80.64%	-71.02%
Exchange Traded Products Segment	88	483,024	5,475,491	-45.79%	2181.61%
Subscription Rights Segment	56	25,034	21,326,504	10848.59%	n/a
Initial Public Offering Segment	0	0	0	n/a	n/a
Government Securities Segment	0	0	0	n/a	n/a
Privatisation Segment	0	0	0	n/a	n/a
TOTAL:	7,030	25,707,555	37,982,502	-15.44%	111.97%

Turnover by Segments of BSE Main Market



Capitalization by Segments of BSE Main Market



New issues admitted to trading on the BSE Main Market in April

Issue	Issuer	First Quotation Date	Trading Currency	Amount of the issue in the respective currency	Market Segment
11C	Eleven Capital AD-Sofia	22.04.2020	BGN	2,301,528	Standard Equities Segment

Daily-Average Trading by BSE Main Market Segments

Market Segment	April 2020			Change in turnover (%)	
	Trades	Turnover (BGN)	Volume (lots)	March 2020	April 2019
Premium Equities Segment	184	313,659	195,658	-21.13%	163.76%
Standard Equities Segment	143	596,082	320,820	6.15%	25.51%
Special Purpose Vehicles Segment	53	445,931	94,855	35.97%	656.04%
Bonds Segment	1	40,307	35	-59.84%	571.82%
Compensatory Instruments Segment	1	3,993	9,770	-77.41%	-71.02%
Exchange Traded Products Segment	5	26,835	304,194	-36.76%	2181.61%
Subscription Rights Segment	3	1,391	1,184,806	12673.36%	n/a
Initial Public Offering Segment	0	0	0	n/a	n/a
Government Securities Segment	0	0	0	n/a	n/a
Privatisation Segment	0	0	0	n/a	n/a
TOTAL:	391	1,428,197	2,110,139	-1.35%	111.97%

Number of trading sessions in April

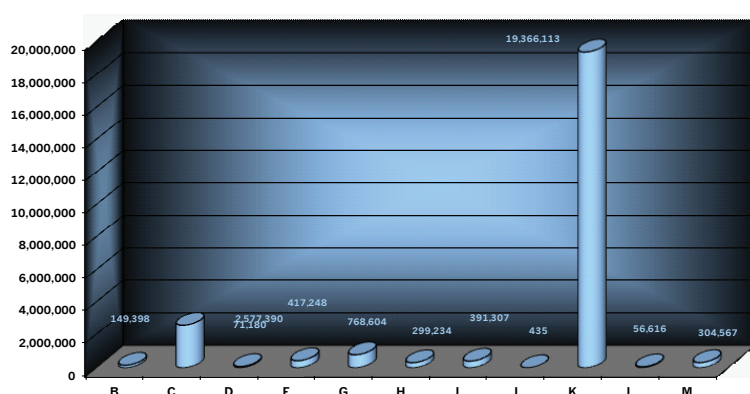
18

Monthly Average USD/BGN Exchange Rate

1.7999

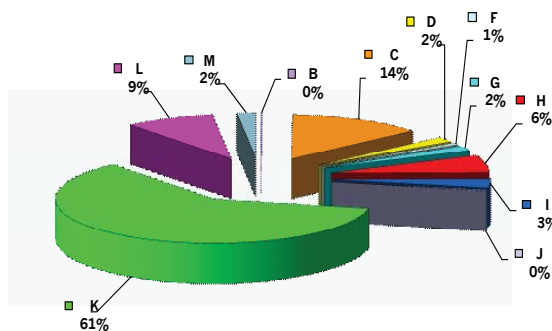
Trading by sections under NACE, Rev. 2		Trades	Volume (lots)	Turnover (BGN)
B	Mining and quarrying	3	28,728	149,398.10
C	Manufacturing	1,306	648,668	2,577,390.10
D	Electricity,gas,steam and air conditioning supply	34	297	71,180.00
F	Construction	265	145,547	417,247.92
G	Wholesale and retail trade; repair of motor vehicles and motorcycles	210	1,171,423	768,604.11
H	Transportation and storage	159	10,064	299,233.75
I	Accommodation and food service activities	67	12,829	391,306.80
J	Information and communication	1	25	435.00
K	Financial and insurance activities	4,581	8,468,629	19,366,113.31
L	Real estate activities	20	3,927	56,615.62
M	Professional, scientific and technical activities	193	513,870	304,567.07

Share of sections under NACE, Rev. 2 in the total turnover (BGN) on the BSE Main Market in April



- B Mining and quarrying
- C Manufacturing
- D Electricity,gas,steam and air conditioning supply
- F Construction
- G Wholesale and retail trade; repair of motor vehicles and motorcycles
- H Transportation and storage
- I Accommodation and food service activities
- J Information and communication
- K Financial and insurance activities
- L Real estate activities
- M Professional, scientific and technical activities

Share of sections under NACE, Rev. 2 in the total turnover on the BSE Main Market in the last 365 days



- B Mining and quarrying
- C Manufacturing
- D Electricity,gas,steam and air conditioning supply
- F Construction
- G Wholesale and retail trade; repair of motor vehicles and motorcycles
- H Transportation and storage
- I Accommodation and food service activities
- J Information and communication
- K Financial and insurance activities
- L Real estate activities
- M Professional, scientific and technical activities

TOP 5

Liquidity Ranking

Issuer	Trades	Volume (lots)	Turnover (BGN)
CB First Investment Bank AD-Sofia	1,142	917,982	2,169,449.53
Chimimport AD-Sofia	919	1,240,724	1,334,332.91
Advance Terrafund REIT-Sofia	564	632,717	1,054,943.09
Sopharma AD-Sofia	499	349,166	1,000,737.01
Doverie United Holding PLC-Sofia	467	244,078	903,337.40

TOP 5

Members

Trades		Turnover (BGN)	
Inv. Intermediary "Karoll" AD	4,954	Inv. Intermediary "Karoll" AD	8,530,743.62
Inv. Intermediary "Elana Trading" AD	3,087	CB "Central Cooperative Bank" AD	7,676,122.26
Inv. Intermediary "BenchMark Finance" AD	1,579	Inv. Intermediary "Elana Trading" AD	6,379,735.76
Inv. Intermediary "First Financial Brokerage House" EOOD	1,350	Inv. Intermediary "ABV Investments" EOOD	6,372,121.25
Inv. Intermediary "UG Market" AD	703	Inv. Intermediary "First Financial Brokerage House" EOOD	4,186,602.20

TOP 30

Capitalization as of 30 April 2020

Issues of shares on the BSE Main Market

Issue	Issuer	Nominal (BGN)	Amount (Shares)	Closing price (BGN)	Capitalization (BGN)
7TH	Tchaikapharma High Quality Medicines AD-Sofia	1.00	82,200,000	11.8000	969,960,000.00
3JR	Sopharma AD-Sofia	1.00	134,797,899	2.7600	372,042,201.24
3CZ	CEZ Distribution Bulgaria AD-Sofia	1.00	1,928,000	187.0000	360,536,000.00
GR6	Gradus AD-Stara Zagora	1.00	243,608,710	1.4400	350,796,542.40
5F4	CB First Investment Bank AD-Sofia	1.00	110,000,000	2.6000	286,000,000.00
OSP	Speedy AD-Sofia	1.00	5,377,619	52.0000	279,636,188.00
1VX	Velgraf Asset Management AD-Sofia	1.00	68,979,758	4.0000	275,919,032.00
6C4	Chimimport AD-Sofia	1.00	239,646,267	1.1100	266,007,356.37
5V2	Holding Varna AD-Varna	1.00	6,485,897	38.8000	251,652,803.60
5MH	M+S Hydraulic AD-Kazanlak	1.00	39,445,200	5.6000	220,893,120.00
4EH	Eurohold Bulgaria AD-Sofia	1.00	197,525,600	1.0600	209,377,136.00
SO5	Sopharma Trading AD-Sofia	1.00	34,276,050	5.2500	179,949,262.50
5MB	Monbat AD-Sofia	1.00	39,000,000	4.1000	159,900,000.00
6A6	Advance Terrafund REIT-Sofia	1.00	85,110,091	1.8200	154,900,365.62
5BN	CB Bulgarian American Credit Bank AD-Sofia	1.00	24,691,313	6.0000	148,147,878.00
4CF	CB Central Cooperative Bank AD-Sofia	1.00	127,129,970	1.1000	139,842,967.00
GTH	Galata Investment Company AD-Varna	1.00	68,571,234	1.9800	135,771,043.32
6AB	Albena AD-Albena	1.00	4,273,126	30.6000	130,757,655.60
EHN	Synthetica AD-Sofia	1.00	3,000,000	43.0000	129,000,000.00
6R2	Rodna Zemya Holding AD-Dobrich	1.00	56,010,597	2.3000	128,824,373.10
6S6	Sopharma Properties REIT-Sofia	1.00	21,415,928	5.9000	126,353,975.20
58E	Himsnab Bulgaria AD-Sofia	1.00	2,494,631	49.0000	122,236,919.00
5H4	Balkan and Sea Properties REIT-Varna	1.00	6,925,156	17.2000	119,112,683.20
94G	235 Holdings AD-Sofia	1.00	5,109,000	22.6000	115,463,400.00
5CQ	Capital Management SPV-Sofia	1.00	1,758,296	65.0000	114,289,240.00
5SR	Stara Planina Hold AD-Sofia	1.00	21,000,000	4.9000	102,900,000.00
1CZ	CEZ Electro Bulgaria AD-Sofia	10.00	5,000	19,600.0000	98,000,000.00
6N3	Holding Nov Vek AD-Sofia	1.00	5,610,437	17.2000	96,499,516.40
6AM	Alcomet AD-Shumen	1.00	17,952,959	5.1000	91,560,090.90
4ID	Industrial Holding Bulgaria PLC-Sofia	1.00	107,400,643	0.8200	88,068,527.26

Premium Equities Segment

Issue	Issuer	Nominal (BGN)	Amount (Shares)	Closing price (BGN)	Capitalisation (BGN)
3JR	Sopharma AD-Sofia	1.00	134,797,899	2.7600	372,042,201.24
4CF	CB Central Cooperative Bank AD-Sofia	1.00	127,129,970	1.1000	139,842,967.00
4KX	Korado Bulgaria AD-Strazhitsa	1.00	13,168,614	5.2500	69,135,223.50
5F4	CB First Investment Bank AD-Sofia	1.00	110,000,000	2.6000	286,000,000.00
5MB	Monbat AD-Sofia	1.00	39,000,000	4.1000	159,900,000.00
6C4	Chimimport AD-Sofia	1.00	239,646,267	1.1100	266,007,356.37
SKK	Sirma Group Holding JSC-Sofia	1.00	59,360,518	0.4140	24,575,254.45

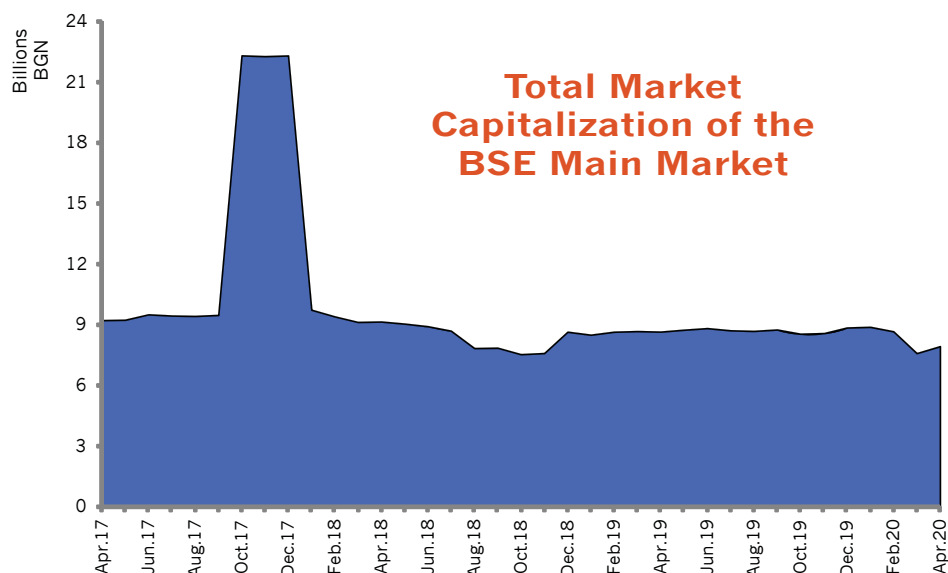
Standard Equities Segment

Issue	Issuer	Nominal (BGN)	Amount (Shares)	Closing price (BGN)	Capitalisation (BGN)
94G	235 Holdings AD-Sofia	1.00	5,109,000	22.6000	115,463,400.00
A72	Agria Group Holding AD-Varna	1.00	6,800,000	5.7500	39,100,000.00
6AB	Albena AD-Albena	1.00	4,273,126	30.6000	130,757,655.60
6AM	Alcomet AD-Shumen	1.00	17,952,959	5.1000	91,560,090.90
A4L	Allterco AD-Sofia	1.00	15,000,000	3.0800	46,200,000.00
A00	BG Agro AD-Varna	1.00	40,357,440	1.6000	64,571,904.00
5BP	Billboard AD-Sofia	1.00	15,000,000	0.2580	3,870,000.00
5BR	Bulgarian River Shipping AD-Ruse	1.00	35,708,674	0.4420	15,783,233.91
BSO	Bulgarian Stock Exchange-Sofia	1.00	6,582,860	4.7000	30,939,442.00
5BN	CB Bulgarian American Credit Bank AD-Sofia	1.00	24,691,313	6.0000	148,147,878.00
5CP	CB Texim Bank AD-Sofia	1.00	27,995,036	2.8000	78,386,100.80
3CZ	CEZ Distribution Bulgaria AD-Sofia	1.00	1,928,000	187.0000	360,536,000.00
1CZ	CEZ Electro Bulgaria AD-Sofia	10.00	5,000	19,600.0000	98,000,000.00
5DOV	Doverie United Holding PLC-Sofia	1.00	18,736,099	3.6000	67,449,956.40
OEA	Elana Agrocredit AD-Sofia	1.00	36,629,925	1.0700	39,194,019.75
11C	Eleven Capital AD-Sofia	1.00	2,301,528	6.5000	14,959,932.00
52E	Elhim Iskra AD-Pazardzhik	1.00	25,108,410	0.7000	17,575,887.00
57E	EMKA AD-Sevlievo	1.00	21,699,726	2.0000	43,399,452.00
5EO	Etropal AD-Etropole	1.00	5,000,000	5.7500	28,750,000.00
4EH	Eurohold Bulgaria AD-Sofia	1.00	197,525,600	1.0600	209,377,136.00
4F6	Fazerles AD-Silistra	1.00	515,000	16.6000	8,549,000.00
4F8	Formoplast AD-Kardzhali	1.00	3,798,905	5.6500	21,463,813.25
GTH	Galata Investment Company AD-Varna	1.00	68,571,234	1.9800	135,771,043.32
GR6	Gradus AD-Stara Zagora	1.00	243,608,710	1.4400	350,796,542.40
58E	Himsnab Bulgaria AD-Sofia	1.00	2,494,631	49.0000	122,236,919.00
6N3	Holding Nov Vek AD-Sofia	1.00	5,610,437	17.2000	96,499,516.40
4HS	Holding Sveta Sofia AD-Sofia	1.00	9,940,391	3.1000	30,815,212.10
5V2	Holding Varna AD-Varna	1.00	6,485,897	38.8000	251,652,803.60
4HE	Hydraulic Elements and Systems AD-Yambol	1.00	18,193,752	3.4000	61,858,756.80
4I8	Industrial Capital Holding AD-Sofia	1.00	15,864,544	1.4800	23,479,525.12
4ID	Industrial Holding Bulgaria PLC-Sofia	1.00	107,400,643	0.8200	88,068,527.26
6R1	Industry Development Holding JSC-Sofia	1.00	9,980,925	2.1800	21,758,416.50
4IN	Investor.BG AD-Sofia	1.00	4,782,362	17.4000	83,213,098.80
4L4	Lavena AD-Shumen	1.00	9,919,410	3.7400	37,098,593.40
5MH	M+S Hydraulic AD-Kazanlak	1.00	39,445,200	5.6000	220,893,120.00
178B	Neo London Capital PLC-Sofia	100.00	99,950	150.0000	14,992,500.00
3NB	Neochim AD-Dimitrograd	1.00	2,654,358	27.2000	72,198,537.60
5ODE	Odessos Shiprepair Yard AD-Varna	1.00	586,642	73.0000	42,824,866.00
4O1	Oil and Gas Exploration and Production AD-Sofia	1.00	12,228,062	5.7000	69,699,953.40
5PET	Petrol AD-Sofia	4.00	27,312,403	0.4300	11,744,333.29
P2B	Port Flot-Burgas AD-Burgas	1.00	10,000,000	4.0600	40,600,000.00
RGL	Regala Invest AD-Varna	1.00	18,428,734	2.8600	52,706,179.24
6R2	Rodna Zemlya Holding AD-Dobrich	1.00	56,010,597	2.3000	128,824,373.10

Issue	Issuer	Nominal (BGN)	Amount (Shares)	Closing price (BGN)	Capitalisation (BGN)
6S4	Severcoop Gamza Holding AD-Sofia	2.00	5,347,798	3.4000	18,182,513.20
6S5	Sila Holding AD-Sofia	1.00	36,852,997	2.2000	81,076,593.40
6SOA	Sofia Commerce-Pawn Brokerage AD-Sofia	1.00	2,172,315	5.5500	12,056,348.25
6SOP	Sofia Commerce-Pawn Brokerage AD-Sofia	1.00	201,154	5.6000	1,126,462.40
SO5	Sopharma Trading AD-Sofia	1.00	34,276,050	5.2500	179,949,262.50
OSP	Speedy AD-Sofia	1.00	5,377,619	52.0000	279,636,188.00
3NJ	SS Konstantine And Elena Holding AD-Varna	1.00	2,309,561	21.8000	50,348,429.80
5SR	Stara Planina Hold AD-Sofia	1.00	21,000,000	4.9000	102,900,000.00
6S7	Synergon Holding AD-Sofia	1.00	18,358,849	0.7300	13,401,959.77
EHN	Synthetica AD-Sofia	1.00	3,000,000	43.0000	129,000,000.00
7TH	Tchaikapharma High Quality Medicines AD-Sofia	1.00	82,200,000	11.8000	969,960,000.00
3TV	Toplivo AD-Sofia	1.00	5,416,829	2.2000	11,917,023.80
T57	Trace Group Hold AD-Sofia	1.00	24,200,000	3.0400	73,568,000.00
1VX	Velgraf Asset Management AD-Sofia	1.00	68,979,758	4.0000	275,919,032.00
4PX	Yuri Gagarin PLC-Plovdiv	1.00	1,003,904	6.5000	6,525,376.00
T43	Zarneni Hrani Bulgaria AD-Sofia	1.00	195,660,287	0.1630	31,892,626.78
3ZL	Zlatni Pyasatsi AD-Varna	1.00	6,493,577	1.6000	10,389,723.20

Special Purpose Vehicles Segment

Issue	Issuer	Nominal (BGN)	Amount (Shares)	Closing price (BGN)	Capitalisation (BGN)
5AX	Aktiv Properties REIT-Plovdiv	9.00	2,192,011	9.0000	19,728,099.00
5BD	Bulland Investments REIT-Sofia	1.00	15,008,125	1.0700	16,058,693.75
5BU	Bulgarian Real Estate Fund REIT-Sofia	1.00	34,641,925	1.8800	65,126,819.00
5CQ	Capital Management SPV-Sofia	1.00	1,758,296	65.0000	114,289,240.00
5EX	Exclusive Property REIT-Sofia	1.00	9,452,340	1.0000	9,452,340.00
5H4	Balkan and Sea Properties REIT-Varna	1.00	6,925,156	17.2000	119,112,683.20
6A6	Advance Terrafund REIT-Sofia	1.00	85,110,091	1.8200	154,900,365.62
6F3	FairPlay Properties REIT-Sofia	1.00	33,145,400	0.2600	8,617,804.00
6S6	Sopharma Properties REIT-Sofia	1.00	21,415,928	5.9000	126,353,975.20
6SB	Super Borovetz Property Fund REIT-Varna	1.00	23,379,995	2.5600	59,852,787.20
9BH	Bulgarian Receivables Fund SPE-Sofia	1.00	1,500,000	1.0200	1,530,000.00
BPY	Bravo Property Fund REIT-Sofia	1.00	36,700,000	1.0800	39,636,000.00
E7P	Expat Beta REIT-Sofia	1.00	5,143,190	0.9500	4,886,030.50
FAW	Finance Assistance Management SPV-Sofia	1.00	650,000		
RPR	Roi Property Fund REIT-Sofia	1.00	6,162,500	6.1000	37,591,250.00



Trade by Issues

April
2020

Premium Equities Segment

Issue	Issuer	Trades	Volume (lots)	Turnover (BGN)	Trading currency	Weighted & Corrected Values			Closing price	As from
						Average price	Min. price	Max. price		
3JR	Sopharma AD-Sofia	499	349,166	1,000,737.01	BGN	2.8660	2.7790	3.0405	2.7600	30.04.2020
4CF	CB Central Cooperative Bank AD-Sofia	347	394,135	419,475.70	BGN	1.0640	0.9355	1.1827	1.1000	30.04.2020
4KX	Korado Bulgaria AD-Strazhitsa	51	11,983	61,415.10	BGN	5.1250	5.0043	5.2500	5.2500	30.04.2020
5F4	CB First Investment Bank AD-Sofia	1,142	917,982	2,169,449.53	BGN	2.3630	1.7722	2.8051	2.6000	30.04.2020
5MB	Monbat AD-Sofia	198	110,971	455,184.70	BGN	4.1020	3.9348	4.3169	4.1000	30.04.2020
6C4	Chimimport AD-Sofia	919	1,240,724	1,334,332.91	BGN	1.0750	0.9361	1.2094	1.1100	30.04.2020
SKK	Sirma Group Holding JSC-Sofia	148	496,891	205,268.67	BGN	0.4130	0.3800	0.4375	0.4140	30.04.2020

Standard Equities Segment

Issue	Issuer	Trades	Volume (lots)	Turnover (BGN)	Trading currency	Weighted & Corrected Values			Closing price	As from
						Average price	Min. price	Max. price		
0EA	Elana Agrocredit AD-Sofia	80	109,138	113,616.94	BGN	1.0410	1.0000	1.0713	1.0700	30.04.2020
0SP	Speedy AD-Sofia	154	5,929	297,433.10	BGN	50.1660	49.3607	52.0000	52.0000	30.04.2020
11C	Eleven Capital AD-Sofia	12	3,629	24,719.45	BGN	6.8120	6.5497	7.3000	6.5000	30.04.2020
178B	Neo London Capital PLC-Sofia	1	2	300.00	BGN	150.0000	150.0000	150.0000	150.0000	27.04.2020
1CZ	CEZ Electro Bulgaria AD-Sofia	1	1	19,600.00	BGN	19,600.0000	19,600.0000	19,600.0000	19,600.0000	30.04.2020
1VX	Velgraf Asset Management AD-Sofia	1	100	400.00	BGN	4.0000	4.0000	4.0000	4.0000	22.04.2020
3CZ	CEZ Distribution Bulgaria AD-Sofia	33	296	51,580.00	BGN	174.2570	169.0000	184.6250	187.0000	29.04.2020
3NB	Neochim AD-Dimitrovgrad	148	20,741	476,909.00	BGN	22.9940	22.6483	27.2000	27.2000	30.04.2020
3NJ	SS Konstantine And Elena Holding AD-Varna	7	233	4,752.60	BGN	20.3970	19.0000	20.6039	21.8000	27.04.2020
3TV	Toplivo AD-Sofia	20	281,935	511,329.55	BGN	1.8140	1.8126	1.9685	2.2000	09.04.2020
3ZL	Zlatni Pyasatsi AD-Varna	1	200	320.00	BGN	1.6000	1.6000	1.6000	1.6000	15.04.2020
4EH	Eurohold Bulgaria AD-Sofia	121	1,766,185	1,824,584.85	BGN	1.0330	0.8836	1.1420	1.0600	29.04.2020
4F6	Fazerles AD-Silistra	2	355	6,012.60	BGN	16.9370	16.6000	17.0000	16.6000	30.04.2020
4F8	Formoplast AD-Kardzhali	11	27,350	154,528.00	BGN	5.6500	5.6500	5.7000	5.6500	29.04.2020
4HE	Hydraulic Elements and Systems AD-Yambol	59	14,228	47,749.80	BGN	3.3560	3.2720	3.4000	3.4000	30.04.2020
4HS	Holding Sveta Sofia AD-Sofia	1	75	232.50	BGN	3.1000	3.1000	3.1000	3.1000	06.04.2020
4I8	Industrial Capital Holding AD-Sofia	46	315,950	428,009.91	BGN	1.3550	1.3505	1.5900	1.4800	30.04.2020
4ID	Industrial Holding Bulgaria PLC-Sofia	28	98,167	78,514.52	BGN	0.8000	0.7901	0.8500	0.8200	28.04.2020
4IN	Investor.BG AD-Sofia	1	25	435.00	BGN	17.4000	17.4000	17.4000	17.4000	30.04.2020
4L4	Lavena AD-Shumen	26	7,645	28,177.30	BGN	3.6860	3.5333	3.7400	3.7400	29.04.2020
4O1	Oil and Gas Exploration and Production AD-Sofia	3	28,728	149,398.10	BGN	5.2000	5.2000	5.4273	5.7000	24.04.2020
4PX	Yuri Gagarin PLC-Plovdiv	7	366	1,742.62	BGN	4.7610	4.1200	6.4856	6.5000	28.04.2020
52E	Elhim Iskra AD-Pazardzhik	1	20,000	14,000.00	BGN	0.7000	0.7000	0.7000	0.7000	15.04.2020
57E	EMKA AD-Sevlievo	4	930	1,856.00	BGN	1.9960	1.9957	1.9957	2.0000	14.04.2020
58E	Himsnab Bulgaria AD-Sofia	4	980	48,020.00	BGN	49.0000	49.0000	49.0000	49.0000	30.04.2020
5BN	CB Bulgarian American Credit Bank AD-Sofia	5	300	1,806.50	BGN	6.0220	6.0000	6.0325	6.0000	24.04.2020
5BP	Billboard AD-Sofia	12	28,000	7,503.20	BGN	0.2680	0.2580	0.2860	0.2580	22.04.2020
5BR	Bulgarian River Shipping AD-Ruse	4	4,125	1,760.05	BGN	0.4270	0.4020	0.4500	0.4420	28.04.2020
5CP	CB Texim Bank AD-Sofia	5	234,500	656,600.00	BGN	2.8000	2.8000	2.8000	2.8000	14.04.2020
5DOV	Doverie United Holding PLC-Sofia	467	244,078	903,337.40	BGN	3.7010	3.5500	4.0775	3.6000	30.04.2020
5EO	Etropal AD-Etropole	11	1,262	7,266.90	BGN	5.7580	5.7500	5.8000	5.7500	27.04.2020
5MH	M+S Hydraulic AD-Kazanlak	61	11,112	60,636.05	BGN	5.4570	5.3000	5.6000	5.6000	30.04.2020
5ODE	Odosos Shiprepair Yard AD-Varna	10	169	12,646.00	BGN	74.8280	69.0000	76.8784	73.0000	30.04.2020
5PET	Petrol AD-Sofia	6	3,076	1,133.92	BGN	0.3690	0.3500	0.4300	0.4300	16.04.2020
5SR	Stara Planina Hold AD-Sofia	52	19,907	96,512.04	BGN	4.8480	4.6120	4.9349	4.9000	30.04.2020
5V2	Holding Varna AD-Varna	11	1,246	45,490.20	BGN	36.5090	36.0000	38.8000	38.8000	29.04.2020
6AB	Albena AD-Albena	66	12,629	390,986.80	BGN	30.9590	29.2689	31.9750	30.6000	30.04.2020
6AM	Alcomet AD-Shumen	187	42,918	223,876.22	BGN	5.2160	4.9800	5.4765	5.1000	30.04.2020
6N3	Holding Nov Vek AD-Sofia	4	4,245	73,021.00	BGN	17.2020	17.0000	17.4000	17.2000	22.04.2020
6R1	Industry Development Holding JSC-Sofia	3	46,107	100,513.26	BGN	2.1800	2.1800	2.1800	2.1800	30.04.2020
6R2	Rodna Zemya Holding AD-Dobrich	22	778,850	1,725,490.00	BGN	2.2150	2.2000	2.2816	2.3000	28.04.2020
6S4	Severcoop Gamza Holding AD-Sofia	5	14,292	48,600.00	BGN	3.4010	3.4000	3.5000	3.4000	24.04.2020

Trade by Issues

April
2020

Issue	Issuer	Trades	Volume (lots)	Turnover (BGN)	Trading currency	Weighted & Corrected Values			Closing price	As from
						Average price	Min. price	Max. price		
6S5	Sila Holding AD-Sofia	1	186	409.20	BGN	2.2000	2.2000	2.2000	2.2000	23.04.2020
6S7	Synergon Holding AD-Sofia	19	28,877	21,349.02	BGN	0.7390	0.6900	0.7950	0.7300	30.04.2020
6SOA	Sofia Commerce-Pawn Brokerage AD-Sofia	44	47,803	242,572.08	BGN	5.0740	5.0000	5.5656	5.5500	30.04.2020
6SOP	Sofia Commerce-Pawn Brokerage AD-Sofia	31	7,507	39,044.50	BGN	5.2010	5.0532	5.6460	5.6000	28.04.2020
7TH	Tchaikapharma High Quality Medicines AD-Sofia	19	1,472	17,149.60	BGN	11.6510	11.0000	11.8000	11.8000	28.04.2020
A4L	Allterco AD-Sofia	58	17,124	52,373.62	BGN	3.0580	3.0000	3.1400	3.0800	30.04.2020
A72	Agria Group Holding AD-Varna	33	13,350	74,578.95	BGN	5.5860	5.3000	5.7500	5.7500	29.04.2020
BSO	Bulgarian Stock Exchange-Sofia	24	3,961	17,102.84	BGN	4.3180	4.2343	4.7000	4.7000	30.04.2020
EHN	Synthetica AD-Sofia	10	6,480	277,380.00	BGN	42.8060	42.8019	43.0000	43.0000	29.04.2020
GR6	Gradus AD-Stara Zagora	181	465,726	671,998.62	BGN	1.4430	1.3989	1.4999	1.4400	30.04.2020
GTH	Galata Investment Company AD-Varna	1	200	396.00	BGN	1.9800	1.9800	1.9800	1.9800	27.04.2020
P2B	Port Flot-Burgas AD-Burgas	1	10	40.60	BGN	4.0600	4.0600	4.0600	4.0600	22.04.2020
RGL	Regala Invest AD-Varna	1	100	286.00	BGN	2.8600	2.8600	2.8600	2.8600	24.04.2020
SO5	Sopharma Trading AD-Sofia	106	24,617	129,159.70	BGN	5.2470	5.0994	5.2982	5.2500	30.04.2020
T43	Zarneni Hrani Bulgaria AD-Sofia	78	861,795	126,980.94	BGN	0.1470	0.1290	0.1690	0.1630	30.04.2020
T57	Trace Group Hold AD-Sofia	265	145,547	417,247.92	BGN	2.8670	2.5000	3.1069	3.0400	30.04.2020

Special Purpose Vehicles Segment

Issue	Issuer	Trades	Volume (lots)	Turnover (BGN)	Trading currency	Weighted & Corrected Values			Closing price	As from
						Average price	Min. price	Max. price		
5AX	Aktiv Properties REIT-Plovdiv	3	370	3,390.00	BGN	9.1620	9.0000	9.5000	9.0000	22.04.2020
5BD	Bulland Investments REIT-Sofia	9	137,056	124,833.72	BGN	0.9110	0.8701	1.0700	1.0700	24.04.2020
5BU	Bulgarian Real Estate Fund REIT-Sofia	256	292,884	498,295.79	BGN	1.7010	1.5734	1.8840	1.8800	30.04.2020
5CQ	Capital Management SPV-Sofia	29	73,225	4,759,625.00	BGN	65.0000	65.0000	65.0000	65.0000	30.04.2020
5EX	Exclusive Property REIT-Sofia	4	102,864	109,391.50	BGN	1.0630	0.9650	1.0700	1.0000	28.04.2020
5H4	Balkan and Sea Properties REIT-Varna	8	15,870	272,964.00	BGN	17.2000	17.2000	17.2000	17.2000	30.04.2020
6A6	Advance Terrafund REIT-Sofia	564	632,717	1,054,943.09	BGN	1.6670	1.5940	1.7980	1.8200	30.04.2020
6F3	FairPlay Properties REIT-Sofia	16	28,497	7,468.38	BGN	0.2620	0.2546	0.3000	0.2600	30.04.2020
6S6	Sopharma Properties REIT-Sofia	33	26,899	159,763.80	BGN	5.9390	5.8075	6.1000	5.9000	30.04.2020
6SB	Super Borovetz Property Fund REIT-Varna	28	388,150	993,664.00	BGN	2.5600	2.5600	2.5600	2.5600	08.04.2020
BPY	Bravo Property Fund REIT-Sofia	5	2,312	2,461.02	BGN	1.0320	1.0181	1.0800	1.0800	21.04.2020
E7P	Expat Beta REIT-Sofia	1	2	1.90	BGN	0.9500	0.9500	0.9500	0.9500	24.04.2020
RPR	Roi Property Fund REIT-Sofia	4	6,550	39,955.00	BGN	6.1000	6.1000	6.1000	6.1000	03.04.2020

Bonds Segment

Issue	Issuer	Trades	Volume (lots)	Turnover (BGN)	Trading currency	Clean Prices (% of nominal)				As from
						Average price	Min. price	Max. price	Closing price	
ODC1	Delta Credit SPV-Sofia	1	1	973.78	BGN	96.0000	96.0000	96.0000	96.0000	15.04.2020
OE2	Elana Agrocredit AD-Sofia	2	30	34,723.62	EUR	98.5000	98.5000	98.5020	98.5020	28.04.2020
229F	Elana Financial Holding AD-Sofia	1	24	45,149.70	EUR	96.0000	96.0000	96.0000	96.0000	30.04.2020
4HSA	Holding Sveta Sofia AD-Sofia	3	243	250,552.92	BGN	101.1000	101.1000	101.1000	101.1000	07.04.2020
5MBA	Monbat AD-Sofia	9	49	87,659.98	EUR	90.6700	90.2439	93.0000	90.0000	28.04.2020
8AVA	Asterion Bulgaria AD-Sofia	1	1	1,108.63	EUR	100.0000	100.0000	100.0000	100.0000	14.04.2020
8AVB	Avto Union AD-Sofia	1	1	902.48	BGN	99.8000	99.8000	99.8000	99.8000	15.04.2020
BOHB	BGI Group AD-Sofia	1	1	1,003.99	BGN	99.0000	99.0000	99.0000	99.0000	07.04.2020
BPYC	Bravo Property Fund REIT-Sofia	2	240	236,329.05	BGN	100.0000	100.0000	100.0000	100.0000	01.04.2020
BULA	Bulgarplod-Sofia AD-Sofia	1	10	10,091.26	BGN	99.0000	99.0000	99.0000	99.0000	22.04.2020
GCON	GPS Control EAD-Sofia	1	1	1,604.59	EUR	98.0500	98.0500	98.0500	98.0500	15.04.2020
S28H	Starcom Holding AD-Etropole	1	1	996.67	BGN	100.0000	100.0000	100.0000	100.0000	16.04.2020
ZAFA	Zagora Fininvest AD-Sofia	1	30	54,437.31	EUR	100.3000	100.3000	100.3000	100.3000	07.04.2020

Trade by Issues

April
2020

Compensatory Instruments Segment

Issue	Issuer	Trades	Volume (lots)	Turnover (BGN)	Trading currency	Weighted Values			Closing price	As from
						Average price	Min. price	Max. price		
BLKB	Housing compensation notes under the CONP Act	5	65,502	11,518.60	BGN	0.1760	0.1729	0.1800	0.1800	23.04.2020
BLKC	Registered compensation vouchers under the OUFL Act and RLFLFF Act	9	66,866	53,536.17	BGN	0.8010	0.7556	0.8300	0.7400	22.04.2020
BLKD	Compensation notes under the CONP Act	8	43,500	6,816.00	BGN	0.1570	0.1400	0.1696	0.1650	21.04.2020

Exchange Traded Products Segment

Issue	Issuer	Trades	Volume (lots)	Turnover (BGN)	Trading currency	Weighted Values			Closing price	As from
						Average price	Min. price	Max. price		
6F3N	FairPlay Properties REIT-Sofia	1	5,000,000	5,000.00	BGN	0.0010	0.0010	0.0010	0.0010	08.04.2020
BGX	Expat Bulgaria SOFIX UCITS ETF	47	210,420	162,371.01	BGN	0.7720	0.7266	0.7859	0.7850	28.04.2020
BGXS	Expat Bulgaria Short SOFIX	17	42,350	50,197.70	BGN	1.1850	1.1707	1.2600	1.1840	23.04.2020
CZX	Expat Czech PX UCITS ETF	1	170	228.42	EUR	0.6870	0.6870	0.6870	0.6870	06.04.2020
GRX	Expat Greece ASE UCITS ETF	6	63,334	74,755.27	EUR	0.6030	0.5989	0.6860	0.6860	28.04.2020
HUBE	Expat Hungary BUX UCITS ETF	3	24,000	33,327.47	EUR	0.7100	0.7100	0.7100	0.7120	06.04.2020
MKK1	Expat Macedonia MBI10 UCITS ETF	5	14,307	31,735.97	EUR	1.1340	1.1310	1.2880	1.2750	23.04.2020
PLX	Expat Poland WIG20 UCITS ETF	6	120,610	124,902.64	EUR	0.5300	0.5295	0.5295	0.5330	01.04.2020
ROX	Expat Romania BET UCITS ETF	1	100	195.19	EUR	0.9980	0.9980	0.9980	0.9980	07.04.2020
SLQX	Expat Slovenia SBI TOP UCITS ETF	1	200	310.59	EUR	0.7940	0.7940	0.7940	0.7940	23.04.2020

Subscription Rights Segment

Issue	Issuer	Trades	Volume (lots)	Turnover (BGN)	Trading currency	Weighted Values			Closing price	As from
						Average price	Min. price	Max. price		
5CP1	CB Texim Bank AD-Sofia	45	20,859,698	21,018.76	BGN	0.0010	0.0010	0.0010	0.0015	29.04.2020
6ST1	Elana Agricultural Land Fund REIT-Sofia	2	72,540	72.54	BGN	0.0010	0.0010	0.0010	0.0010	01.04.2020
RBL2	Real Bulland JSC-Sofia	9	394,266	3,942.66	BGN	0.0100	0.0100	0.0100	0.0100	22.04.2020

Government Securities Segment (No trades in the reported period)

IPO Segment (No trades in the reported period)

Privatisation Segment (No trades in the reported period)

Total trading statistics on a regulated market with indices components

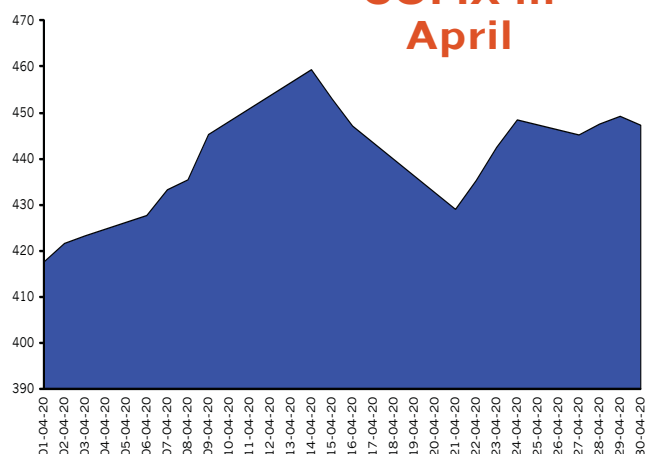
Index	Volume Traded		Value Traded		Trades	
	Total volume (lots)	% of total volume	Total turnover (BGN)	% of total turnover	All trades #	% of all trades
SOFIX	4,900,582	44.53%	9,293,511.30	38.08%	4,871	71.22%
BGBX 40	9,527,078	86.58%	15,912,517.53	65.21%	6,541	95.64%
BG REIT	1,351,951	12.29%	3,599,817.88	14.75%	868	12.69%
BG TR30	8,552,491	77.72%	19,616,844.25	80.39%	5,845	85.47%
CGIX *	1,827,601	16.61%	3,338,273.88	13.68%	1,785	26.10%

Market capitalisation of indices components

Index	Total (BGN)	% of total capitalization
SOFIX	2,695,532,334.24	33.80%
BGBX 40	5,915,947,619.31	74.19%
BG REIT	508,663,583.82	6.38%
BG TR30	4,888,889,065.13	61.31%
CGIX *	1,116,850,405.97	14.01%

* CGIX is an index of the National Corporate Governance Commission, which is just computed and promoted by BSE as from September 19, 2011.

SOFIX in April

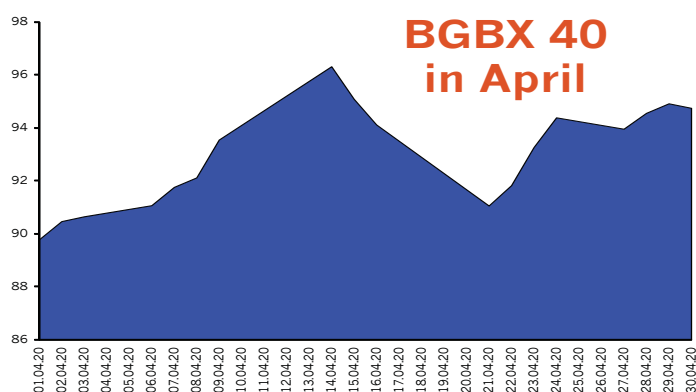


SOFIX Components

Issuer	Min. price	Max. price	Volume (lots)	Trades	Turnover (BGN)
Advance Terrafund REIT-Sofia	1.5600	1.8200	632,717	564	1,054,943.09
Albena AD-Albena	28.8000	32.4000	12,629	66	390,986.80
Gradus AD-Stara Zagora	1.3900	1.5200	465,726	181	671,998.62
Doverie United Holding PLC-Sofia	3.5000	4.1900	244,078	467	903,337.40
Elana Agrocredit AD-Sofia	0.9900	1.0800	109,138	80	113,616.94
Industrial Holding Bulgaria PLC-Sofia	0.7700	0.8500	98,167	28	78,514.52
Monbat AD-Sofia	3.9000	4.3800	110,971	198	455,184.70
M+S Hydraulic AD-Kazanlak	5.3000	5.6000	11,112	61	60,636.05
Sopharma AD-Sofia	2.7600	3.0900	349,166	499	1,000,737.01
Stara Planina Hold AD-Sofia	4.6000	4.9600	19,907	52	96,512.04
CB First Investment Bank AD-Sofia	1.7300	2.9600	917,982	1,142	2,169,449.53
CB Central Cooperative Bank AD-Sofia	0.9200	1.2300	394,135	347	419,475.70
Bulgarian Real Estate Fund REIT-Sofia	1.5700	1.9000	292,884	256	498,295.79
Chimimport AD-Sofia	0.9200	1.2400	1,240,724	919	1,334,332.91
Holding Varna AD-Varna	36.0000	38.8000	1,246	11	45,490.20

BGBX 40 Components

Issuer	Min. price	Max. price	Volume (lots)	Trades	Turnover (BGN)
Agria Group Holding AD-Varna	5.3000	5.7500	13,350	33	74,578.95
Advance Terrafund REIT-Sofia	1.5600	1.8200	632,717	564	1,054,943.09
Aktiv Properties REIT-Plovdiv	9.0000	9.5000	370	3	3,390.00
Albena AD-Albena	28.8000	32.4000	12,629	66	390,986.80
Alcomet AD-Shumen	4.9000	5.7000	42,918	187	223,876.22
Allterco AD-Sofia	3.0000	3.1800	17,124	58	52,373.62
Bulgarian Stock Exchange-Sofia	4.0200	4.7000	3,961	24	17,102.84
Velgraf Asset Management AD-Sofia	4.0000	4.0000	100	1	400.00
Gradus AD-Stara Zagora	1.3900	1.5200	465,726	181	671,998.62
Doverie United Holding PLC-Sofia	3.5000	4.1900	244,078	467	903,337.40
Eurohold Bulgaria AD-Sofia	0.8650	1.1500	1,766,185	121	1,824,584.85
Elana Agrocredit AD-Sofia	0.9900	1.0800	109,138	80	113,616.94
Zarneni Hrani Bulgaria AD-Sofia	0.1290	0.1750	861,795	78	126,980.94
Industrial Capital Holding AD-Sofia	1.3500	1.5900	315,950	46	428,009.91
Industrial Holding Bulgaria PLC-Sofia	0.7700	0.8500	98,167	28	78,514.52
Odessos Shiprepair Yard AD-Varna	69.0000	77.0000	169	10	12,646.00
Korado Bulgaria AD-Strazhitsa	5.0000	5.2500	11,983	51	61,415.10
Monbat AD-Sofia	3.9000	4.3800	110,971	198	455,184.70
M+S Hydraulic AD-Kazanlak	5.3000	5.6000	11,112	61	60,636.05
Neochim AD-Dimitrograd	22.4000	27.2000	20,741	148	476,909.00
Rodna Zemya Holding AD-Dobrich	2.2000	2.3000	778,850	22	1,725,490.00
Synergon Holding AD-Sofia	0.6900	0.7950	28,877	19	21,349.02
Sirma Group Holding JSC-Sofia	0.3800	0.4400	496,891	148	205,268.67
Sopharma AD-Sofia	2.7600	3.0900	349,166	499	1,000,737.01
Sopharma Properties REIT-Sofia	5.8000	6.1000	26,899	33	159,763.80
Sopharma Trading AD-Sofia	5.0500	5.3500	24,617	106	129,159.70
Sofia Commerce-Pawn Brokerage AD-Sofia	4.9400	5.6000	47,803	44	242,572.08
Speedy AD-Sofia	49.2000	52.5000	5,929	154	297,433.10
Stara Planina Hold AD-Sofia	4.6000	4.9600	19,907	52	96,512.04
CB First Investment Bank AD-Sofia	1.7300	2.9600	917,982	1,142	2,169,449.53
CB Central Cooperative Bank AD-Sofia	0.9200	1.2300	394,135	347	419,475.70
Trace Group Hold AD-Sofia	2.5000	3.1600	145,547	265	417,247.92
Bulgarian Real Estate Fund REIT-Sofia	1.5700	1.9000	292,884	256	498,295.79
Hydraulic Elements and Systems AD-Yambol	3.2600	3.4000	14,228	59	47,749.80
Chimimport AD-Sofia	0.9200	1.2400	1,240,724	919	1,334,332.91
Holding Varna AD-Varna	36.0000	38.8000	1,246	11	45,490.20
Holding Sveta Sofia AD-Sofia	3.1000	3.1000	75	1	232.50
Tchaikapharma High Quality Medicines AD-Sofia	11.0000	11.8000	1,472	19	17,149.60
CEZ Distribution Bulgaria AD-Sofia	165.0000	187.0000	296	33	51,580.00
Yuri Gagarin PLC-Plovdiv	4.1200	6.5000	366	7	1,742.62

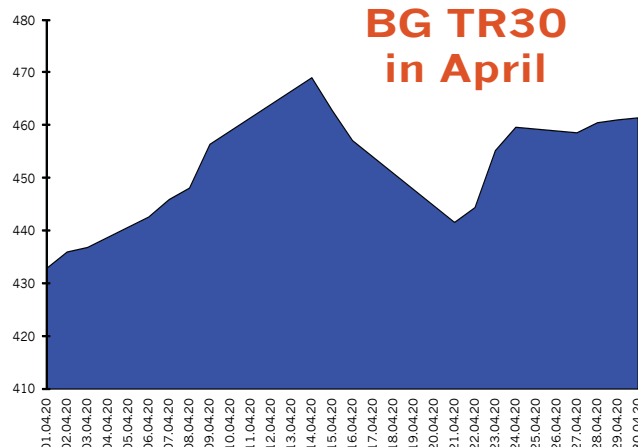
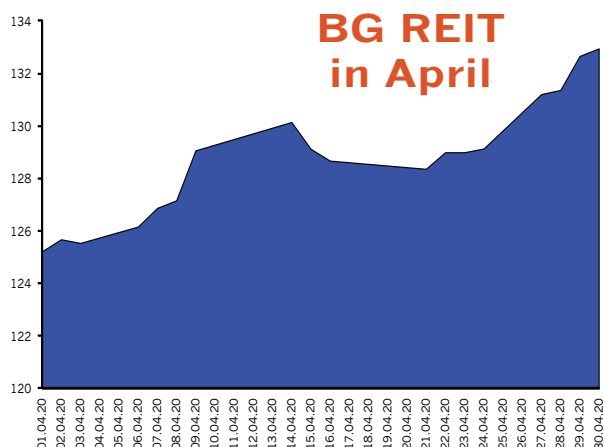


BG REIT Components

Issuer	Min. price	Max. price	Volume (lots)	Trades	Turnover (BGN)
Advance Terrafund REIT-Sofia	1.5600	1.8200	632,717	564	1,054,943.09
Aktiv Properties REIT-Plovdiv	9.0000	9.5000	370	3	3,390.00
Balkan and Sea Properties REIT-Varna	17.2000	17.2000	15,870	8	272,964.00
Roi Property Fund REIT-Sofia	6.1000	6.1000	6,550	4	39,955.00
Super Borovetz Property Fund REIT-Varna	2.5600	2.5600	388,150	28	993,664.00
Bulgarian Real Estate Fund REIT-Sofia	1.5700	1.9000	292,884	256	498,295.79
CCB Real Estate Fund REIT-Sofia	47.8000	48.6000	15,410	5	736,606.00

BG TR30 Components

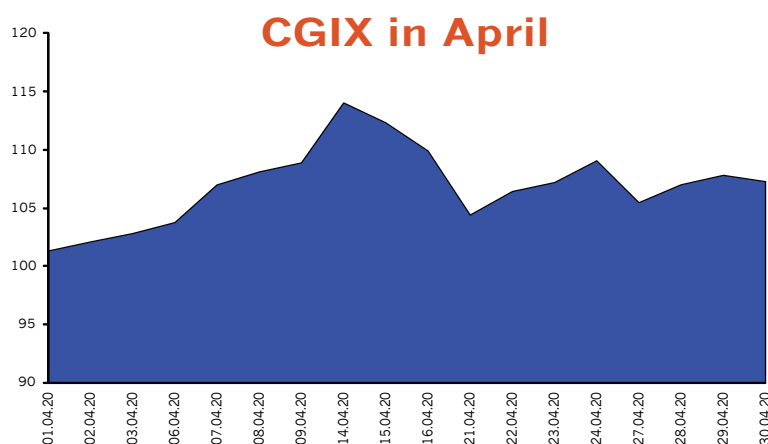
Issuer	Min. price	Max. price	Volume (lots)	Trades	Turnover (BGN)
Advance Terrafund REIT-Sofia	1.5600	1.8200	632,717	564	1,054,943.09
Aktiv Properties REIT-Plovdiv	9.0000	9.5000	370	3	3,390.00
Albena AD-Albena	28.8000	32.4000	12,629	66	390,986.80
Balkan and Sea Properties REIT-Varna	17.2000	17.2000	15,870	8	272,964.00
Velgraf Asset Management AD-Sofia	4.0000	4.0000	100	1	400.00
Gradus AD-Stara Zagora	1.3900	1.5200	465,726	181	671,998.62
Doverie United Holding PLC-Sofia	3.5000	4.1900	244,078	467	903,337.40
Eurohold Bulgaria AD-Sofia	0.8650	1.1500	1,766,185	121	1,824,584.85
Elana Agrocredit AD-Sofia	0.9900	1.0800	109,138	80	113,616.94
Galata Investment Company AD-Varna	1.9800	1.9800	200	1	396.00
Industrial Capital Holding AD-Sofia	1.3500	1.5900	315,950	46	428,009.91
Industrial Holding Bulgaria PLC-Sofia	0.7700	0.8500	98,167	28	78,514.52
Capital Management SPV-Sofia	65.0000	65.0000	73,225	29	4,759,625.00
M+S Hydraulic AD-Kazanlak	5.3000	5.6000	11,112	61	60,636.05
Monbat AD-Sofia	3.9000	4.3800	110,971	198	455,184.70
Rodna Zemya Holding AD-Dobrich	2.2000	2.3000	778,850	22	1,725,490.00
Sirma Group Holding JSC-Sofia	0.3800	0.4400	496,891	148	205,268.67
Sopharma AD-Sofia	2.7600	3.0900	349,166	499	1,000,737.01
Sopharma Properties REIT-Sofia	5.8000	6.1000	26,899	33	159,763.80
Sopharma Trading AD-Sofia	5.0500	5.3500	24,617	106	129,159.70
Speedy AD-Sofia	49.2000	52.5000	5,929	154	297,433.10
Stara Planina Hold AD-Sofia	4.6000	4.9600	19,907	52	96,512.04
CB First Investment Bank AD-Sofia	1.7300	2.9600	917,982	1,142	2,169,449.53
CB Central Cooperative Bank AD-Sofia	0.9200	1.2300	394,135	347	419,475.70
Trace Group Hold AD-Sofia	2.5000	3.1600	145,547	265	417,247.92
Bulgarian Real Estate Fund REIT-Sofia	1.5700	1.9000	292,884	256	498,295.79
Chimimport AD-Sofia	0.9200	1.2400	1,240,724	919	1,334,332.91
Himsnab Bulgaria AD-Sofia	49.0000	49.0000	980	4	48,020.00
Holding Varna AD-Varna	36.0000	38.8000	1,246	11	45,490.20
CEZ Distribution Bulgaria AD-Sofia	165.0000	187.0000	296	33	51,580.00



Corporate Governance Index CGIX

CGIX Components

Issuer	Min. price	Max. price	Volume (lots)	Trades	Turnover (BGN)
Albena AD-Albena	28.8000	32.4000	12,629	66	390,986.80
Bulgarian Stock Exchange-Sofia	4.0200	4.7000	3,961	24	17,102.84
Industrial Holding Bulgaria PLC-Sofia	0.7700	0.8500	98,167	28	78,514.52
Korado Bulgaria AD-Strazhitsa	5.0000	5.2500	11,983	51	61,415.10
Monbat AD-Sofia	3.9000	4.3800	110,971	198	455,184.70
Sopharma AD-Sofia	2.7600	3.0900	349,166	499	1,000,737.01
Chimimport AD-Sofia	0.9200	1.2400	1,240,724	919	1,334,332.91



CGIX is the index of the companies enjoying good corporate governance as selected by the National Corporate Governance Commission.

The starting date of calculation of the CGIX is September 19, 2011.

CGIX is an index of the National Corporate Governance Commission but is currently computed and promoted by BSE.

The Rules on calculating the Corporate Governance Index (CGIX) are available in Bulgarian at http://download.bse-sofia.bg/others/CGIX_Index_Rules_BG.pdf

Premium Equities Segment* (based on non-consolidated reports**)

Issue	Issuer	P / E	P / S	P / B	P / EBIT	ROA	EBIT / Total Asts.	ROE	EBIT / Equity	Current Ratio	Debt / Equity	Assets Turnover
4CF	CB Central Cooperative Bank AD-Sofia	3.44	0.78	0.25		0.01		0.07			0.91	
5F4	CB First Investment Bank AD-Sofia	2.18	0.67	0.30		0.01		0.14			0.91	
6C4	Chimimport AD-Sofia	7.28	4.58	0.21	6.17	0.02	0.03	0.03	0.03	2.58	0.17	0.04
4KX	Korado Bulgaria AD-Strazhitsa	16.22	1.63	3.33	11.69	0.14	0.16	0.20	0.22	4.02	0.27	1.38
5MB	Monbat AD-Sofia	20.51	0.44	0.96	8.21	0.02	0.04	0.05	0.08	1.38	0.57	0.99
SKK	Sirma Group Holding JSC-Sofia	14.23	4.77	0.34	8.72	0.02	0.02	0.02	0.03	0.29	0.22	0.05
3JR	Sopharma AD-Sofia	9.67	1.39	0.66	5.75	0.05	0.06	0.07	0.08	1.46	0.24	0.37

Premium Equities Segment* (based on consolidated reports**)

Issue	Issuer	P / E	P / S	P / B	P / EBIT	ROA	EBIT / Total Asts.	ROE	EBIT / Equity	Current Ratio	Debt / Equity	Assets Turnover
4CF	CB Central Cooperative Bank AD-Sofia	3.26	0.70	0.25		0.01		0.08			0.91	
5F4	CB First Investment Bank AD-Sofia	2.05	0.64	0.29		0.01		0.15			0.91	
6C4	Chimimport AD-Sofia	3.56	0.02	0.18	1.12	0.01	0.01	0.05	0.08	1.13	0.83	1.57
4KX	Korado Bulgaria AD-Strazhitsa											
5MB	Monbat AD-Sofia	11.94	0.47	0.73	4.45	0.03	0.04	0.06	0.08	1.53	0.53	0.73
SKK	Sirma Group Holding JSC-Sofia	6.31	0.41	0.27	2.43	0.03	0.04	0.04	0.05	0.90	0.27	0.41
3JR	Sopharma AD-Sofia	3.83	0.27	0.62	2.35	0.08	0.09	0.18	0.20	1.13	0.51	1.18

Standard Equities Segment* (based on non-consolidated reports**)

Issue	Issuer	P / E	P / S	P / B	P / EBIT	ROA	EBIT / Total Asts.	ROE	EBIT / Equity	Current Ratio	Debt / Equity	Assets Turnover
94G	235 Holdings AD-Sofia			23.08						0.71	0.01	
A72	Agria Group Holding AD-Varna	62.26	10.25	0.71	16.06	0.01	0.02	0.01	0.04	0.94	0.57	0.03
6AB	Albena AD-Albena	7.57	1.31	0.26	3.31	0.03	0.03	0.04	0.04	0.61	0.19	0.16
6AM	Alcomet AD-Shumen	9.69	0.26	0.41	3.40	0.02	0.03	0.04	0.05	1.31	0.43	0.94
A4L	Allterco AD-Sofia	10.16	4.74	2.28	9.40	0.19	0.20	0.23	0.25	7.07	0.18	0.41
A00	BG Agro AD-Varna	500.55	79.33	1.27	436.29					10.22		0.02
5BP	Billboard AD-Sofia	9.51	0.46	0.20	2.11	0.01	0.03	0.02	0.04	1.72	0.37	0.28
5BR	Bulgarian River Shipping AD-Ruse	12.77	1.34	0.23	4.94	0.01	0.02	0.02	0.02	0.59	0.18	0.14
BSO	Bulgarian Stock Exchange-Sofia	76.77	8.57	2.89	62.76	0.03	0.03	0.04	0.03	6.18	0.07	0.30
5BN	CB Bulgarian American Credit Bank AD-Sofia	10.03	2.91	0.75		0.01		0.08			0.88	
5CP	CB Texim Bank AD-Sofia	42.58	5.04	2.05		0.01		0.05			0.89	
3CZ	CEZ Distribution Bulgaria AD-Sofia	18.99	0.99	0.58	3.46	0.02	0.03	0.03	0.04	0.60	0.34	0.39
1CZ	CEZ Electro Bulgaria AD-Sofia	5.13	0.15	0.62	4.40	0.06	0.07	0.13	0.14	2.01	0.50	2.13
5DOV	Doverie United Holding PLC-Sofia	52.74	14.14	2.03	30.83	0.02	0.03	0.04	0.06	0.42	0.50	0.07
0EA	Elana Agrocredit AD-Sofia	13.99	8.55	0.91	10.82	0.05	0.06	0.07	0.09	6.04	0.27	0.08
11C	Eleven Capital AD-Sofia											
52E	Elhim Iskra AD-Pazardzhik	1351.97	0.56	0.49	9.19					11.31	0.11	0.79
57E	EMKA AD-Sevlievo	12.08	0.45	1.01	7.02	0.08	0.09	0.09	0.10	8.30	0.10	2.11
5EO	Etropal AD-Etropole	3194.44	4.27	5.65	35.80		0.02		0.05	0.90	0.63	0.50
4EH	Eurohold Bulgaria AD-Sofia		23.40	0.63	44.24					0.02	0.45	0.01
4F6	Fazerles AD-Silistra		0.52	0.40	13.36					15.03	0.07	0.72
4F8	Formoplast AD-Kardzhali		13.98	8.88	152.23					3.21	0.18	0.51
GTH	Galata Investment Company AD-Varna	5028.54	784.80	1.76	3669.48					4.29	0.01	
GR6	Gradus AD-Stara Zagora	29.71	28.05	1.11	29.73	0.04	0.04	0.04	0.04	827.09		0.04
58E	Himsnab Bulgaria AD-Sofia	77.77	111.75	1.41	68.64	0.01	0.02	0.02	0.02	3.00	0.21	0.01
6N3	Holding Nov Vek AD-Sofia	32.93	14.89	1.70	18.86	0.02	0.04	0.06	0.10	4.52	0.47	0.05
4HS	Holding Sveta Sofia AD-Sofia	21.39	6.56	0.84	10.27	0.02	0.03	0.04	0.08	1.48	0.66	0.05
5V2	Holding Varna AD-Varna	142.66	33.55	1.30	47.16	0.01	0.02	0.01	0.02	2.67	0.23	0.03

* Ratios are calculated on the base of the last weighted-average price as of the end of the month

** Financial reports data (ttm)

Methodology for Calculation of Financial Ratios is available at http://download.bse-sofia.bg/pdf/methodology_en.pdf

Financial Ratios

April
2020

Issue	Issuer	P / E	P / S	P / B	P / EBIT	ROA	EBIT / Total Asts.	ROE	EBIT / Equity	Current Ratio	Debt / Equity	Assets Turnover
4HE	Hydraulic Elements and Systems AD	14.52	1.04	1.53	7.65	0.09	0.10	0.11	0.12	2.51	0.19	1.24
4I8	Industrial Capital Holding AD-Sofia	15.26	7.17	0.95	14.82	0.06	0.06	0.06	0.06	9.67	0.04	0.12
4ID	Industrial Holding Bulgaria PLC-Sofia	7.10	6.38	0.34	6.80	0.05	0.05	0.05	0.05	1.06	0.06	0.05
6R1	Industry Development Holding JSC-Sofia	7.77	4.00	0.94	4.40	0.05	0.09	0.13	0.23	3.12	0.58	0.10
4IN	Investor.BG AD-Sofia	1280.10	7.40	2.07	297.17					2.08	0.16	0.24
4L4	Lavena AD-Shumen	23.78	1.91	1.71	12.53	0.05	0.06	0.07	0.09	3.76	0.34	0.62
5MH	M+S Hydraulic AD-Kazanlak	18.00	2.06	2.67	10.37	0.13	0.14	0.16	0.17	2.77	0.18	1.10
178B	Neo London Capital PLC-Sofia			0.87	66.11					10.24	0.59	
3NB	Neochim AD-Dimitrovgrad		0.28	0.91						1.13	0.37	1.99
5ODE	Odessos Shiprepair Yard AD-Varna	6.03	0.90	0.63	4.39	0.10	0.11	0.11	0.12	3.10	0.08	0.67
4O1	Oil and Gas Exploration and Production AD-Sofia	20.61	2.63	0.71	7.41	0.03	0.03	0.03	0.04	2.11	0.23	0.21
5PET	Petrol AD-Sofia		0.02	0.90	30.50					1.33	0.90	4.21
P2B	Port Flot-Burgas AD-Burgas											
RGL	Regala Invest AD-Varna			2.27						1.85	0.15	
6R2	Rodna Zemlya Holding AD-Dobrich	1128.26	11.25	1.64	34.50		0.02		0.04	2.36	0.43	0.06
6S4	Severcoop Gamza Holding AD-Sofia	34.83	5.62	0.79	8.83	0.01	0.04	0.02	0.09	2.21	0.62	0.06
6S5	Sila Holding AD-Sofia	99.36	36.15	1.53	50.77	0.01	0.02	0.02	0.03	4.09	0.35	0.03
6SOA	Sofia Commerce-Pawn Brokerage AD-Sofia	7.49	2.07	1.14	6.58	0.14	0.16	0.16	0.18	10.69	0.10	0.52
S05	Sopharma Trading AD-Sofia	8.72	0.22	1.83	5.46	0.05	0.06	0.23	0.30	1.12	0.76	2.00
OSP	Speedy AD-Sofia	15.77	1.87	4.30	7.97	0.13	0.16	0.30	0.37	0.80	0.56	1.08
3NJ	SS Konstantine And Elena Holding AD	21.54	5.43	1.24	12.46	0.03	0.05	0.06	0.09	1.54	0.46	0.13
5SR	Stara Planina Hold AD-Sofia	16.01	13.47	2.60	16.01	0.14	0.14	0.16	0.16	0.99	0.12	0.17
6S7	Synergion Holding AD-Sofia		7.55	0.11						0.23	0.31	0.01
EHN	Synthetica AD-Sofia		42.83	7.96	236.26		0.01		0.03	0.76	0.75	0.05
7TH	Tchaikapharma High Quality Medicines AD-Sofia	359.33	26.57	10.05	137.46	0.02	0.03	0.03	0.03	4.64	0.18	0.30
3TV	Toplivo AD-Sofia		0.05	0.10	24.57					2.07	0.38	1.23
T57	Trace Group Hold AD-Sofia	5.10	0.44	0.62	4.00	0.08	0.09	0.13	0.14	1.67	0.39	0.97
1VX	Velgraf Asset Management AD-Sofia	398.73	36.20	2.38	68.88		0.01	0.01	0.02	1.88	0.26	0.05
4PX	Yuri Gagarin PLC-Plovdiv	3.21	0.06	0.08	0.64	0.01	0.03	0.02	0.04	2.00	0.44	0.75
T43	Zarneni Hrani Bulgaria AD-Sofia	9.71	4.53	0.12	6.79	0.01	0.01	0.01	0.02	0.96	0.17	0.02
3ZL	Zlatni Pyasatsi AD-Varna		1.06	0.10	17.26					5.76	0.05	0.09

Standard Equities Segment* (based on consolidated reports**)

Issue	Issuer	P / E	P / S	P / B	P / EBIT	ROA	EBIT / Total Asts.	ROE	EBIT / Equity	Current Ratio	Debt / Equity	Assets Turnover
94G	235 Holdings AD-Sofia		112.21	23.57						67.32	0.01	0.20
A72	Agria Group Holding AD-Varna	3.45	0.12	0.26	1.46	0.03	0.05	0.08	0.11	1.22	0.56	0.92
6AB	Albena AD-Albena	13.68	1.01	0.26	3.44	0.01	0.02	0.02	0.03	0.65	0.25	0.19
6AM	Alcomet AD-Shumen	9.69	0.26	0.41	3.40	0.02	0.03	0.04	0.05	1.31	0.43	0.94
A4L	Allterco AD-Sofia	6.45	1.08	1.51	4.88	0.17	0.20	0.24	0.28	3.10	0.25	1.02
A00	BG Agro AD-Varna	26.28	0.65	0.93	10.00	0.02	0.03	0.04	0.05	1.10	0.44	0.85
5BP	Billboard AD-Sofia	6.78	0.11	0.19	0.94	0.01	0.04	0.03	0.08	0.90	0.51	0.73
5BR	Bulgarian River Shipping AD-Ruse	21.33	0.86	0.21	4.53	0.01	0.01	0.01	0.01	1.02	0.16	0.20
BSO	Bulgarian Stock Exchange-Sofia	10.13	2.88	1.91	8.03	0.03	0.04	0.20	0.23	1.11	0.87	0.11
5BN	CB Bulgarian American Credit Bank AD-Sofia	9.58	2.85	0.74		0.01		0.08			0.88	
5CP	CB Texim Bank AD-Sofia	40.36	4.89	2.02		0.01		0.05			0.89	
3CZ	CEZ Distribution Bulgaria AD-Sofia	16.52	0.96	0.57	3.23	0.02	0.03	0.04	0.04	0.61	0.34	0.40
5DOV	Doverie United Holding PLC-Sofia	0.38	0.19	0.27	0.33	0.28	0.30	1.63	1.36	0.72	0.83	0.56
5EO	Etropal AD-Etropole	1,026.79	4.22	5.50	34.51		0.02	0.01	0.06	0.93	0.63	0.50
4EH	Eurohold Bulgaria AD-Sofia	36.55	0.13	1.25	3.77		0.02	0.03	0.16	1.07	0.87	1.11

* Ratios are calculated on the base of the last weighted-average price as of the end of the month

** Financial reports data (ttm)

Methodology for Calculation of Financial Ratios is available at http://download.bse-sofia.bg/pdf/methodology_en.pdf

Financial Ratios

April
2020

Issue	Issuer	P / E	P / S	P / B	P / EBIT	ROA	EBIT / Total Asts.	ROE	EBIT / Equity	Current Ratio	Debt / Equity	Assets Turnover
GR6	Gradus AD-Stara Zagora	21.16	2.14	1.13	13.37	0.04	0.05	0.05	0.06	3.45	0.13	0.44
58E	Himnab Bulgaria AD-Sofia	30.50	4.28	1.07	16.50	0.02	0.03	0.04	0.05	2.04	0.36	0.14
6N3	Holding Nov Vek AD-Sofia	8.60	1.67	2.09	5.62	0.07	0.09	0.29	0.38	2.83	0.67	0.36
4HS	Holding Sveta Sofia AD-Sofia	19.38	2.09	0.84	4.41	0.01	0.04	0.04	0.18	1.22	0.76	0.10
5V2	Holding Varna AD-Varna	98.60	2.94	1.32	15.89	0.01	0.02	0.01	0.04	1.32	0.51	0.18
4I8	Industrial Capital Holding AD-Sofia	7.71	0.09	0.42	0.73	0.02	0.10	0.05	0.12	4.32	0.13	1.28
4ID	Industrial Holding Bulgaria PLC-Sofia	10.81	0.74	0.27	3.24	0.02	0.03	0.02	0.04	1.12	0.20	0.28
6R1	Industry Development Holding JSC-Sofia	4.92	2.23	0.67	2.63	0.04	0.08	0.15	0.24	2.72	0.63	0.09
4IN	Investor.BG AD-Sofia		4.45	3.05						1.75	0.51	0.31
4L4	Lavena AD-Shumen	36.98	1.90	1.74	14.34	0.03	0.04	0.05	0.06	3.99	0.34	0.60
5MH	M+S Hydraulic AD-Kazanlak	16.78	1.98	2.90	9.82	0.14	0.16	0.17	0.19	3.12	0.15	1.20
3NB	Neochim AD-Dimitrograd		0.28	0.90						1.15	0.37	1.99
4O1	Oil and Gas Exploration and Production AD-Sofia	19.31	1.93	0.79	6.85	0.03	0.04	0.04	0.05	2.72	0.24	0.30
5PET	Petrol AD-Sofia		0.02	0.84	4.73					1.23	0.90	3.89
6R2	Rodna Zemya Holding AD-Dobrich	55.66	0.64	1.47	12.48	0.01	0.03	0.02	0.07	1.52	0.62	0.71
6S4	Severcoop Gamza Holding AD-Sofia	29.61	1.50	0.76	4.11	0.01	0.04	0.03	0.17	2.30	0.77	0.13
6S5	Sila Holding AD-Sofia			1.51	6.50					1.87	0.61	
6SOA	Sofia Commerce-Pawn Brokerage AD-Sofia	6.41	1.93	1.12	5.57	0.16	0.18	0.19	0.21	11.58	0.12	0.54
SO5	Sopharma Trading AD-Sofia	20.11	0.18	2.39	5.89	0.02	0.03	0.13	0.21	1.07	0.84	2.11
OSP	Speedy AD-Sofia	14.70	1.22	4.67	6.04	0.12	0.15	0.37	0.46	0.90	0.64	1.44
3NJ	SS Konstantine And Elena Holding AD-Varna	61.89	1.60	1.40	7.00	0.01	0.03	0.02	0.09	0.59	0.68	0.22
5SR	Stara Planina Hold AD-Sofia	15.14	0.46	1.04	3.01	0.03	0.09	0.07	0.11	3.27	0.16	0.99
6S7	Synergion Holding AD-Sofia	4.54	0.04	0.06	0.91	0.01	0.01	0.01	0.02	1.44	0.25	1.07
EHN	Synthetica AD-Sofia		7.45	7.59						0.66	0.74	0.23
3TV	Toplivo AD-Sofia		0.05	0.10	24.57					2.07	0.40	1.24
T57	Trace Group Hold AD-Sofia	4.53	0.23	0.63	2.93	0.07	0.08	0.15	0.18	1.33	0.54	1.42
1VX	Velgraf Asset Management AD-Sofia	426.46	49.64	2.39	67.10		0.01	0.01	0.02	1.87	0.27	0.03
4PX	Yuri Gagarin PLC-Plovdiv	2.96	0.05	0.08	0.59	0.02	0.03	0.03	0.04	2.02	0.45	0.88
T43	Zarneni Hrani Bulgaria AD-Sofia	7.51	0.36	0.13	1.69	0.01	0.03	0.02	0.03	1.68	0.24	0.22
3ZL	Zlatni Pyasatsi AD-Varna		0.45	0.11	6.69					7.47	0.05	0.24

SPVs Segment* (based on non-consolidated reports**)

Issue	Issuer	P / E	P / S	P / B	P / EBIT	ROA	EBIT / Total Asts.	ROE	EBIT / Equity	Current Ratio	Debt / Equity	Assets Turnover
6A6	Advance Terrafund REIT-Sofia	44.55	5.94	0.64	44.55	0.01	0.01	0.01	0.01	2.41	0.06	0.10
5AX	Aktiv Properties REIT-Plovdiv	20.51	1.42	0.87	20.11	0.04	0.04	0.04	0.04	14.60	0.01	0.55
5H4	Balkan and Sea Properties REIT-Varna	203.26	42.95	2.23	47.21	0.01	0.02	0.01	0.04	6.64	0.43	0.03
BPY	Bravo Property Fund REIT-Sofia	7.73	5.11	1.04	6.18	0.07	0.09	0.14	0.17	2.59	0.46	0.11
5BU	Bulgarian Real Estate Fund REIT-Sofia	13.04	7.68	0.62	12.31	0.04	0.04	0.05	0.05	3.81	0.11	0.07
9BH	Bulgarian Receivables Fund SPE-Sofia	24.68		1.04	24.29	0.02	0.02	0.04	0.04		0.68	
5BD	Bulland Investments REIT-Sofia	36.01	3.44	0.95	20.02	0.02	0.04	0.03	0.05	3.44	0.36	0.21
5CQ	Capital Management SPV-Sofia	9.88		1.62	8.72	0.09	0.10	0.18	0.20	3.86	0.42	
5EX	Exclusive Property REIT-Sofia	9.64	5.91	0.75	6.61	0.04	0.06	0.08	0.11	0.18	0.46	0.07
E7P	Expat Beta REIT-Sofia		50.89	0.92						0.16	0.23	0.01
6F3	FairPlay Properties REIT-Sofia	19.23	1.17	0.16	10.27	0.01	0.01	0.01	0.01	4.10	0.13	0.12
FAW	Finance Assistance Management SPV-Sofia											
RPR	Roi Property Fund REIT-Sofia	72.02	13.94	1.64	17.58	0.01	0.03	0.02	0.08	0.46	0.65	0.04
6S6	Sopharma Properties REIT-Sofia	17.49	10.82	2.07	16.76	0.08	0.09	0.12	0.12	0.08	0.28	0.14
6SB	Super Borovetz Property Fund REIT-Varna	21.63	7.74	1.33	11.69	0.03	0.05	0.07	0.13	2.67	0.52	0.07

* Ratios are calculated on the base of the last weighted-average price as of the end of the month

** Financial reports data (ttm)

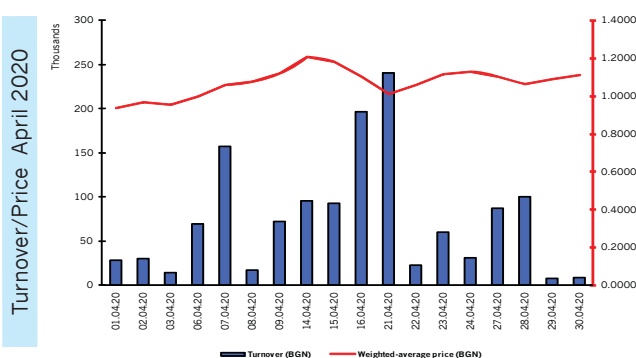
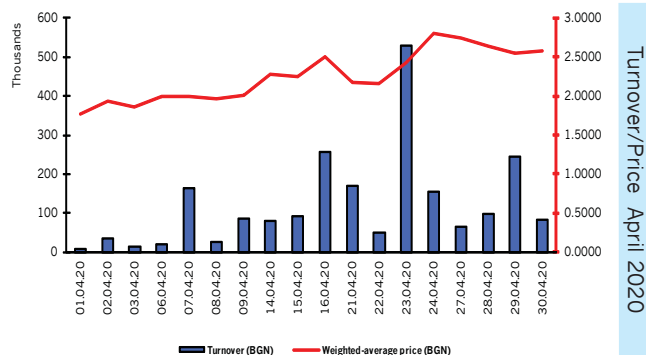
Methodology for Calculation of Financial Ratios is available at http://download.bse-sofia.bg/pdf/methodology_en.pdf

Top 5 Stocks by Trades

April 2020

First Investment Bank

BSE code of the issue	5F4
Volume of the issue (common shares)	110,000,000
Nominal value (BGN per share)	1.00
Last gross dividend 2018 (BGN per share)	0.00
Trading on regulated market as from the beginning of the year	
Volume in lots	1,596,626
Value in BGN	3,899,290.43
Trades	2,146

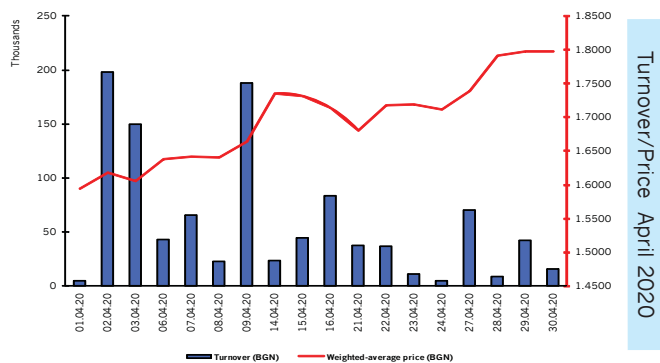


Chimimport

BSE code of the issue	6C4
Volume of the issue (common shares)	239,646,267
Nominal value (BGN per share)	1.00
Last gross dividend 2018 (BGN per share)	0.0630
Trading on regulated market as from the beginning of the year	
Volume in lots	5,972,231
Value in BGN	6,781,733.16
Trades	4,156

Advance Terrafund REIT

BSE code of the issue	6A6
Volume of the issue (common shares)	85,110,091
Nominal value (BGN per share)	1.00
Last gross dividend 2018 (BGN per share)	0.0470
Trading on regulated market as from the beginning of the year	
Volume in lots	2,130,898
Value in BGN	3,623,664.74
Trades	1,457

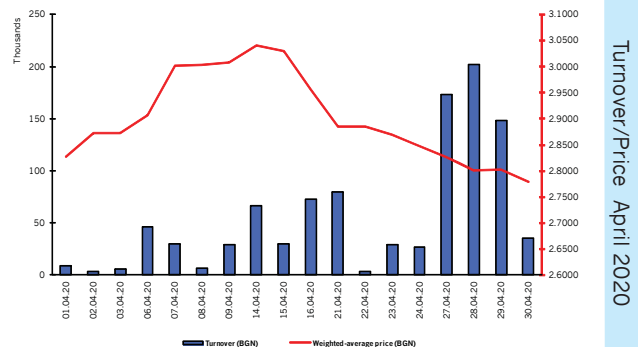


Top 5 Stocks by Trades

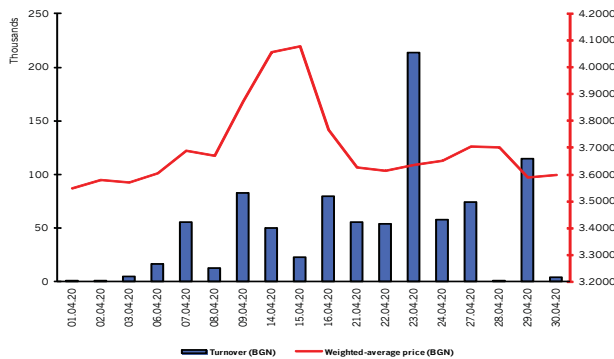
April 2020

Sopharma

BSE code of the issue	3JR
Volume of the issue (common shares)	134,797,899
Nominal value (BGN per share)	1.00
Last 6-month gross dividend 2019 (BGN per share)	0.0500
Trading on regulated market as from the beginning of the year	
Volume in lots	1,440,260
Value in BGN	4,220,647.77
Trades	2,009



Turnover/Price April 2020



Doverie United Holding

BSE code of the issue	5DOV
Volume of the issue (common shares)	18,736,099
Nominal value (BGN per share)	1.00
Last gross dividend 2018 (BGN per share)	0.00
Trading on regulated market as from the beginning of the year	
Volume in lots	932,211
Value in BGN	4,309,036.50
Trades	2,238