

**April  
2019**

# **MONTHLY BULLETIN**



**БФБ**

**BULGARIAN STOCK EXCHANGE**

1000 Sofia, 6 Tri ushi St.

Tel: (+359 2) 937 09 45; Fax: (+359 2) 937 09 46

<http://www.bse-sofia.bg>; e-mail: [bse@bse-sofia.bg](mailto:bse@bse-sofia.bg)

# General Statistics

April  
2019

Capitalization of BSE Main Market		Change	
As of 30 April 2019		March *	April *
Market Segment	Capitalization	2019	2018
Premium Equities Segment	1,856,734,753.41	-2.97%	-19.75%
Standard Equities Segment	6,236,343,669.83	0.61%	0.90%
Special Purpose Vehicles Segment	603,030,996.12	-0.68%	-13.70%
<b>Total Capitalization of BSE Main Market</b>	<b>8,696,109,419.36</b>	<b>-0.27%</b>	<b>-5.41%</b>

\* as of the end of the period

Issues admitted to trading on BSE Main Market			
Market Segment	Number of new issues	Number of delisted issues	Number of listed issues as of the end of the month
Premium Equities Segment	0	0	7
Standard Equities Segment	0	0	58
Special Purpose Vehicles Segment	0	0	12
Bonds Segment	1	0	66
Compensatory Instruments Segment	0	0	3
Exchange Traded Products Segment	0	0	13
Subscription Rights Segment	0	0	0
Initial Public Offering Segment	0	0	0
Government Securities Segment	0	0	15
<b>TOTAL :</b>	<b>1</b>	<b>0</b>	<b>174</b>

\* as of the end of the period

## BSE Indices

### SOFIX

Value *	575.06
Monthly change	-1.51%
Annual change	-12.62%
P/E **	11.67
P/B **	1.06

### BGBX 40

Value *	114.84
Monthly change	-1.23%
Annual change	-11.63%
P/E **	15.54
P/B **	1.47

### BG TR30

Value *	504.04
Monthly change	-0.39%
Annual change	-6.72%
P/E **	21.34
P/B **	1.93

### BG REIT

Value *	120.76
Monthly change	0.10%
Annual change	4.54%
P/E **	16.58
P/B **	0.99

\* Values as of 30 April 2019

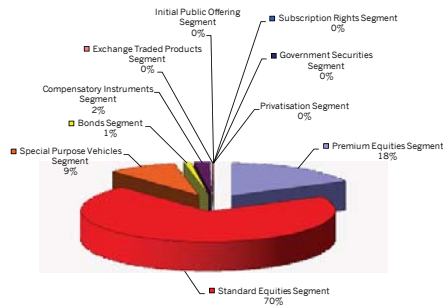
\*\* P (prices) are weighted-average

\*\* Financial reports data (ttm)

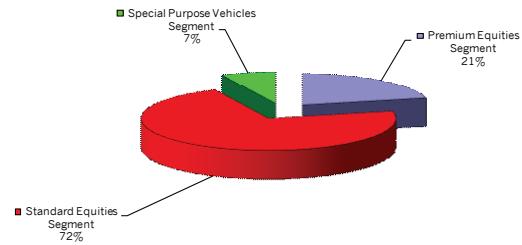
## Monthly Trading by BSE Main Market Segments

Market Segment	April 2019			Change in turnover (%)	
	Trades	Turnover (BGN)	Volume (lots)	March 2019	April 2018
Premium Equities Segment	937	2,140,509	1,395,981	-13.60%	-82.20%
Standard Equities Segment	1,433	8,548,616	1,662,982	-67.02%	11.44%
Special Purpose Vehicles Segment	447	1,061,684	488,672	-33.14%	-5.93%
Bonds Segment	6	107,995	130	-73.89%	-86.72%
Compensatory Instruments Segment	139	248,006	443,565	-38.72%	-25.11%
Exchange Traded Products Segment	18	21,170	45,509	-87.63%	-61.78%
Subscription Rights Segment	0	0	0	-100.00%	n/a
Initial Public Offering Segment	0	0	0	n/a	n/a
Government Securities Segment	0	0	0	n/a	n/a
Privatisation Segment	0	0	0	n/a	n/a
<b>TOTAL:</b>	<b>2,980</b>	<b>12,127,980</b>	<b>4,036,839</b>	<b>-60.85%</b>	<b>-44.94%</b>

### Turnover by Segments of BSE Main Market



### Capitalization by Segments of BSE Main Market



### New issues admitted to trading on the BSE Main Market in April

Issue	Issuer	First Quotation Date	Trading Currency	Amount of the issue in the respective currency	Market Segment
178C	Neo London Capital PLC-Sofia	11.04.2019	BGN	20,000,000	Bonds Segment

### Daily-Average Trading by BSE Main Market Segments

Market Segment	April 2019			Change in turnover (%)	
	Trades	Turnover (BGN)	Volume (lots)	March 2019	April 2018
Premium Equities Segment	52	118,917	77,555	-4.00%	-82.20%
Standard Equities Segment	80	474,923	92,388	-63.36%	11.44%
Special Purpose Vehicles Segment	25	58,982	27,148	-25.71%	-5.93%
Bonds Segment	0	6,000	7	-70.99%	-86.72%
Compensatory Instruments Segment	8	13,778	24,643	-31.91%	-25.11%
Exchange Traded Products Segment	1	1,176	2,528	-86.26%	-61.78%
Subscription Rights Segment	0	0	0	-100.00%	n/a
Initial Public Offering Segment	0	0	0	n/a	n/a
Government Securities Segment	0	0	0	n/a	n/a
Privatisation Segment	0	0	0	n/a	n/a
<b>TOTAL:</b>	<b>166</b>	<b>673,777</b>	<b>224,269</b>	<b>-56.50%</b>	<b>-44.94%</b>

Number of trading sessions in April

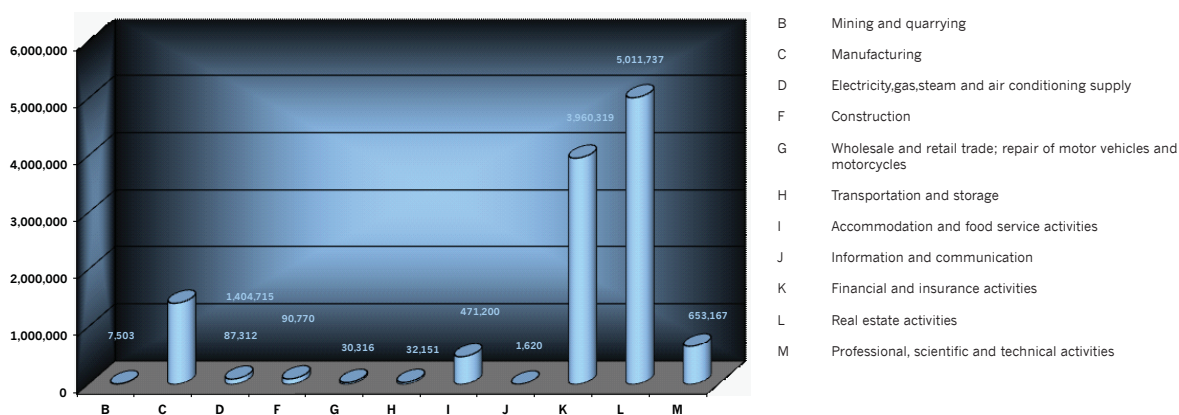
18

Monthly Average USD/BGN Exchange Rate

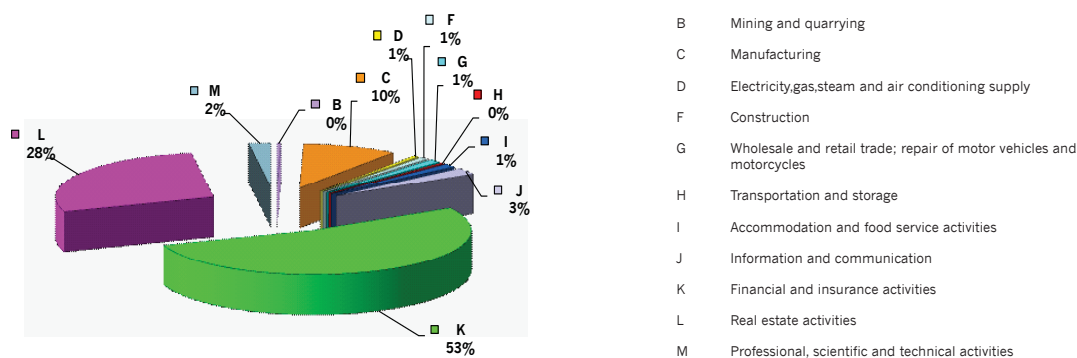
1.7386

Trading by Industries (according to NACE.BG-2008)		Trades	Volume (lots)	Turnover (BGN)
B	Mining and quarrying	11	1,113	7,503.40
C	Manufacturing	525	280,064	1,404,715.05
D	Electricity,gas,steam and air conditioning supply	64	278	87,312.00
F	Construction	97	32,595	90,769.68
G	Wholesale and retail trade; repair of motor vehicles and motorcycles	65	23,772	30,315.57
H	Transportation and storage	15	6,619	32,150.80
I	Accommodation and food service activities	186	11,488	471,200.30
J	Information and communication	1	100	1,620.00
K	Financial and insurance activities	1,558	2,134,379	3,960,318.79
L	Real estate activities	15	242,127	5,011,736.60
M	Professional, scientific and technical activities	280	815,100	653,167.11

### Share of industries in the total turnover (BGN) on the BSE Main Market in April



### Share of industries in the total turnover (BGN) on the BSE Main Market in the last 365 days



### TOP 5

## Liquidity Ranking

Issuer	Trades	Volume (lots)	Turnover (BGN)
Sirma Group Holding JSC-Sofia	262	807,758	577,693.01
Advance Terrafund REIT-Sofia	244	262,478	492,525.70
Albena AD-Albena	180	11,039	470,228.80
Monbat AD-Sofia	179	67,007	453,516.35
Chimimport AD-Sofia	165	358,020	630,123.51

### TOP 5

## Members

Trades		Turnover (BGN)	
Inv. Intermediary "Karoll" AD	1,759	Inv. Intermediary "Aval IN" AD	10,022,149.51
Inv. Intermediary "Elana Trading" AD	1,183	Inv. Intermediary "Elana Trading" AD	3,055,488.15
Inv. Intermediary "First Financial Brokerage House" EOOD	540	Inv. Intermediary "Karoll" AD	2,460,156.34
Inv. Intermediary "BenchMark Finance" AD	485	Inv. Intermediary "First Financial Brokerage House" EOOD	2,443,555.28
Inv. Intermediary "Capman" AD	274	Inv. Intermediary "Euro - Finance" AD	1,017,010.74

### TOP 30

## Capitalization as of 30 April 2019

Issues of shares on the BSE Main Market

Issue	Issuer	Nominal (BGN)	Amount (Shares)	Closing price (BGN)	Capitalization (BGN)
7TH	Tchaikapharma High Quality Medicines AD-Sofia	1.00	82,200,000	9.1500	752,130,000.00
3JR	Sopharma AD-Sofia	1.00	134,797,899	3.3800	455,616,898.62
GR6	Gradus AD-Stara Zagora	1.00	243,608,710	1.7850	434,841,547.35
6C4	Chimimport AD-Sofia	1.00	239,646,267	1.8100	433,759,743.27
3CZ	CEZ Distribution Bulgaria AD-Sofia	1.00	1,928,000	216.0000	416,448,000.00
5F4	CB First Investment Bank AD-Sofia	1.00	110,000,000	3.5800	393,800,000.00
4EH	Eurohold Bulgaria AD-Sofia	1.00	197,525,600	1.8500	365,422,360.00
5MH	M+S Hydraulic AD-Kazanlak	1.00	39,445,200	7.5000	295,839,000.00
5V2	Holding Varna AD-Varna	1.00	6,485,897	41.6000	269,813,315.20
1VX	Velgraf Asset Management AD-Sofia	1.00	68,979,758	3.9000	269,021,056.20
OSP	Speedy AD-Sofia	1.00	5,377,619	50.0000	268,880,950.00
5MB	Monbat AD-Sofia	1.00	39,000,000	6.3500	247,650,000.00
SO5	Sopharma Trading AD-Sofia	1.00	32,905,009	7.1000	233,625,563.90
4CF	CB Central Cooperative Bank AD-Sofia	1.00	127,129,970	1.5150	192,601,904.55
6AM	Alcomet AD-Shumen	1.00	17,952,959	10.6000	190,301,365.40
6AB	Albena AD-Albena	1.00	4,273,126	42.2000	180,325,917.20
5BN	CB Bulgarian American Credit Bank AD-Sofia	1.00	24,691,313	6.4500	159,258,968.85
6A6	Advance Terrafund REIT-Sofia	1.00	85,110,091	1.8500	157,453,668.35
6S6	Sopharma Properties REIT-Sofia	1.00	20,953,944	6.5500	137,248,333.20
EHN	Synthetica AD-Sofia	1.00	3,000,000	42.0000	126,000,000.00
GTH	Galata Investment Company AD-Varna	1.00	68,571,234	1.8000	123,428,221.20
5SR	Stara Planina Hold AD-Sofia	1.00	21,000,000	5.8500	122,850,000.00
1CZ	CEZ Electro Bulgaria AD-Sofia	10.00	5,000	23,800.0000	119,000,000.00
5H4	Balkan and Sea Properties REIT-Varna	1.00	6,925,156	16.6000	114,957,589.60
58E	Himsnab Bulgaria AD-Sofia	1.00	2,494,631	44.8000	111,759,468.80
94G	235 Holdings AD-Sofia	1.00	5,109,000	21.0000	107,289,000.00
4ID	Industrial Holding Bulgaria PLC-Sofia	1.00	107,400,643	0.9900	106,326,636.57
4KX	Korado Bulgaria AD-Strazhitsa	1.00	13,168,614	6.9000	90,863,436.60
4HE	Hydraulic Elements and Systems AD-Yambol	1.00	18,193,752	4.9600	90,241,009.92
401	Oil and Gas Exploration and Production AD-Sofia	1.00	12,228,062	6.5000	79,482,403.00

## Premium Equities Segment

Issue	Issuer	Nominal (BGN)	Amount (Shares)	Closing price (BGN)	Capitalisation (BGN)
3JR	Sopharma AD-Sofia	1.00	134,797,899	3.3800	455,616,898.62
4CF	CB Central Cooperative Bank AD-Sofia	1.00	127,129,970	1.5150	192,601,904.55
4KX	Korado Bulgaria AD-Strazhitsa	1.00	13,168,614	6.9000	90,863,436.60
5F4	CB First Investment Bank AD-Sofia	1.00	110,000,000	3.5800	393,800,000.00
5MB	Monbat AD-Sofia	1.00	39,000,000	6.3500	247,650,000.00
6C4	Chimimport AD-Sofia	1.00	239,646,267	1.8100	433,759,743.27
SKK	Sirma Group Holding JSC-Sofia	1.00	59,360,518	0.7150	42,442,770.37

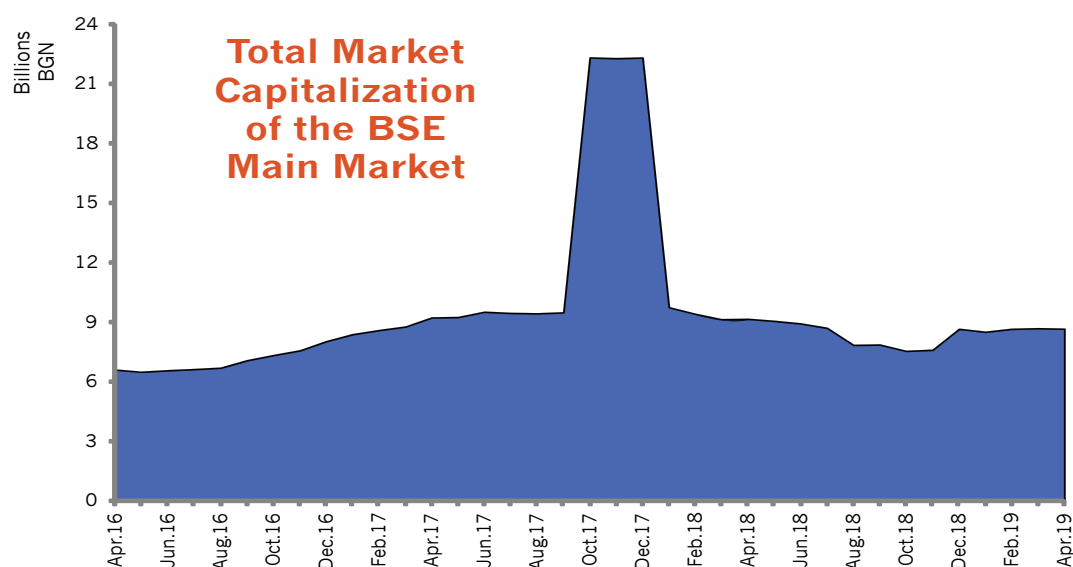
## Standard Equities Segment

Issue	Issuer	Nominal (BGN)	Amount (Shares)	Closing price (BGN)	Capitalisation (BGN)
94G	235 Holdings AD-Sofia	1.00	5,109,000	21.0000	107,289,000.00
A72	Agria Group Holding AD-Varna	1.00	6,800,000	9.7500	66,300,000.00
6AB	Albena AD-Albena	1.00	4,273,126	42.2000	180,325,917.20
6AM	Alcomet AD-Shumen	1.00	17,952,959	10.6000	190,301,365.40
A4L	Allterco AD-Sofia	1.00	15,000,000	2.3000	34,500,000.00
A00	BG Agro AD-Varna	1.00	40,357,440	1.6500	66,589,776.00
5BP	Billboard AD-Sofia	1.00	15,000,000	0.3000	4,500,000.00
5BR	Bulgarian River Shipping AD-Ruse	1.00	35,708,674	0.7000	24,996,071.80
BSO	Bulgarian Stock Exchange-Sofia	1.00	6,582,860	5.2000	34,230,872.00
5BN	CB Bulgarian American Credit Bank AD-Sofia	1.00	24,691,313	6.4500	159,258,968.85
5CP	CB Texim Bank AD-Sofia	1.00	27,995,036	2.7800	77,826,200.08
3CZ	CEZ Distribution Bulgaria AD-Sofia	1.00	1,928,000	216.0000	416,448,000.00
1CZ	CEZ Electro Bulgaria AD-Sofia	10.00	5,000	23,800.0000	119,000,000.00
5DOV	Doverie United Holding PLC-Sofia	1.00	18,736,099	2.7200	50,962,189.28
0EA	Elana Agrocredit AD-Sofia	1.00	36,629,925	1.1600	42,490,713.00
52E	Elhim Iskra AD-Pazardzhik	1.00	25,108,410	0.9600	24,104,073.60
57E	EMKA AD-Sevlievo	1.00	21,699,726	2.5000	54,249,315.00
5EO	Etropal AD-Etropole	1.00	5,000,000	5.2500	26,250,000.00
4EH	Eurohold Bulgaria AD-Sofia	1.00	197,525,600	1.8500	365,422,360.00
4F6	Fazerles AD-Silistra	1.00	515,000	20.6000	10,609,000.00
4F8	Formoplast AD-Kardzhali	1.00	3,798,905	5.4500	20,704,032.25
GTH	Galata Investment Company AD-Varna	1.00	68,571,234	1.8000	123,428,221.20
GR6	Gradus AD-Stara Zagora	1.00	243,608,710	1.7850	434,841,547.35
58E	Himsnab Bulgaria AD-Sofia	1.00	2,494,631	44.8000	111,759,468.80
6N3	Holding Nov Vek AD-Sofia	1.00	4,110,469	16.0000	65,767,504.00
4HS	Holding Sveta Sofia AD-Sofia	1.00	9,940,391	3.7000	36,779,446.70
5V2	Holding Varna AD-Varna	1.00	6,485,897	41.6000	269,813,315.20
4HE	Hydraulic Elements and Systems AD-Yambol	1.00	18,193,752	4.9600	90,241,009.92
4I8	Industrial Capital Holding AD-Sofia	1.00	15,707,470	2.3000	36,127,181.00
4ID	Industrial Holding Bulgaria PLC-Sofia	1.00	107,400,643	0.9900	106,326,636.57
6R1	Industry Development Holding JSC-Sofia	1.00	9,980,925	2.1000	20,959,942.50
4IN	Investor.BG AD-Sofia	1.00	4,782,362	16.2000	77,474,264.40
4L4	Lavena AD-Shumen	1.00	9,919,410	3.7600	37,296,981.60
5MH	M+S Hydraulic AD-Kazanlak	1.00	39,445,200	7.5000	295,839,000.00
178B	Neo London Capital PLC-Sofia	100.00	99,950	128.0000	12,793,600.00
3NB	Neochim AD-Dimitrovgrad	1.00	2,654,358	24.0000	63,704,592.00
5ODE	Odessos Shiprepair Yard AD-Varna	1.00	586,642	72.5000	42,531,545.00
4O1	Oil and Gas Exploration and Production AD-Sofia	1.00	12,228,062	6.5000	79,482,403.00
5PET	Petrol AD-Sofia	4.00	27,312,403	0.7500	20,484,302.25
RGL	Regala Invest AD-Varna	1.00	18,428,734	2.8200	51,969,029.88
6R2	Rodna Zemya Holding AD-Dobrich	1.00	36,010,600	2.0000	72,021,200.00

Issue	Issuer	Nominal (BGN)	Amount (Shares)	Closing price (BGN)	Capitalisation (BGN)
6S4	Severcoop Gamza Holding AD-Sofia	2.00	5,347,798	4.1000	21,925,971.80
6S5	Sila Holding AD-Stara Zagora	1.00	36,852,997	2.0200	74,443,053.94
6SOP	Sofia Commerce-Pawn Brokerage AD-Sofia	1.00	201,154	4.8400	973,585.36
6SOA	Sofia Commerce-Pawn Brokerage AD-Sofia	1.00	2,400,000	3.8000	9,120,000.00
S05	Sopharma Trading AD-Sofia	1.00	32,905,009	7.1000	233,625,563.90
OSP	Speedy AD-Sofia	1.00	5,377,619	50.0000	268,880,950.00
3NJ	SS Konstantine And Elena Holding AD-Varna	1.00	2,309,561	22.6000	52,196,078.60
5SR	Stara Planina Hold AD-Sofia	1.00	21,000,000	5.8500	122,850,000.00
6S7	Synergon Holding AD-Sofia	1.00	18,358,849	0.9450	17,349,112.31
EHN	Synthetica AD-Sofia	1.00	3,000,000	42.0000	126,000,000.00
7TH	Tchaikapharma High Quality Medicines AD-Sofia	1.00	82,200,000	9.1500	752,130,000.00
3TV	Toplivo AD-Sofia	1.00	5,416,829	3.1400	17,008,843.06
T57	Trace Group Hold AD-Sofia	1.00	24,200,000	2.8000	67,760,000.00
1VX	Velgraf Asset Management AD-Sofia	1.00	68,979,758	3.9000	269,021,056.20
4PX	Yuri Gagarin PLC-Plovdiv	1.00	1,003,904	13.3000	13,351,923.20
T43	Zarneni Hrani Bulgaria AD-Sofia	1.00	195,660,287	0.2360	46,175,827.73
3ZL	Zlatni Pyasatsi AD-Varna	1.00	6,493,577	2.7000	17,532,657.90

## Special Purpose Vehicles Segment

Issue	Issuer	Nominal (BGN)	Amount (Shares)	Closing price (BGN)	Capitalisation (BGN)
5AX	Aktiv Properties REIT-Plovdiv	9.00	2,192,011	7.1000	15,563,278.10
5BD	Bulland Investments REIT-Sofia	1.00	15,008,125	1.1200	16,809,100.00
5BU	Bulgarian Real Estate Fund REIT-Sofia	1.00	34,641,925	1.8900	65,473,238.25
5EX	Exclusive Property REIT-Sofia	1.00	9,452,340	0.7400	6,994,731.60
5H4	Balkan and Sea Properties REIT-Varna	1.00	6,925,156	16.6000	114,957,589.60
6A6	Advance Terrafund REIT-Sofia	1.00	85,110,091	1.8500	157,453,668.35
6F3	FairPlay Properties REIT-Sofia	1.00	33,145,400	0.4720	15,644,628.80
6S6	Sopharma Properties REIT-Sofia	1.00	20,953,944	6.5500	137,248,333.20
6SB	Super Borovetz Property Fund REIT-Varna	1.00	16,179,999	2.2800	36,890,397.72
9BH	Bulgarian Receivables Fund SPE-Sofia	1.00	1,500,000	1.0200	1,530,000.00
E7P	Expat Beta REIT-Sofia	1.00	5,143,190	0.9500	4,886,030.50
RPR	Roi Property Fund REIT-Sofia	1.00	6,162,500	4.8000	29,580,000.00





# Trade by Issues

April  
2019

## Premium Equities Segment

Issue	Issuer	Trades	Volume (lots)	Turnover (BGN)	Trading currency	Weighted & Corrected Values			Closing price	As from
						Average price	Min. price	Max. price		
3JR	Sopharma AD-Sofia	149	81,305	277,637.06	BGN	3.4150	3.2731	3.5500	3.3800	30.04.2019
4CF	CB Central Cooperative Bank AD-Sofia	83	60,149	93,041.06	BGN	1.5470	1.5000	1.5950	1.5150	30.04.2019
4KX	Korado Bulgaria AD-Strazhitsa	48	8,981	63,686.75	BGN	7.0910	6.9880	7.2000	6.9000	30.04.2019
5F4	CB First Investment Bank AD-Sofia	51	12,761	44,811.12	BGN	3.5120	3.4056	3.6000	3.5800	30.04.2019
5MB	Monbat AD-Sofia	179	67,007	453,516.35	BGN	6.7680	6.3214	6.9746	6.3500	30.04.2019
6C4	Chimimport AD-Sofia	165	358,020	630,123.51	BGN	1.7600	1.7398	1.8300	1.8100	25.04.2019
SKK	Sirma Group Holding JSC-Sofia	262	807,758	577,693.01	BGN	0.7150	0.6906	0.7741	0.7150	30.04.2019

## Standard Equities Segment

Issue	Issuer	Trades	Volume (lots)	Turnover (BGN)	Trading currency	Weighted & Corrected Values			Closing price	As from
						Average price	Min. price	Max. price		
0EA	Elana Agrocredit AD-Sofia	46	111,182	129,713.13	BGN	1.1670	1.1600	1.1763	1.1600	30.04.2019
0SP	Speedy AD-Sofia	12	563	27,877.60	BGN	49.5160	49.0000	53.0000	50.0000	30.04.2019
178B	Neo London Capital PLC-Sofia	3	4	512.00	BGN	128.0000	128.0000	128.0000	128.0000	01.04.2019
1CZ	CEZ Electro Bulgaria AD-Sofia	1	1	23,800.00	BGN	23,800.0000	23,800.0000	23,800.0000	23,800.0000	23.04.2019
1VX	Velgraf Asset Management AD-Sofia	2	700	2,720.00	BGN	3.8860	3.8800	3.9000	3.9000	30.04.2019
3CZ	CEZ Distribution Bulgaria AD-Sofia	63	277	63,512.00	BGN	229.2850	216.0000	234.3529	216.0000	30.04.2019
3NB	Neochim AD-Dimitrovgrad	15	230	5,063.00	BGN	22.0130	21.6000	23.5911	24.0000	25.04.2019
3NJ	SS Konstantine And Elena Holding AD-Varna	2	95	2,030.00	BGN	21.3680	21.3684	21.3684	22.6000	10.04.2019
3TV	Toplivo AD-Sofia	11	1,597	5,067.00	BGN	3.1730	3.0000	3.2000	3.1400	25.04.2019
3ZL	Zlatni Pyasatsi AD-Varna	6	449	971.50	BGN	2.1640	2.0000	2.3675	2.7000	17.04.2019
4EH	Eurohold Bulgaria AD-Sofia	76	46,139	84,378.83	BGN	1.8290	1.7769	1.9800	1.8500	30.04.2019
4F6	Fazerles AD-Silistra	4	259	5,242.40	BGN	20.2410	20.0000	20.8000	20.6000	25.04.2019
4F8	Formoplast AD-Kardzhali	2	77,727	419,727.30	BGN	5.4000	5.4000	5.4500	5.4500	30.04.2019
4HE	Hydraulic Elements and Systems AD-Yambol	25	8,779	43,359.50	BGN	4.9390	4.9159	5.0500	4.9600	30.04.2019
4HS	Holding Sveta Sofia AD-Sofia	71	5,765	21,696.90	BGN	3.7460	3.6800	3.9040	3.7000	30.04.2019
4I8	Industrial Capital Holding AD-Sofia	30	30,696	70,057.10	BGN	2.2820	2.1800	2.3000	2.3000	30.04.2019
4ID	Industrial Holding Bulgaria PLC-Sofia	63	728,994	750,112.56	BGN	1.0290	0.9900	1.0366	0.9900	30.04.2019
4IN	Investor.BG AD-Sofia	1	100	1,620.00	BGN	16.2000	16.2000	16.2000	16.2000	10.04.2019
4L4	Lavena AD-Shumen	1	13,000	48,880.00	BGN	3.7600	3.7600	3.7600	3.7600	08.04.2019
4O1	Oil and Gas Exploration and Production AD-Sofia	11	1,113	7,503.40	BGN	6.7420	6.5000	7.0000	6.5000	23.04.2019
4PX	Yuri Gagarin PLC-Plovdiv	3	20	266.00	BGN	13.3000	13.3000	13.3000	13.3000	23.04.2019
52E	Elhim Iskra AD-Pazardzhik	7	6,106	5,954.82	BGN	0.9750	0.9600	0.9800	0.9600	24.04.2019
57E	EMKA AD-Sevlievo	3	385	980.50	BGN	2.5470	2.5000	2.5600	2.5000	30.04.2019
58E	Himsnab Bulgaria AD-Sofia	1	7	313.60	BGN	44.8000	44.8000	44.8000	44.8000	30.04.2019
5BN	CB Bulgarian American Credit Bank AD-Sofia	16	39,136	252,427.20	BGN	6.4500	6.4500	6.4500	6.4500	23.04.2019
5BP	Billboard AD-Sofia	10	7,920	2,397.22	BGN	0.3030	0.2992	0.3100	0.3000	30.04.2019
5BR	Bulgarian River Shipping AD-Ruse	3	6,056	4,273.20	BGN	0.7060	0.7000	0.7059	0.7000	25.04.2019
5CP	CB Texim Bank AD-Sofia	11	25,050	69,640.00	BGN	2.7800	2.7800	2.8000	2.7800	18.04.2019
5DOV	Doverie United Holding PLC-Sofia	116	65,459	173,340.42	BGN	2.6480	2.5900	2.7200	2.7200	30.04.2019
5EO	Etropal AD-Etropole	5	99	497.25	BGN	5.0230	5.0227	5.0227	5.2500	23.04.2019
5MH	M+S Hydraulic AD-Kazanlak	22	3,359	25,421.50	BGN	7.5680	7.5000	7.7500	7.5000	30.04.2019
5ODE	Odosos Shiprepair Yard AD-Varna	10	67	4,918.50	BGN	73.4100	72.0000	77.5000	72.5000	25.04.2019
5PET	Petrol AD-Sofia	5	1,645	1,164.00	BGN	0.7080	0.7000	0.7500	0.7500	25.04.2019
5SR	Stara Planina Hold AD-Sofia	59	16,908	100,458.55	BGN	5.9410	5.8556	6.2045	5.8500	25.04.2019
5V2	Holding Varna AD-Varna	107	2,158	85,384.80	BGN	39.5670	37.0000	41.4320	41.6000	30.04.2019
6AB	Albena AD-Albena	180	11,039	470,228.80	BGN	42.5970	42.2000	43.1805	42.2000	30.04.2019
6AM	Alcomet AD-Shumen	15	1,030	11,158.00	BGN	10.8330	10.6000	11.7000	10.6000	30.04.2019
6N3	Holding Nov Vek AD-Sofia	11	265	4,138.00	BGN	15.6150	14.7000	16.0000	16.0000	30.04.2019
6R1	Industry Development Holding JSC-Sofia	1	10	21.00	BGN	2.1000	2.1000	2.1000	2.1000	18.04.2019



# Trade by Issues

April  
2019

Issue	Issuer	Trades	Volume (lots)	Turnover (BGN)	Trading currency	Weighted & Corrected Values			Closing price	As from
						Average price	Min. price	Max. price		
6R2	Rodna Zemya Holding AD-Dobrich	11	38,200	71,122.00	BGN	1.8620	1.8600	2.0000	2.0000	30.04.2019
6S4	Severcoop Gamza Holding AD-Sofia	66	35,580	140,715.30	BGN	3.9550	3.5600	4.0974	4.1000	30.04.2019
6S5	Sila Holding AD-Stara Zagora	1	213	430.26	BGN	2.0200	2.0200	2.0200	2.0200	23.04.2019
6S7	Synergon Holding AD-Sofia	10	2,479	2,399.94	BGN	0.9680	0.9455	0.9800	0.9450	30.04.2019
6SOA	Sofia Commerce-Pawn Brokerage AD-Sofia	15	3,009	11,342.72	BGN	3.7700	3.7600	3.8000	3.8000	30.04.2019
6SOP	Sofia Commerce-Pawn Brokerage AD-Sofia	6	1,135	5,528.12	BGN	4.8710	4.8000	4.9913	4.8400	17.04.2019
7TH	Tchaikapharma High Quality Medicines AD-Sofia	27	3,790	36,008.90	BGN	8.6360	8.3882	9.1500	9.1500	25.04.2019
94G	235 Holdings AD-Sofia	5	240,721	5,005,091.00	BGN	20.7920	20.0000	21.0000	21.0000	25.04.2019
A4L	Alliterco AD-Sofia	12	12,104	29,913.42	BGN	2.4710	2.3089	2.5400	2.3000	24.04.2019
A72	Agria Group Holding AD-Varna	18	7,342	75,474.10	BGN	10.2800	9.7500	10.4000	9.7500	30.04.2019
BSO	Bulgarian Stock Exchange-Sofia	37	10,226	53,341.45	BGN	5.2160	5.0590	5.5000	5.2000	30.04.2019
EHN	Synthetica AD-Sofia	4	100	4,200.00	BGN	42.0000	42.0000	42.0000	42.0000	30.04.2019
GR6	Gradus AD-Stara Zagora	43	39,969	70,397.30	BGN	1.7610	1.7500	1.7850	1.7850	30.04.2019
GTH	Galata Investment Company AD-Varna	2	600	1,070.00	BGN	1.7830	1.7600	1.8000	1.8000	30.04.2019
S05	Sopharma Trading AD-Sofia	33	2,773	19,851.35	BGN	7.1590	7.0931	7.2500	7.1000	30.04.2019
T43	Zarneni Hrani Bulgaria AD-Sofia	16	17,757	4,233.22	BGN	0.2380	0.2346	0.2500	0.2360	25.04.2019
T57	Trace Group Hold AD-Sofia	97	32,595	90,769.68	BGN	2.7850	2.6657	2.8400	2.8000	25.04.2019

## Special Purpose Vehicles Segment

Issue	Issuer	Trades	Volume (lots)	Turnover (BGN)	Trading currency	Weighted & Corrected Values			Closing price	As from
						Average price	Min. price	Max. price		
5AX	Aktiv Properties REIT-Plovdiv	10	2,192	15,460.50	BGN	7.0530	6.7286	7.1284	7.1000	30.04.2019
5BD	Bulland Investments REIT-Sofia	1	100	112.00	BGN	1.1200	1.1200	1.1200	1.1200	30.04.2019
5BU	Bulgarian Real Estate Fund REIT-Sofia	112	164,019	313,657.80	BGN	1.9120	1.8788	1.9397	1.8900	30.04.2019
5EX	Exclusive Property REIT-Sofia	1	1,000	740.00	BGN	0.7400	0.7400	0.7400	0.7400	18.04.2019
5H4	Balkan and Sea Properties REIT-Varna	2	150	2,480.00	BGN	16.5330	16.5000	16.6000	16.6000	30.04.2019
6A6	Advance Terrafund REIT-Sofia	244	262,478	492,525.70	BGN	1.8760	1.8313	1.9261	1.8500	30.04.2019
6F3	FairPlay Properties REIT-Sofia	12	23,915	11,628.46	BGN	0.4860	0.4726	0.5300	0.4720	30.04.2019
6S6	Sopharma Properties REIT-Sofia	62	34,413	224,178.90	BGN	6.5140	6.4553	6.5500	6.5500	30.04.2019
6SB	Super Borovetz Property Fund REIT-Varna	2	400	896.00	BGN	2.2400	2.2000	2.2800	2.2800	10.04.2019
E7P	Expat Beta REIT-Sofia	1	5	4.75	BGN	0.9500	0.9500	0.9500	0.9500	25.04.2019

## Bonds Segment

Issue	Issuer	Trades	Volume (lots)	Turnover (BGN)	Trading currency	Clean Prices (% of nominal)			Closing price	As from
						Average price	Min. price	Max. price		
4CFB	CB Central Cooperative Bank AD-Sofia	1	5	10,147.08	EUR	102.5000	102.5000	102.5000	102.5000	15.04.2019
5MBA	Monbat AD-Sofia	2	11	21,645.33	EUR	99.9500	99.5000	100.0000	99.5000	15.04.2019
8AVA	Asterion Bulgaria AD-Sofia	1	1	1,189.61	EUR	100.0000	100.0000	100.0000	100.0000	25.04.2019
9RTE	HypoCredit AD-Sofia	1	110	72,012.79	EUR	50.0000	50.0000	50.0000	50.0000	17.04.2019
S28H	Starcom Holding AD-Etropole	1	3	3,000.00	BGN	100.0000	100.0000	100.0000	100.0000	18.04.2019

# Trade by Issues

April  
2019

## Compensatory Instruments Segment

Issue	Issuer	Trades	Volume (lots)	Turnover (BGN)	Trading currency	Weighted Values			Closing price	As from
						Average price	Min. price	Max. price		
BLKB	Housing compensation notes under the CONP Act	9	21,737	6,559.10	BGN	0.3020	0.2900	0.3172	0.2900	25.04.2019
BLKC	Registered compensation vouchers under the OUFL Act and RLFLFF Act	99	229,535	180,588.49	BGN	0.7870	0.7202	0.8298	0.7900	30.04.2019
BLKD	Compensation notes under the CONP Act	31	192,293	60,858.14	BGN	0.3160	0.2919	0.3395	0.3100	30.04.2019

## Exchange Traded Products Segment

Issue	Issuer	Trades	Volume (lots)	Turnover (BGN)	Trading currency	Weighted Values			Closing price	As from
						Average price	Min. price	Max. price		
6F3N	FairPlay Properties REIT-Sofia	1	30,000	30.00	BGN	0.0010	0.0010	0.0010	0.0010	05.04.2019
BGX	Expat Bulgaria SOFIX UCITS ETF	10	7,913	7,936.85	BGN	1.0030	0.9900	1.0250	1.0000	25.04.2019
ECDC	Expat Croatia CROBEX UCITS ETF	1	126	207.74	EUR	0.8430	0.8430	0.8430	0.8430	12.04.2019
HUBE	Expat Hungary BUX UCITS ETF	1	500	891.86	EUR	0.9120	0.9120	0.9120	0.9120	23.04.2019
PLX	Expat Poland WIG20 UCITS ETF	1	500	874.26	EUR	0.8940	0.8940	0.8940	0.8940	23.04.2019
ROX	Expat Romania BET UCITS ETF	1	500	945.64	EUR	0.9670	0.9670	0.9670	0.9670	23.04.2019
SLQX	Expat Slovenia SBI TOP UCITS ETF	3	5,970	10,284.01	EUR	0.8810	0.8790	0.9000	0.9000	23.04.2019

**Subscription Rights Segment (No trades in the reported period)**

**Government Securities Segment (No trades in the reported period)**

**IPO Segment (No trades in the reported period)**

**Privatisation Segment (No trades in the reported period)**

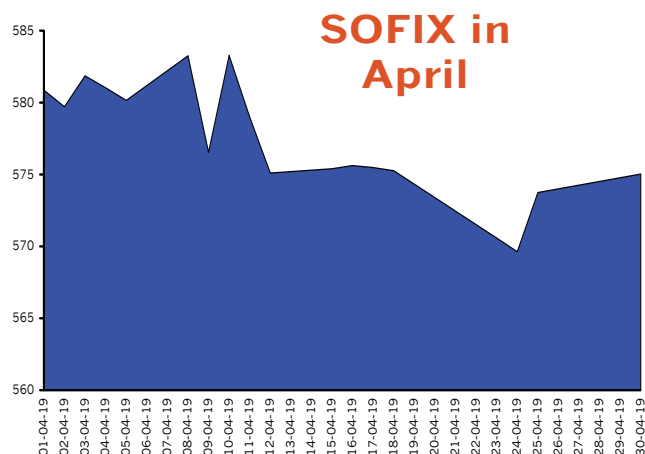
## Total trading statistics on a regulated market with indices components

Index	Volume Traded		Value Traded		Trades	
	Total volume (lots)	% of total volume	Total turnover (BGN)	% of total turnover	All trades #	% of all trades
SOFIX	2,760,658	77.82%	3,848,696.35	32.75%	1,598	56.73%
BGBX 40	3,066,774	86.45%	5,788,532.04	49.26%	2,646	93.93%
BG REIT	429,270	12.10%	826,494.60	7.03%	372	13.21%
BG TR30	3,210,308	90.49%	10,393,894.50	88.45%	2,322	82.43%
CGIX *	1,772,347	49.96%	2,305,800.04	19.62%	832	29.53%

## Market capitalisation of indices components

Index	Total (BGN)	% of total capitalization
SOFIX	3,429,693,984.81	39.44%
BGBX 40	6,792,679,231.27	78.11%
BG REIT	471,407,997.42	5.42%
BG TR30	5,551,967,903.51	63.84%
CGIX *	1,201,719,082.11	13.82%

\* CGIX is an index of the National Corporate Governance Commission, which is just computed and promoted by BSE as from September 19, 2011.

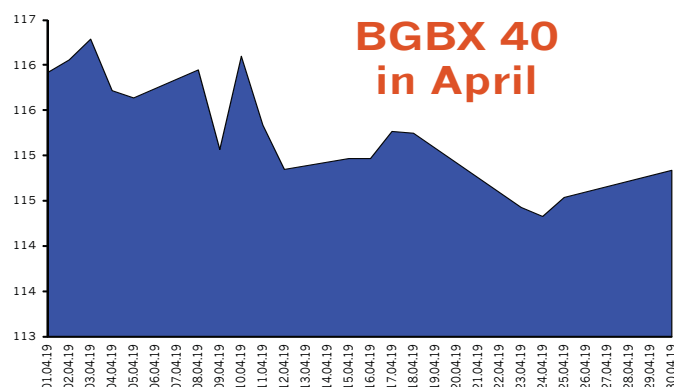


## SOFIX Components

Issuer	Min. price	Max. price	Volume (lots)	Trades	Turnover (BGN)
Advance Terrafund REIT-Sofia	1.8200	1.9350	262,478	244	492,525.70
Gradus AD-Stara Zagora	1.7500	1.7850	39,969	43	70,397.30
Doverie United Holding PLC-Sofia	2.5400	2.7600	65,459	116	173,340.42
Eurohold Bulgaria AD-Sofia	1.7200	2.0000	46,139	76	84,378.83
Elana Agrocredit AD-Sofia	1.1600	1.1800	111,182	46	129,713.13
Industrial Holding Bulgaria PLC-Sofia	0.9900	1.0400	728,994	63	750,112.56
M+S Hydraulic AD-Kazanlak	7.5000	7.7500	3,359	22	25,421.50
Sirma Group Holding JSC-Sofia	0.6850	0.7950	807,758	262	577,693.01
Sopharma AD-Sofia	3.2300	3.6100	81,305	149	277,637.06
Stara Planina Hold AD-Sofia	5.8500	6.2500	16,908	59	100,458.55
CB First Investment Bank AD-Sofia	3.4000	3.6400	12,761	51	44,811.12
CB Central Cooperative Bank AD-Sofia	1.4850	1.6200	60,149	83	93,041.06
Bulgarian Real Estate Fund REIT-Sofia	1.8700	1.9500	164,019	112	313,657.80
Chimimport AD-Sofia	1.7350	1.8400	358,020	165	630,123.51
Holding Varna AD-Varna	36.8000	41.8000	2,158	107	85,384.80

## BGBX 40 Components

Issuer	Min. price	Max. price	Volume (lots)	Trades	Turnover (BGN)
Agria Group Holding AD-Varna	9.7500	10.4000	7,342	18	75,474.10
Advance Terrafund REIT-Sofia	1.8200	1.9350	262,478	244	492,525.70
Aktiv Properties REIT-Plovdiv	6.6000	7.4000	2,192	10	15,460.50
Albena AD-Albena	41.6000	43.4000	11,039	180	470,228.80
Allterco AD-Sofia	2.3000	2.5400	12,104	12	29,913.42
Bulgarian Stock Exchange-Sofia	5.0000	5.5000	10,226	37	53,341.45
Velgraf Asset Management AD-Sofia	3.8800	3.9000	700	2	2,720.00
Gradus AD-Stara Zagora	1.7500	1.7850	39,969	43	70,397.30
Doverie United Holding PLC-Sofia	2.5400	2.7600	65,459	116	173,340.42
Eurohold Bulgaria AD-Sofia	1.7200	2.0000	46,139	76	84,378.83
Elana Agrocredit AD-Sofia	1.1600	1.1800	111,182	46	129,713.13
Elhim Iskra AD-Pazardzhik	0.9600	0.9800	6,106	7	5,954.82
Zarneni Hrani Bulgaria AD-Sofia	0.2300	0.2500	17,757	16	4,233.22
Galata Investment Company AD-Varna	1.7600	1.8000	600	2	1,070.00
Industrial Capital Holding AD-Sofia	2.1800	2.3200	30,696	30	70,057.10
Industrial Holding Bulgaria PLC-Sofia	0.9900	1.0400	728,994	63	750,112.56
Korado Bulgaria AD-Strazhitsa	6.9000	7.2500	8,981	48	63,686.75
Monbat AD-Sofia	6.3000	7.1500	67,007	179	453,516.35
M+S Hydraulic AD-Kazanlak	7.5000	7.7500	3,359	22	25,421.50
Neochim AD-Dimitrovgrad	21.6000	24.8000	230	15	5,063.00
Oil and Gas Exploration and Production AD-Sofia	6.5000	7.0000	1,113	11	7,503.40
Severcoop Gamza Holding AD-Sofia	3.5400	4.1000	35,580	66	140,715.30
Synergon Holding AD-Sofia	0.9450	0.9800	2,479	10	2,399.94
Sirma Group Holding JSC-Sofia	0.6850	0.7950	807,758	262	577,693.01
Sopharma AD-Sofia	3.2300	3.6100	81,305	149	277,637.06
Sopharma Properties REIT-Sofia	6.4500	6.5500	34,413	62	224,178.90
Sopharma Trading AD-Sofia	7.0500	7.2500	2,773	33	19,851.35
Sofia Commerce-Pawn Brokerage AD-Sofia	3.6200	3.8200	3,009	15	11,342.72
Speedy AD-Sofia	49.0000	53.0000	563	12	27,877.60
Stara Planina Hold AD-Sofia	5.8500	6.2500	16,908	59	100,458.55
CB First Investment Bank AD-Sofia	3.4000	3.6400	12,761	51	44,811.12
CB Central Cooperative Bank AD-Sofia	1.4850	1.6200	60,149	83	93,041.06
Trace Group Hold AD-Sofia	2.6400	2.8600	32,595	97	90,769.68
Bulgarian Real Estate Fund REIT-Sofia	1.8700	1.9500	164,019	112	313,657.80
Hydraulic Elements and Systems AD-Yambol	4.9000	5.0500	8,779	25	43,359.50
Chimimport AD-Sofia	1.7350	1.8400	358,020	165	630,123.51
Holding Varna AD-Varna	36.8000	41.8000	2,158	107	85,384.80
Holding Sveta Sofia AD-Sofia	3.6600	3.9600	5,765	71	21,596.90
Tchaikapharma High Quality Medicines AD-Sofia	8.9000	9.8000	3,790	27	36,008.90
CEZ Distribution Bulgaria AD-Sofia	216.0000	238.0000	277	63	63,512.00



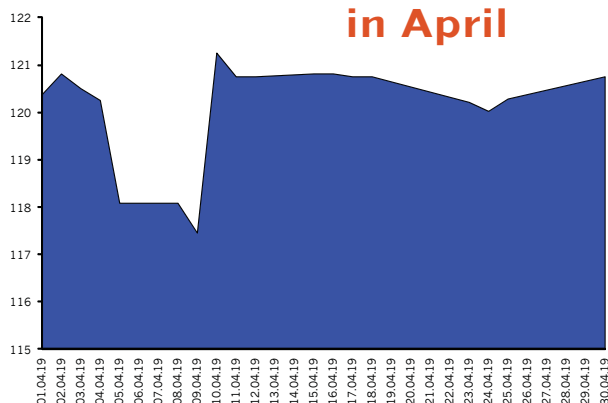
## BG REIT Components

Issuer	Min. price	Max. price	Volume (lots)	Trades	Turnover (BGN)
Advance Terrafund REIT-Sofia	1.8200	1.9350	262,478	244	492,525.70
Aktiv Properties REIT-Plovdiv	6.6000	7.4000	2,192	10	15,460.50
Balkan and Sea Properties REIT-Varna	16.5000	16.6000	150	2	2,480.00
Roi Property Fund REIT-Sofia	n/a	n/a	0	0	0.00
Super Borovetz Property Fund REIT-Varna	2.2000	2.2800	400	2	896.00
Bulgarian Real Estate Fund REIT-Sofia	1.8700	1.9500	164,019	112	313,657.80
CCB Real Estate Fund REIT-Sofia	40.6000	47.8000	31	2	1,474.60

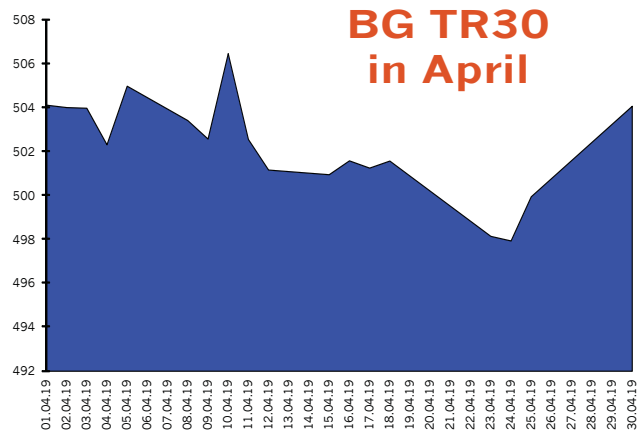
## BG TR30 Components

Issuer	Min. price	Max. price	Volume (lots)	Trades	Turnover (BGN)
235 Holdings AD-Sofia	20.0000	21.0000	240,721	5	5,005,091.00
Advance Terrafund REIT-Sofia	1.8200	1.9350	262,478	244	492,525.70
Aktiv Properties REIT-Plovdiv	6.6000	7.4000	2,192	10	15,460.50
Albena AD-Albena	41.6000	43.4000	11,039	180	470,228.80
Balkan and Sea Properties REIT-Varna	16.5000	16.6000	150	2	2,480.00
Bulgarian Stock Exchange-Sofia	5.0000	5.5000	10,226	37	53,341.45
Velgraf Asset Management AD-Sofia	3.8800	3.9000	700	2	2,720.00
Gradus AD-Stara Zagora	1.7500	1.7850	39,969	43	70,397.30
Doverie United Holding PLC-Sofia	2.5400	2.7600	65,459	116	173,340.42
Eurohold Bulgaria AD-Sofia	1.7200	2.0000	46,139	76	84,378.83
Elana Agrocredit AD-Sofia	1.1600	1.1800	111,182	46	129,713.13
Galata Investment Company AD-Varna	1.7600	1.8000	600	2	1,070.00
Industrial Holding Bulgaria PLC-Sofia	0.9900	1.0400	728,994	63	750,112.56
M+S Hydraulic AD-Kazanlak	7.5000	7.7500	3,359	22	25,421.50
Monbat AD-Sofia	6.3000	7.1500	67,007	179	453,516.35
Rodna Zemya Holding AD-Dobrich	1.8600	2.0000	38,200	11	71,122.00
Severcoop Gamza Holding AD-Sofia	3.5400	4.1000	35,580	66	140,715.30
Sirma Group Holding JSC-Sofia	0.6850	0.7950	807,758	262	577,693.01
Sopharma AD-Sofia	3.2300	3.6100	81,305	149	277,637.06
Sopharma Properties REIT-Sofia	6.4500	6.5500	34,413	62	224,178.90
Sopharma Trading AD-Sofia	7.0500	7.2500	2,773	33	19,851.35
Stara Planina Hold AD-Sofia	5.8500	6.2500	16,908	59	100,458.55
CB First Investment Bank AD-Sofia	3.4000	3.6400	12,761	51	44,811.12
CB Central Cooperative Bank AD-Sofia	1.4850	1.6200	60,149	83	93,041.06
Bulgarian Real Estate Fund REIT-Sofia	1.8700	1.9500	164,019	112	313,657.80
Chimimport AD-Sofia	1.7350	1.8400	358,020	165	630,123.51
Hirmsnab Bulgaria AD-Sofia	44.8000	44.8000	7	1	313.60
Holding Varna AD-Varna	36.8000	41.8000	2,158	107	85,384.80
Holding Sveta Sofia AD-Sofia	3.6600	3.9600	5,765	71	21,596.90
CEZ Distribution Bulgaria AD-Sofia	216.0000	238.0000	277	63	63,512.00

### BG REIT in April



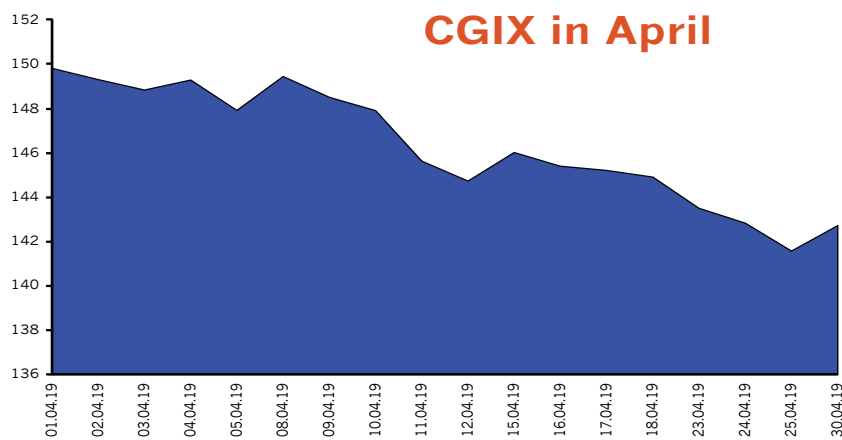
### BG TR30 in April



## Corporate Governance Index CGIX

### CGIX Components

Issuer	Min. price	Max. price	Volume (lots)	Trades	Turnover (BGN)
Bulgarian Stock Exchange-Sofia	5.0000	5.5000	10,226	37	53,341.45
Industrial Holding Bulgaria PLC-Sofia	0.9900	1.0400	728,994	63	750,112.56
Monbat AD-Sofia	6.3000	7.1500	67,007	179	453,516.35
Sirma Group Holding JSC-Sofia	0.6850	0.7950	807,758	262	577,693.01
Sopharma AD-Sofia	3.2300	3.6100	81,305	149	277,637.06
Stara Planina Hold AD-Sofia	5.8500	6.2500	16,908	59	100,458.55
CB Central Cooperative Bank AD-Sofia	1.4850	1.6200	60,149	83	93,041.06



CGIX is the index of the companies enjoying good corporate governance as selected by the National Corporate Governance Commission.

The starting date of calculation of the CGIX is September 19, 2011.

CGIX is an index of the National Corporate Governance Commission but is currently computed and promoted by BSE.

The Rules on calculating the Corporate Governance Index (CGIX) are available in Bulgarian at [http://download.bse-sofia.bg/others/CGIX\\_Index\\_Rules\\_BG.pdf](http://download.bse-sofia.bg/others/CGIX_Index_Rules_BG.pdf)

### Premium Equities Segment\* (based on non-consolidated reports\*\*)

Issue	Issuer	P / E	P / S	P / B	P / EBIT	ROA	EBIT / Total Asts.	ROE	EBIT / Equity	Current Ratio	Debt / Equity	Assets Turnover
4CF	CB Central Cooperative Bank AD-Sofia	6.62	0.96	0.36				0.06				0.03
5F4	CB First Investment Bank AD-Sofia	4.62	1.05	0.45		0.01		0.10				0.04
6C4	Chimimport AD-Sofia	11.83	228.90	0.36		0.02		0.03		2.79	0.07	0.04
4KX	Korado Bulgaria AD-Strazhitsa	17.51	2.09	4.51		0.18	0.24	0.25	0.34	2.57	0.22	1.49
5MB	Monbat AD-Sofia	25.36	0.72	1.54	20.45	0.03	0.04	0.06	0.08	1.64	0.86	1.04
SKK	Sirma Group Holding JSC-Sofia	16.35	7.21	0.59	12.67	0.03	0.04	0.04	0.05	0.73	0.22	0.07
3JR	Sopharma AD-Sofia	12.38	1.87	0.84	9.08	0.05	0.07	0.07	0.09	2.12	0.17	0.36

### Premium Equities Segment\* (based on consolidated reports\*\*)

Issue	Issuer	P / E	P / S	P / B	P / EBIT	ROA	EBIT / Total Asts.	ROE	EBIT / Equity	Current Ratio	Debt / Equity	Assets Turnover
4CF	CB Central Cooperative Bank AD-Sofia	4.60	0.83	0.39		0.01		0.09				0.04
5F4	CB First Investment Bank AD-Sofia	4.10	0.99	0.43		0.01		0.11				0.04
6C4	Chimimport AD-Sofia	6.37	0.97	0.32		0.01		0.05		1.10	2.22	1.30
4KX	Korado Bulgaria AD-Strazhitsa											
5MB	Monbat AD-Sofia	89.74	0.85	1.07	10.44	0.01	0.05	0.01	0.10	1.99	0.76	0.65
SKK	Sirma Group Holding JSC-Sofia	6.12	0.69	0.47	3.11	0.05	0.10	0.08	0.16	0.93	0.21	0.44
3JR	Sopharma AD-Sofia	14.00	0.35	0.86	5.60	0.03	0.07	0.06	0.15	1.23	0.63	1.20

### Standard Equities Segment\* (based on non-consolidated reports\*\*)

Issue	Issuer	P / E	P / S	P / B	P / EBIT	ROA	EBIT / Total Asts.	ROE	EBIT / Equity	Current Ratio	Debt / Equity	Assets Turnover
94G	235 Holdings AD-Sofia			21.22						7.25		
A72	Agria Group Holding AD-Varna	38.79	96.65	1.23		0.01		0.03		0.70	0.92	0.04
6AB	Albena AD-Albena	16.29	1.77	0.38	6.51	0.02	0.05	0.02	0.06	0.31	0.14	0.17
6AM	Alcomet AD-Shumen	14.02	0.52	0.88	6.53	0.04	0.09	0.07	0.16	1.44	0.59	1.14
A4L	Allterco AD-Sofia	48.57	86.80	1.91		0.03		0.04		0.96	0.21	0.02
A00	BG Agro AD-Varna	2,561.15	153.79	1.27						24.33		0.01
5BP	Billboard AD-Sofia	14.00	0.57	0.24	2.97	0.01	0.05	0.02	0.07	2.64	0.31	0.27
5BR	Bulgarian River Shipping AD-Ruse	284.05	2.11	0.35						0.78	0.05	0.13
BSO	Bulgarian Stock Exchange-Sofia	80.25	17.11	3.16		0.03		0.04		4.27	0.01	0.16
5BN	CB Bulgarian American Credit Bank AD-Sofia	13.67	3.76	0.88		0.01		0.07				0.03
5CP	CB Texim Bank AD-Sofia		5.92	2.15								0.05
3CZ	CEZ Distribution Bulgaria AD-Sofia	108.42	1.18	0.70	5.26		0.09			0.73	0.19	0.40
1CZ	CEZ Electro Bulgaria AD-Sofia	7.73	0.23	0.86		0.05	0.06	0.12	0.13	1.82	0.06	1.77
5DOV	Doverie United Holding PLC-Sofia		96.73	1.59						6.53	1.08	0.02
0EA	Elana Agrocredit AD-Sofia	16.54	5.27	1.01		0.04		0.07		6.98	0.42	0.13
52E	Elhim Iskra AD-Pazardzhik	48.89	0.65	0.70		0.01	0.07	0.02	0.07	8.64	0.02	1.04
57E	EMKA AD-Sevlievo	15.41	0.53	1.32	8.22	0.08	0.15	0.09	0.17	7.74		2.30
5EO	Etropal AD-Etropole	558.08	3.06	4.94	30.29		0.07	0.01	0.16	0.83	0.65	0.66
4EH	Eurohold Bulgaria AD-Sofia	220.13	607.01	1.08						0.16	0.58	0.04
4F6	Fazerles AD-Silistra	117.88	0.84	0.48			0.04		0.04	29.81	0.02	0.55
4F8	Formoplast AD-Kardzhali		13.29	8.08			0.05		0.06	2.47		0.49
GTH	Galata Investment Company AD-Varna		1,020.07	1.62						2.15		
GR6	Gradus AD-Stara Zagora	16.28		1.31						1,931.86		
58E	Himsnab Bulgaria AD-Sofia	57.31	75.41	1.31	273.92	0.02		0.02		2.92		0.01
6N3	Holding Nov Vek AD-Sofia	67.10	14.76	1.94	24.11	0.01	0.02	0.03	0.08	0.57	1.88	0.05
4HS	Holding Sveta Sofia AD-Sofia	8.52	14,094.24	1.06		0.06		0.18		1.09	0.88	0.10
5V2	Holding Varna AD-Varna	72.93	63.71	1.47	82.80					2.34	0.39	
4HE	Hydraulic Elements and Systems AD-Yambol			2.28						2.83		

\* Ratios are calculated on the base of the last weighted-average price as of the end of the month

\*\* Financial reports data (ttm)

Methodology for Calculation of Financial Ratios is available at [http://download.bse-sofia.bg/pdf/methodology\\_en.pdf](http://download.bse-sofia.bg/pdf/methodology_en.pdf)



# Financial Ratios

April  
2019

Issue	Issuer	P / E	P / S	P / B	P / EBIT	ROA	EBIT / Total Asts.	ROE	EBIT / Equity	Current Ratio	Debt / Equity	Assets Turnover
4I8	Industrial Capital Holding AD-Sofia	19.36		1.50		0.07		0.08		11.63		0.13
4ID	Industrial Holding Bulgaria PLC-Sofia	16.70	14,053.16	0.45		0.02		0.03		0.14	0.07	0.03
6R1	Industry Development Holding JSC-Sofia	5.14	68.20	1.03	124.42	0.06		0.22	0.01	2.33	1.74	0.14
4IN	Investor.BG AD-Sofia	673.69	8.60	1.93						2.18		0.20
4L4	Lavena AD-Shumen	26.97	1.11	2.53	8.88	0.03	0.08	0.05	0.14	2.10	0.52	0.62
5MH	M+S Hydraulic AD-Kazanlak	20.16	2.38	3.79	12.24	0.16	0.27	0.20	0.32	3.62		1.37
178B	Neo London Capital PLC-Sofia	3.41		0.79		0.12		0.27		13.01	1.42	
3NB	Neochim AD-Dimitrograd		0.25	0.63						1.31	0.24	1.56
5ODE	Odessos Shiprepair Yard AD-Varna	34.45	1.25	0.67	11.69	0.02	0.05	0.02	0.06	2.05		0.49
401	Oil and Gas Exploration and Production AD-Sofia	28.05	3.27	0.85	10.91	0.02	0.06	0.03	0.08	2.00	0.04	0.20
5PET	Petrol AD-Sofia		0.04	1.08	7.90		0.02		0.11	1.67	2.56	4.59
RGL	Regala Invest AD-Varna	1,297.76	124.49	2.17			0.01		0.01	0.05	0.13	0.02
6R2	Rodna Zemya Holding AD-Dobrich	11.22	20.59	1.24	60.57	0.05	0.01	0.15	0.03	1.73	1.19	0.11
6S4	Severcoop Gamza Holding AD-Sofia	10.51	457.25	0.97		0.04		0.09		4.70	1.29	0.10
6S5	Sila Holding AD-Stara Zagora	15.51		1.43		0.07		0.10		24.64	0.21	0.10
6SOA	Sofia Commerce-Pawn Brokerage AD-Sofia	8.64	1.52	0.81	7.37					19.23	0.02	
SO5	Sopharma Trading AD-Sofia	13.00	0.32	2.92	9.58	0.05	0.07	0.24	0.32	1.11	2.02	2.04
OSP	Speedy AD-Sofia	22.12	2.13	4.90	10.41	0.13	0.27	0.24	0.50	0.72	0.94	1.30
3NJ	SS Konstantine And Elena Holding AD-Varna	43.52	4.54	1.37	10.67	0.02	0.07	0.03	0.11	0.95	0.18	0.17
5SR	Stara Planina Hold AD-Sofia	21.53	1,463.90	3.19		0.13				2.98		0.16
6S7	Synergon Holding AD-Sofia		81.49	0.13						8.95	0.40	
EHN	Synthetica AD-Sofia		3,937.50	7.70						3.33	0.32	
7TH	Tchaikapharma High Quality Medicines AD-Sofia	56.62	16.69	7.03		0.11	0.16	0.13	0.18	5.00	0.11	0.37
3TV	Toplivo AD-Sofia		0.10	0.16						1.84	0.48	0.96
T57	Trace Group Hold AD-Sofia	10.62	0.34	0.62	19.35	0.03	0.02	0.06	0.03	1.65	0.17	1.06
1VX	Velgraf Asset Management AD-Sofia	80.98	17.28	2.34	36.10	0.02	0.04	0.03	0.07	1.73	0.25	0.09
4PX	Yuri Gagarin PLC-Plovdiv	4.46	0.12	0.16	1.27	0.03	0.09	0.04	0.13	1.73	0.14	0.93
T43	Zarneni Hrani Bulgaria AD-Sofia	14.19	34.74	0.17		0.01		0.01		1.48	0.02	
3ZL	Zlatni Pyasatsi AD-Varna		1.35	0.15	89.90					6.95	0.01	0.10

## Standard Equities Segment\* (based on consolidated reports\*\*)

Issue	Issuer	P / E	P / S	P / B	P / EBIT	ROA	EBIT / Total Asts.	ROE	EBIT / Equity	Current Ratio	Debt / Equity	Assets Turnover
94G	235 Holdings AD-Sofia			21.25						505.30		
A72	Agria Group Holding AD-Varna	4.49	0.24	0.46	2.80	0.05	0.08	0.13	0.20	1.22	1.09	0.94
6AB	Albena AD-Albena	17.83	1.36	0.37	5.18	0.02	0.05	0.02	0.07	0.52	0.21	0.21
6AM	Alcomet AD-Shumen	13.88	0.52	0.87	6.50	0.04	0.09	0.07	0.16	1.55	0.57	1.14
A4L	Allterco AD-Sofia	12.26	0.77	1.20	8.19	0.07	0.10	0.11	0.16	1.64	0.18	1.10
A00	BG Agro AD-Varna	13.08	0.68	0.97	7.73	0.05	0.08	0.08	0.13	0.92	0.55	0.90
5BP	Billboard AD-Sofia	17.30	0.13	0.22	1.13	0.01	0.08	0.01	0.19	0.84	0.78	0.70
5BR	Bulgarian River Shipping AD-Ruse	16.83	1.38	0.31	11.86	0.01	0.02	0.02	0.03	1.46	0.03	0.18
BSO	Bulgarian Stock Exchange-Sofia	8.45	3.75	2.37	9.00	0.05	0.04	0.32	0.30	1.12	0.01	0.11
5BN	CB Bulgarian American Credit Bank AD-Sofia	13.35	3.72	1.09		0.01		0.07				0.03
5CP	CB Texim Bank AD-Sofia		6.98	2.13								0.05
3CZ	CEZ Distribution Bulgaria AD-Sofia	65.31	1.16	0.69	4.90	0.01	0.09	0.01	0.14	0.74	0.19	0.40
5DOV	Doverie United Holding PLC-Sofia	26.54	0.35	0.75	4.62	0.01	0.05	0.03	0.17	1.45	0.85	0.74
57E	EMKA AD-Sevlievo	3.67	0.17	0.75	2.83					4.34	0.53	
5EO	Etropal AD-Etropole	398.63	3.02	4.83	29.03		0.07	0.01	0.16	0.86	0.64	0.65

\* Ratios are calculated on the base of the last weighted-average price as of the end of the month

\*\* Financial reports data (ttm)

Methodology for Calculation of Financial Ratios is available at [http://download.bse-sofia.bg/pdf/methodology\\_en.pdf](http://download.bse-sofia.bg/pdf/methodology_en.pdf)

# Financial Ratios

April  
2019

Issue	Issuer	P / E	P / S	P / B	P / EBIT	ROA	EBIT / Total Asts.	ROE	EBIT / Equity	Current Ratio	Debt / Equity	Assets Turnover
4EH	Eurohold Bulgaria AD-Sofia	23.73	0.30	2.13	40.05	0.01	0.01	0.09	0.05	1.17	2.17	0.94
GR6	Gradus AD-Stara Zagora	25.80	2.76	1.34	17.85					4.65	0.04	
58E	Himsnab Bulgaria AD-Sofia	23.39	5.64	1.02	24.59			0.05	0.04	2.07	0.37	
6N3	Holding Nov Vek AD-Sofia		1.37	4.62	15.96		0.03		0.29	1.88	7.46	0.39
4HS	Holding Sveta Sofia AD-Sofia	12.82	1.34	1.10	15.76	0.02	0.02	0.12	0.10	1.06	1.89	0.26
5V2	Holding Varna AD-Varna		2.79	1.37	19.17		0.02		0.07	1.24	1.27	0.17
4I8	Industrial Capital Holding AD-Sofia	11.92	0.15	0.70	1.17	0.02	0.19	0.06	0.64	4.56	0.02	1.48
4ID	Industrial Holding Bulgaria PLC-Sofia	7.34	0.89	0.33	3.09	0.03	0.08	0.05	0.11	1.26	0.19	0.27
6R1	Industry Development Holding JSC-Sofia	1.89	3.39	0.73	7.23	0.10	0.03	0.40	0.10	2.24	1.94	0.17
4IN	Investor.BG AD-Sofia		4.59	2.09						1.52	0.30	0.30
4L4	Lavena AD-Shumen	22.41	1.11	2.48	7.71	0.03	0.09	0.05	0.16	1.91	0.52	0.61
5MH	M+S Hydraulic AD-Kazanlak	19.54	2.32	3.94	11.76					3.49		
3NB	Neochim AD-Dimitrograd		0.25	0.62						1.32	0.24	1.57
5ODE	Odessos Shiprepair Yard AD-Varna	14.52	1.47	0.68	11.15	0.04	0.05	0.05	0.06	3.53	0.14	0.38
4O1	Oil and Gas Exploration and Production AD-Sofia	24.07	2.36	0.97	10.21	0.03	0.06	0.03	0.08	2.60	0.04	0.26
5PET	Petrol AD-Sofia	0.35	0.04	0.84	3.20	0.46	0.05	4.90	0.54	1.49	2.00	4.20
6R2	Rodna Zemya Holding AD-Dobrich	2.38	0.55	1.01	1.76	0.15	0.20	0.81	1.09	1.33	1.39	0.64
6S4	Severcoop Gamza Holding AD-Sofia	5.58	653.22	1.00		0.07		0.18		2.17	2.47	0.14
6S5	Sila Holding AD-Stara Zagora	67.43	7.73	1.61		0.01		0.03		1.90	1.09	0.13
6SOA	Sofia Commerce-Pawn Brokerage AD-Sofia	6.59	1.37	0.85	5.72	0.12	0.14	0.13	0.15	18.55	0.01	0.58
SO5	Sopharma Trading AD-Sofia	27.14	0.27	3.76	12.13	0.02	0.05	0.14	0.30	1.08	3.01	2.22
OSP	Speedy AD-Sofia	21.21	1.46	5.30	10.14	0.13	0.27	0.27	0.56	0.83	0.41	1.89
3NJ	SS Konstantine And Elena Holding AD-Varna	48.96	1.52	1.45	4.69	0.01	0.08	0.03	0.28	0.39	1.84	0.26
5SR	Stara Planina Hold AD-Sofia	16.34	0.50	1.24	3.37	0.04	0.17	0.08	0.38	3.52	0.02	1.14
6S7	Synergon Holding AD-Sofia		0.06	0.08	3.34		0.01		0.02	1.09	0.27	0.85
EHN	Synthetica AD-Sofia	90.39	2.42	6.23	14.03	0.02	0.11	0.07	0.45	0.72	1.93	0.65
3TV	Toplivo AD-Sofia		0.07	0.16	77.47					1.36	0.59	1.58
T57	Trace Group Hold AD-Sofia	8.56	0.18	0.63	4.11	0.04	0.08	0.10	0.20	1.26	0.25	1.83
1VX	Velgraf Asset Management AD-Sofia	49.93	22.65	2.26	29.04					1.37	0.27	
4PX	Yuri Gagarin PLC-Plovdiv	3.10	0.10	0.16	1.02	0.03	0.10	0.05	0.16	1.74	0.13	1.07
T43	Zarneni Hrani Bulgaria AD-Sofia	27.92	0.52	0.19	3.25		0.03	0.01	0.06	1.52	0.21	0.20
3ZL	Zlatni Pyasatsi AD-Varna		0.65	0.16	5.08		0.03		0.03	8.07	0.02	0.23

## SPVs Segment\* (based on non-consolidated reports\*\*)

Issue	Issuer	P / E	P / S	P / B	P / EBIT	ROA	EBIT / Total Asts.	ROE	EBIT / Equity	Current Ratio	Debt / Equity	Assets Turnover
6A6	Advance Terrafund REIT-Sofia	14.47	9.73	0.63		0.04	0.04	0.04	0.04	3.81		0.06
5AX	Aktiv Properties REIT-Plovdiv		43.89	0.73						0.03	0.23	0.01
5H4	Balkan and Sea Properties REIT-Varna	18.81	11.23	1.55	13.94	0.06	0.09	0.12	0.16	6.38	0.69	0.11
5BU	Bulgarian Real Estate Fund REIT-Sofia		4.79	0.62			0.07		0.08	5.95	0.09	0.09
9BH	Bulgarian Receivables Fund SPE-Sofia			1.09						15.79		
5BD	Bulland Investments REIT-Sofia			1.03						0.07	0.12	
5EX	Exclusive Property REIT-Sofia	2.29	10.49	0.59		0.14	0.02	0.31	0.05	0.13	0.89	0.03
E7P	Expat Beta REIT-Sofia		39.72	0.88						0.16	0.15	0.02
6F3	FairPlay Properties REIT-Sofia	7.92	0.76	0.30		0.03	0.04	0.04	0.06	6.18	0.11	0.28
RPR	Roi Property Fund REIT-Sofia	4.50	1.68	1.04		0.10	0.13	0.28	0.36	1.60	1.32	0.26
6S6	Sopharma Properties REIT-Sofia	133.42	12.03	2.38		0.01	0.08	0.02	0.13	0.05	0.29	0.13
6SB	Super Borovetz Property Fund REIT-Varna	71.49	32.42	1.37	49.78	0.01	0.01	0.02	0.03	0.87	1.71	0.01

\* Ratios are calculated on the base of the last weighted-average price as of the end of the month

\*\* Financial reports data (ttm)

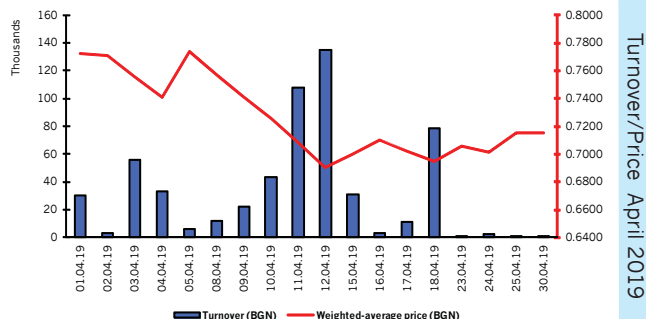
Methodology for Calculation of Financial Ratios is available at [http://download.bse-sofia.bg/pdf/methodology\\_en.pdf](http://download.bse-sofia.bg/pdf/methodology_en.pdf)

# Top 5 Stocks by Trades

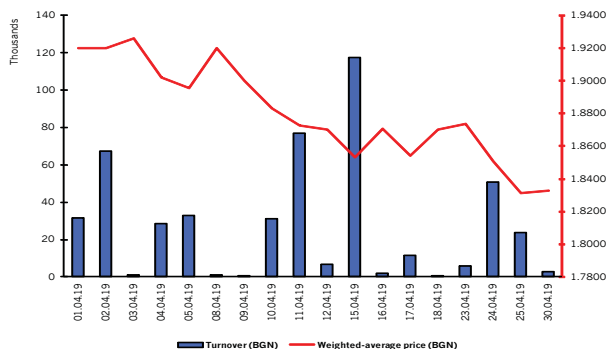
April 2019

## Sirma Group Holding

BSE code of the issue	SKK
Volume of the issue (common shares)	59,360,518
Nominal value (BGN per share)	1.00
Gross dividend 2017 (BGN per share)	0.00
Trading on regulated market as from the beginning of the year	
Volume in lots	2,577,550
Value in BGN	2,114,088.81
Trades	841



Turnover/Price April 2019

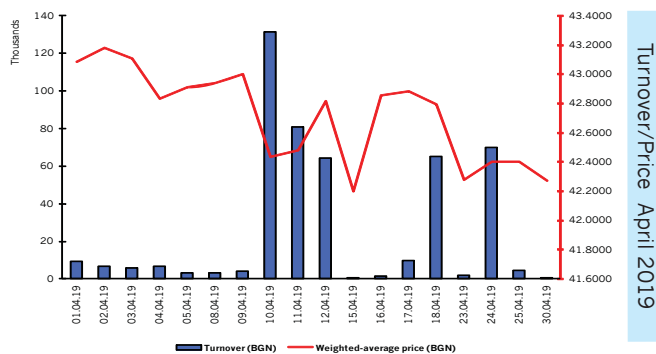


## Advance Terrafund REIT

BSE code of the issue	6A6
Volume of the issue (common shares)	85,110,091
Nominal value (BGN per share)	1.00
Gross dividend 2017 (BGN per share)	0.1060
Trading on regulated market as from the beginning of the year	
Volume in lots	1,500,645
Value in BGN	2,913,819.86
Trades	690

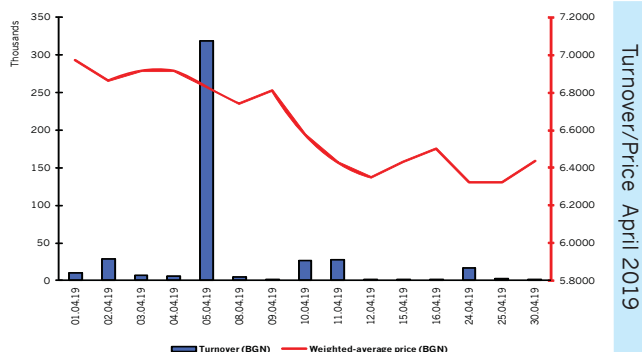
## Albena

BSE code of the issue	6AB
Volume of the issue (common shares)	4,273,126
Nominal value (BGN per share)	1.00
Gross dividend 2017 (BGN per share)	0.7000
Trading on regulated market as from the beginning of the year	
Volume in lots	70,710
Value in BGN	2,856,406.60
Trades	720

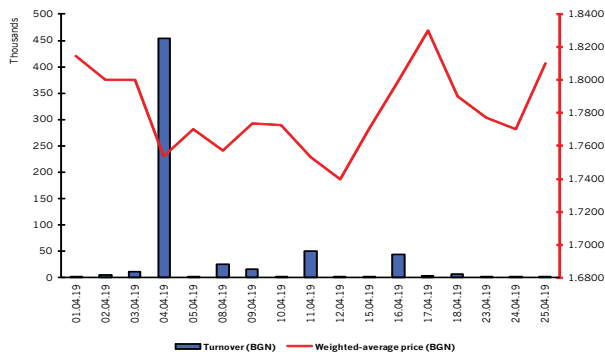


### Monbat

BSE code of the issue	5MB
Volume of the issue (common shares)	39,000,000
Nominal value (BGN per share)	1.00
Gross dividend 2017 (BGN per share)	0.1923
Trading on regulated market as from the beginning of the year	
Volume in lots	350,419
Value in BGN	2,450,912.50
Trades	701



Turnover/Price April 2019



### Chimimport

BSE code of the issue	6C4
Volume of the issue (common shares)	239,646,267
Nominal value (BGN per share)	1.00
Gross dividend 2017 (BGN per share)	0.0630
Trading on regulated market as from the beginning of the year	
Volume in lots	1,540,644
Value in BGN	2,887,913.80
Trades	983