

April
2018

MONTHLY BULLETIN



БФБ

BULGARIAN STOCK EXCHANGE
1000 Sofia, 6 Tri ushi St.
Tel: (+359 2) 937 09 45; Fax: (+359 2) 937 09 46
<http://www.bse-sofia.bg>; e-mail: bse@bse-sofia.bg

General Statistics

April
2018

Capitalization of BSE Main Market		Change	
As of 30 April 2018			
Market Segment	Capitalization	March * 2018	April * 2017
Premium Equities Segment	2,313,826,031.15	4.45%	6.19%
Standard Equities Segment	6,180,956,693.70	-1.28%	-4.07%
Special Purpose Vehicles Segment	698,783,970.95	0.47%	9.56%
Total Capitalization of BSE Main Market	9,193,566,695.80	0.24%	-0.72%

* as of the end of the period

Issues admitted to trading on BSE Main Market			
Market Segment	Number of new issues	Number of delisted issues	Number of listed issues as of the end of the month
Premium Equities Segment	0	0	7
Standard Equities Segment	0	0	78
Special Purpose Vehicles Segment	1	0	15
Bonds Segment	1	0	55
Compensatory Instruments Segment	0	0	3
Exchange Traded Products Segment	2	0	12
Subscription Rights Segment	1	1	1
Initial Public Offering Segment	0	0	0
Government Securities Segment	0	0	20
TOTAL :	5	1	191

* as of the end of the period

BSE Indices

SOFIX

Value *	658.11
Monthly change	1.38%
Annual change	0.12%
P/E **	10.89
P/B **	0.86

BGBX 40

Value *	129.95
Monthly change	1.10%
Annual change	-0.23%
P/E **	12.68
P/B **	1.35

BG TR30

Value *	540.35
Monthly change	0.76%
Annual change	3.93%
P/E **	52.14
P/B **	1.50

BG REIT

Value *	115.52
Monthly change	0.51%
Annual change	6.58%
P/E **	12.11
P/B **	1.08

* Values as of 30 April 2018

** P (prices) are weighted-average

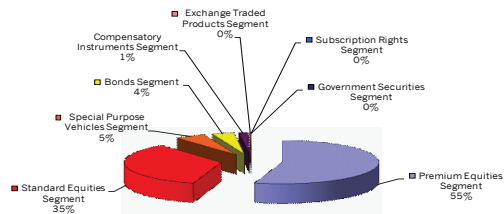
** Financial reports data (ttm)

Monthly Trading by BSE Main Market Segments

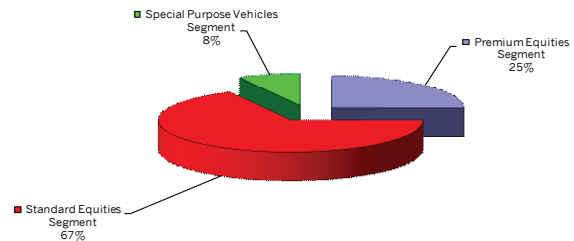
Market Segment	April 2018			Change in turnover (%)	
	Trades	Turnover (BGN)	Volume (lots)	March 2018	April 2017
Premium Equities Segment	920	12,028,531	3,550,757	219.92%	116.39%
Standard Equities Segment	1,049	7,670,728	5,519,314	-71.64%	-55.85%
Special Purpose Vehicles Segment	408	1,128,623	636,970	-6.98%	-78.05%
Bonds Segment	23	813,247	664	-71.57%	1440.94%
Compensatory Instruments Segment	128	331,163	569,608	14.34%	113.14%
Exchange Traded Products Segment	39	55,386	422,397	-66.16%	-53.29%
Subscription Rights Segment	0	0	0	-100.00%	-100.00%
Initial Public Offering Segment	0	0	0	n/a	n/a
Government Securities Segment	0	0	0	-100.00%	n/a
Privatisation Segment	0	0	0	n/a	n/a
TOTAL:	2,567	22,027,677	10,699,710	-39.50%	-22.45%
OTC trades ***	0	0	0	n/a	-100.00%

*** Effective as from 03 January 2018, no OTC trades may be announced through the trading system of BSE-Sofia

Turnover by Segments of BSE Main Market



Capitalization by Segments of BSE Main Market



New issues admitted to trading on the BSE Main Market in April

Issue	Issuer	First Trading Day	Trading Currency	Amount of the issue in the respective currency	Market Segment
GE5	Glenmoore Capital REIT-Varna	05.04.2018	BGN	650,000	Special Purpose Vehicles Segment
OZ4A	Zenith Investment Holding AD-Sofia	05.04.2018	EUR	10,000,000	Bonds Segment
MKK1	Expat Macedonia MBI10 UCITS ETF	12.04.2018	EUR	60,000	Exchange Traded Products Segment
ESNB	Expat Serbia BELEX15 UCITS ETF	18.04.2018	EUR	60,000	Exchange Traded Products Segment

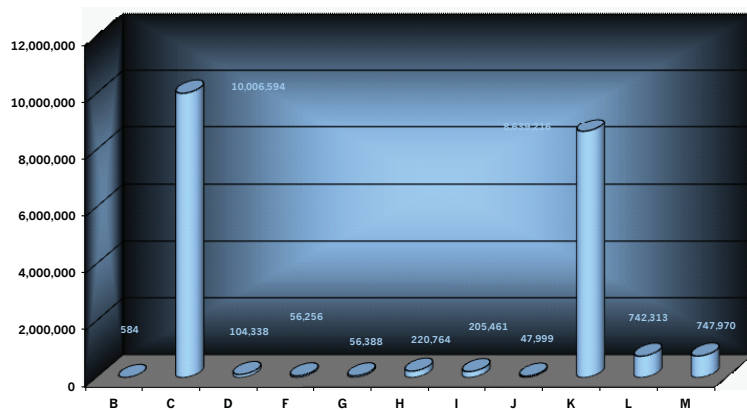
Daily-Average Trading by BSE Main Market Segments

Market Segment	April 2018			Change in turnover (%)	
	Trades	Turnover (BGN)	Volume (lots)	March 2018	April 2017
Premium Equities Segment	51	668,252	197,264	255.47%	116.39%
Standard Equities Segment	58	426,152	306,629	-68.49%	-55.85%
Special Purpose Vehicles Segment	23	62,701	35,387	3.36%	-78.05%
Bonds Segment	1	45,180	37	-68.41%	1440.94%
Compensatory Instruments Segment	7	18,398	31,645	27.04%	113.14%
Exchange Traded Products Segment	2	3,077	23,467	-62.40%	-53.29%
Subscription Rights Segment	0	0	0	-100.00%	-100.00%
Initial Public Offering Segment	0	0	0	n/a	n/a
Government Securities Segment	0	0	0	-100.00%	n/a
Privatisation Segment	0	0	0	n/a	n/a
TOTAL:	143	1,223,760	594,428	-32.78%	-22.45%
OTC trades ***	0	0	0	n/a	-100.00%

*** Effective as from 03 January 2018, no OTC trades may be announced through the trading system of BSE-Sofia

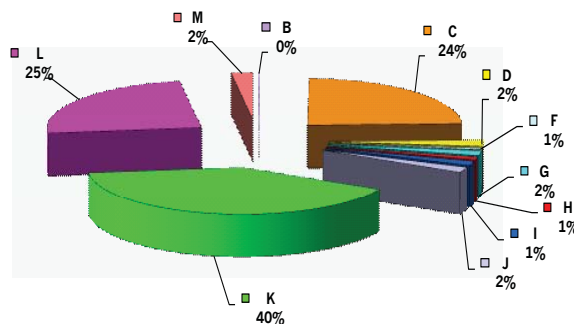
Trading by Industries (according to NACE.BG-2008)		Trades	Volume (lots)	Turnover (BGN)
B	Mining and quarrying	2	86	583.50
C	Manufacturing	641	2,378,770	10,006,593.78
D	Electricity,gas,steam and air conditioning supply	24	126	104,338.00
F	Construction	40	13,856	56,255.66
G	Wholesale and retail trade; repair of motor vehicles and motorcycles	65	57,482	56,387.61
H	Transportation and storage	57	302,410	220,764.20
I	Accommodation and food service activities	46	3,718	205,460.50
J	Information and communication	1	3,582	47,998.80
K	Financial and insurance activities	1,282	6,294,645	8,639,216.01
L	Real estate activities	56	169,262	742,313.34
M	Professional, scientific and technical activities	163	483,104	747,969.83

Share of industries in the total turnover (BGN) on the BSE Main Market in April



- B Mining and quarrying
- C Manufacturing
- D Electricity,gas,steam and air conditioning supply
- F Construction
- G Wholesale and retail trade; repair of motor vehicles and motorcycles
- H Transportation and storage
- I Accommodation and food service activities
- J Information and communication
- K Financial and insurance activities
- L Real estate activities
- M Professional, scientific and technical activities

Share of industries in the total turnover (BGN) on the BSE Main Market in the last 365 days



- B Mining and quarrying
- C Manufacturing
- D Electricity,gas,steam and air conditioning supply
- F Construction
- G Wholesale and retail trade; repair of motor vehicles and motorcycles
- H Transportation and storage
- I Accommodation and food service activities
- J Information and communication
- K Financial and insurance activities
- L Real estate activities
- M Professional, scientific and technical activities

TOP 5

Liquidity Ranking

Issuer	Trades	Volume (lots)	Turnover (BGN)
Chimimport AD-Sofia	324	786,356	1,878,394.25
Advance Terrafund REIT-Sofia	229	304,931	672,274.98
Sopharma AD-Sofia	225	2,152,424	9,185,397.81
Sirma Group Holding JSC-Sofia	124	456,275	450,442.43
Sopharma Properties REIT-Sofia	78	14,174	92,277.15

TOP 5

Members

Trades	Turnover (BGN)
Inv. Intermediary "Karoll" 1,616	Inv. Intermediary "Sofia International Securities" 9,078,555.17
Inv. Intermediary "Elana Trading" 757	CB "DSK Bank" 8,659,908.79
Inv. Intermediary "BenchMark Finance" 460	Inv. Intermediary "First Financial Brokerage House" 4,101,409.40
Inv. Intermediary "First Financial Brokerage House" 376	Inv. Intermediary "Karoll" 3,576,244.70
Inv. Intermediary "UG Market" 318	CB "Allianz Bank Bulgaria" 3,070,979.00

TOP 30

Capitalization as of 30 April 2018

Issues of shares on the BSE Main Market

Issue	Issuer	Nominal (BGN)	Amount (Shares)	Closing price (BGN)	Capitalization (BGN)
6C4	Chimimport AD-Sofia	1.00	239,646,267	2.3800	570,358,115.46
3JR	Sopharma AD-Sofia	1.00	134,797,899	4.2300	570,195,112.77
7TH	Tchaikapharma High Quality Medicines AD-Sofia	1.00	64,300,000	8.4500	543,335,000.00
3CZ	CEZ Distribution Bulgaria AD-Sofia	1.00	1,928,000	254.0000	489,712,000.00
5F4	CB First Investment Bank AD-Sofia	1.00	110,000,000	4.1400	455,400,000.00
5MB	Monbat AD-Sofia	1.00	39,000,000	8.9000	347,100,000.00
5MH	M+S Hydraulic AD-Kazanlak	1.00	39,055,200	7.8500	306,583,320.00
4EH	Eurohold Bulgaria AD-Sofia	1.00	197,525,600	1.5200	300,238,912.00
SO5	Sopharma Trading AD-Sofia	1.00	32,905,009	7.8500	258,304,320.65
1VX	Velgraf Asset Management AD-Sofia	1.00	68,979,758	3.6400	251,086,319.12
6AB	Albena AD-Albena	1.00	4,273,126	58.0000	247,841,308.00
6AM	Alcomet AD-Shumen	1.00	17,952,959	13.7000	245,955,538.30
OSP	Speedy AD-Sofia	1.00	5,377,619	41.0000	220,482,379.00
4CF	CB Central Cooperative Bank AD-Sofia	1.00	113,154,291	1.8600	210,466,981.26
5V2	Holding Varna AD-Varna	1.00	5,235,900	38.0000	198,964,200.00
6A6	Advance Terrafund REIT-Sofia	1.00	85,110,091	2.2100	188,093,301.11
5BN	CB Bulgarian American Credit Bank AD-Sofia	1.00	24,691,313	7.4000	182,715,716.20
5SR	Stara Planina Hold AD-Sofia	1.00	21,000,000	7.6500	160,650,000.00
3MZ	Svilosa AD-Svishtov	1.00	31,754,944	4.5000	142,897,248.00
57B	Bulgartabac Holding AD-Sofia	1.00	7,367,222	18.0000	132,609,996.00
6S6	Sopharma Properties REIT-Sofia	1.00	20,103,965	6.5000	130,675,772.50
6AG	Agro Finance REIT-Plovdiv	1.00	32,219,708	4.0000	128,878,832.00
EHN	Synthetica AD-Sofia	1.00	3,000,000	42.0000	126,000,000.00
3NB	Neochim AD-Dimitrograd	1.00	2,654,358	46.4000	123,162,211.20
GTH	Galata Investment Company AD-Varna	1.00	68,571,234	1.7500	119,999,659.50
1CZ	CEZ Electro Bulgaria AD-Sofia	10.00	5,000	23,000.0000	115,000,000.00
58E	Himsnab Bulgaria AD-Sofia	1.00	2,494,631	43.0000	107,269,133.00
T57	Trace Group Hold AD-Sofia	1.00	24,200,000	4.4000	106,480,000.00
4KX	Korado Bulgaria AD-Strazhitsa	1.00	13,168,614	7.9000	104,032,050.60
5H4	Balkan and Sea Properties REIT-Varna	1.00	6,925,156	14.8000	102,492,308.80

Premium Equities Segment

Issue	Issuer	Nominal (BGN)	Amount (Shares)	Closing price (BGN)	Capitalisation (BGN)
3JR	Sopharma AD-Sofia	1.00	134,797,899	4.2300	570,195,112.77
4CF	CB Central Cooperative Bank AD-Sofia	1.00	113,154,291	1.8600	210,466,981.26
4KX	Korado Bulgaria AD-Strazhitsa	1.00	13,168,614	7.9000	104,032,050.60
5F4	CB First Investment Bank AD-Sofia	1.00	110,000,000	4.1400	455,400,000.00
5MB	Monbat AD-Sofia	1.00	39,000,000	8.9000	347,100,000.00
6C4	Chimimport AD-Sofia	1.00	239,646,267	2.3800	570,358,115.46
SKK	Sirma Group Holding JSC-Sofia	1.00	59,360,518	0.9480	56,273,771.06

Standard Equities Segment

Issue	Issuer	Nominal (BGN)	Amount (Shares)	Closing price (BGN)	Capitalisation (BGN)
6A8	Advance Equity Holding AD-Sofia	1.00	35,945,592	0.3500	12,580,957.20
A72	Agria Group Holding AD-Varna	1.00	6,800,000	11.8000	80,240,000.00
6AB	Albena AD-Albena	1.00	4,273,126	58.0000	247,841,308.00
6AM	Alcomet AD-Shumen	1.00	17,952,959	13.7000	245,955,538.30
A4L	Allterco AD-Sofia	1.00	15,000,000	2.1000	31,500,000.00
6AR	Aroma AD-Sofia	1.00	15,491,829	1.6200	25,096,762.98
6AN	Asenova Krepost AD-Asenovgrad	3.00	2,546,011	9.0000	22,914,099.00
A00	BG Agro AD-Varna	1.00	40,357,440	1.9800	79,907,731.20
5BP	Billboard AD-Sofia	1.00	15,000,000	0.3580	5,370,000.00
40E	Bioiasis AD-Sofia	1.00	1,200,000	16.0800	19,296,000.00
BPT	Bulgarian Private Equity Fund AD-Sofia	1.00	3,325,006	1.0670	3,547,781.40
5BR	Bulgarian River Shipping AD-Ruse	1.00	35,708,674	0.6750	24,103,354.95
BSO	Bulgarian Stock Exchange-Sofia	1.00	6,582,860	5.7000	37,522,302.00
57B	Bulgartabac Holding AD-Sofia	1.00	7,367,222	18.0000	132,609,996.00
5BN	CB Bulgarian American Credit Bank AD-Sofia	1.00	24,691,313	7.4000	182,715,716.20
5CP	CB Texim Bank AD-Sofia	1.00	27,995,036	2.7400	76,706,398.64
C81	CBA Asset Management AD-Veliko Tarnovo	1.00	2,020,000	0.1000	202,000.00
3CZ	CEZ Distribution Bulgaria AD-Sofia	1.00	1,928,000	254.0000	489,712,000.00
1CZ	CEZ Electro Bulgaria AD-Sofia	10.00	5,000	23,000.0000	115,000,000.00
CODA	Concord Fund-7 South-East Europe	10.00	967,000	11.2000	10,830,400.00
6EG	Dietsmann Energoremont Holding AD-Sofia	1.00	19,213,700	4.6800	89,920,116.00
5DOV	Doverie United Holding PLC-Sofia	1.00	18,736,099	1.7850	33,443,936.72
0EA	Elana Agrocredit AD-Sofia	1.00	18,902,402	1.1200	21,170,690.24
52E	Elhim Iskra AD-Pazardzhik	1.00	25,108,410	1.1700	29,376,839.70
57E	EMKA AD-Sevlievo	1.00	21,505,776	3.0600	65,807,674.56
5EO	Etropal AD-Etropole	1.00	5,000,000	5.0000	25,000,000.00
4EH	Eurohold Bulgaria AD-Sofia	1.00	197,525,600	1.5200	300,238,912.00
6A9	Favorit Hold AD-Sofia	1.00	2,356,923	2.0000	4,713,846.00
4F6	Fazerles AD-Silistra	1.00	515,000	23.0000	11,845,000.00
4F8	Formoplast AD-Kardzhali	1.00	3,798,905	5.3000	20,134,196.50
5FC	Futures Capital AD-Sofia	1.00	420,500	24.0000	10,092,000.00
GTH	Galata Investment Company AD-Varna	1.00	68,571,234	1.7500	119,999,659.50
58E	Himsnab Bulgaria AD-Sofia	1.00	2,494,631	43.0000	107,269,133.00
6N3	Holding Nov Vek AD-Sofia	1.00	4,110,469	14.7000	60,423,894.30
5V2	Holding Varna AD-Varna	1.00	5,235,900	38.0000	198,964,200.00
4HE	Hydraulic Elements and Systems AD-Yambol	1.00	18,193,752	5.4500	99,155,948.40
4HI	Hydroizomat AD-Sofia	1.00	2,989,440	1.2000	3,587,328.00
4I8	Industrial Capital Holding AD-Sofia	1.00	15,551,960	3.0600	47,588,997.60
4ID	Industrial Holding Bulgaria PLC-Sofia	1.00	77,400,643	0.9800	75,852,630.14
4IN	Investor.BG AD-Sofia	1.00	4,782,362	13.4000	64,083,650.80
4KU	Kauchuk AD-Sofia	1.00	942,091	25.0000	23,552,275.00

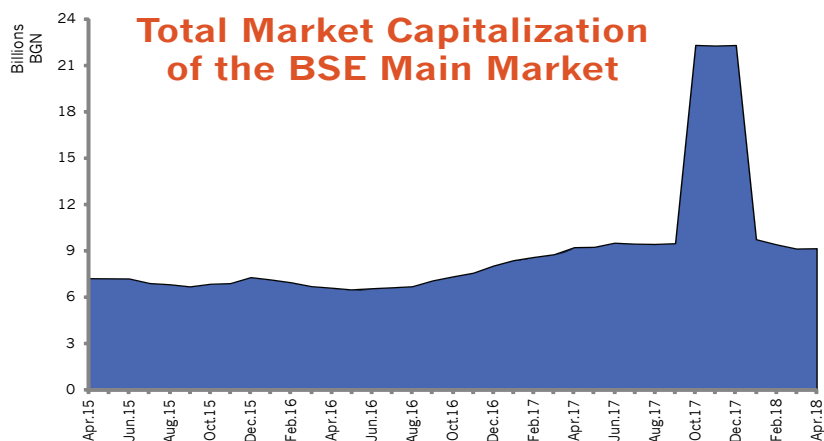
Capitalisation by Issues

April
2018

Issue	Issuer	Nominal (BGN)	Amount (Shares)	Closing price (BGN)	Capitalisation (BGN)
4L4	Lavena AD-Shumen	1.00	319,981	105.0000	33,598,005.00
6L1	Lomsko Pivo AD-Lom	1.00	4,500,000	0.5300	2,385,000.00
5MR	Momina Krepost AD-Veliko Tarnovo	1.00	1,691,184	3.0000	5,073,552.00
5MH	M+S Hydraulic AD-Kazanlak	1.00	39,055,200	7.8500	306,583,320.00
178B	Neo London Capital PLC-Sofia	100.00	99,950	120.0000	11,994,000.00
3NB	Neochim AD-Dimitrovgrad	1.00	2,654,358	46.4000	123,162,211.20
5ODE	Odessos Shiprepair Yard AD-Varna	1.00	586,642	97.5000	57,197,595.00
401	Oil and Gas Exploration and Production AD-Sofia	1.00	12,228,062	6.7500	82,539,418.50
5PET	Petrol AD-Sofia	4.00	27,312,403	1.2000	32,774,883.60
OPH	Phoenix Capital Holding AD-Sofia	100.00	1,000	100.0000	100,000.00
RBL	Real Bulland JSC-Sofia	1.00	2,500,000	1.0000	2,500,000.00
RGL	Regala Invest AD-Varna	1.00	18,428,734	2.6000	47,914,708.40
6S4	Severcoop Gamza Holding AD-Sofia	2.00	2,673,899	3.7000	9,893,426.30
6S5	Sila Holding AD-Stara Zagora	1.00	36,852,997	2.1200	78,128,353.64
3JL	Slanchev Bryag AD-Slanchev Bryag	1.00	1,957,808	4.0600	7,948,700.48
6SOA	Sofia Commerce-Pawn Brokerage AD-Sofia	1.00	2,400,000	3.5600	8,544,000.00
6SOP	Sofia Commerce-Pawn Brokerage AD-Sofia	1.00	201,154	4.7800	961,516.12
OS8	Solarpro Holding AD-Sofia	1.00	46,763,461	0.7250	33,903,509.23
SO5	Sopharma Trading AD-Sofia	1.00	32,905,009	7.8500	258,304,320.65
SL9	Sparky Eltos AD-Lovech	1.00	39,985,608	0.1340	5,358,071.47
OSP	Speedy AD-Sofia	1.00	5,377,619	41.0000	220,482,379.00
3NJ	SS Konstantine And Elena Holding AD-Varna	1.00	2,309,561	23.6000	54,505,639.60
5SR	Stara Planina Hold AD-Sofia	1.00	21,000,000	7.6500	160,650,000.00
3MZ	Svilosa AD-Svishtov	1.00	31,754,944	4.5000	142,897,248.00
6S7	Synergon Holding AD-Sofia	1.00	18,358,849	1.1800	21,663,441.82
EHN	Synthetica AD-Sofia	1.00	3,000,000	42.0000	126,000,000.00
7TH	Tchaikapharma High Quality Medicines AD-Sofia	1.00	64,300,000	8.4500	543,335,000.00
T24	TK-Hold PLC-Sofia	1.00	8,539,384	1.5000	12,809,076.00
5T6	Todoroff AD-Sofia	1.00	3,400,000	0.2200	748,000.00
3TV	Toplivo AD-Sofia	1.00	5,416,829	3.9000	21,125,633.10
T57	Trace Group Hold AD-Sofia	1.00	24,200,000	4.4000	106,480,000.00
59X	Unipharm AD-Sofia	1.00	6,000,000	4.2600	25,560,000.00
4V5	Varna-Plod AD-Varna	1.00	52,709	398.0000	20,978,182.00
1VX	Velgraf Asset Management AD-Sofia	1.00	68,979,758	3.6400	251,086,319.12
4PX	Yuri Gagarin PLC-Plovdiv	1.00	1,003,904	30.0000	30,117,120.00
T43	Zarneni Hrani Bulgaria AD-Sofia	1.00	195,660,287	0.3500	68,481,100.45
3ZL	Zlatni Pyasatsi AD-Varna	1.00	6,493,577	3.1000	20,130,088.70

Special Purpose Vehicles Segment

Issue	Issuer	Nominal (BGN)	Amount (Shares)	Closing price (BGN)	Capitalisation (BGN)
28R	Arco Real Estate Fund REIT-Sofia	1.00	650,000	1.0000	650,000.00
4IC	Intercapital Property Development REIT-Sofia	1.00	6,011,476	0.1100	661,262.36
4PY	Prime Property BG REIT-Sofia	1.00	35,706,593	0.6100	21,781,021.73
5AX	Aktiv Properties REIT-Plovdiv	9.00	2,192,011	5.0000	10,960,055.00
5BD	Bulland Investments REIT-Sofia	1.00	15,008,125	1.1100	16,659,018.75
5BU	Bulgarian Real Estate Fund REIT-Sofia	1.00	20,150,000	1.8800	37,882,000.00
5H4	Balkan and Sea Properties REIT-Varna	1.00	6,925,156	14.8000	102,492,308.80
6A6	Advance Terrafund REIT-Sofia	1.00	85,110,091	2.2100	188,093,301.11
6A7	Agroenergy Invest REIT-Sofia	1.00	27,961,916	1.0470	29,276,126.05
6AG	Agro Finance REIT-Plovdiv	1.00	32,219,708	4.0000	128,878,832.00
6BMA	Fund Estates REIT-Sofia	1.00	23,394,706	0.0490	1,146,340.59
6F3	FairPlay Properties REIT-Sofia	1.00	33,145,400	0.7550	25,024,777.00
6S6	Sopharma Properties REIT-Sofia	1.00	20,103,965	6.5000	130,675,772.50
E7P	Expat Beta REIT-Sofia	1.00	5,143,190	0.8950	4,603,155.05
GE5	Glenmoore Capital REIT-Varna	1.00	650,000		



Premium Equities Segment

Issue	Issuer	Trades	Volume (lots)	Turnover (BGN)	Trading currency	Weighted & Corrected Values			Closing price	As from
						Average price	Min. price	Max. price		
3JR	Sopharma AD-Sofia	225	2,152,424	9,185,397.81	BGN	4.2670	4.1800	4.2693	4.2300	30.04.2018
4CF	CB Central Cooperative Bank AD-Sofia	71	105,474	197,619.64	BGN	1.8740	1.8025	1.9060	1.8600	30.04.2018
4KX	Korado Bulgaria AD-Strazhitsa	32	3,835	29,501.70	BGN	7.6930	7.4636	7.9500	7.9000	30.04.2018
5F4	CB First Investment Bank AD-Sofia	71	27,417	119,055.76	BGN	4.3420	4.1800	4.6086	4.1400	30.04.2018
5MB	Monbat AD-Sofia	73	18,976	168,119.00	BGN	8.8600	8.6647	8.9673	8.9000	30.04.2018
6C4	Chimimport AD-Sofia	324	786,356	1,878,394.25	BGN	2.3890	2.2688	2.4321	2.3800	30.04.2018
SKK	Sirma Group Holding JSC-Sofia	124	456,275	450,442.43	BGN	0.9870	0.9369	1.0028	0.9480	30.04.2018

Standard Equities Segment

Issue	Issuer	Trades	Volume (lots)	Turnover (BGN)	Trading currency	Weighted & Corrected Values			Closing price	As from
						Average price	Min. price	Max. price		
0EA	Elana Agrocredit AD-Sofia	58	44,680	49,887.14	BGN	1.1170	1.1000	1.1300	1.1200	30.04.2018
0SB	Solarpro Holding AD-Sofia	2	3,500	2,432.50	BGN	0.6950	0.6900	0.7250	0.7250	18.04.2018
0SP	Speedy AD-Sofia	18	960	39,370.20	BGN	41.0110	40.8333	43.0000	41.0000	27.04.2018
178B	Neo London Capital PLC-Sofia	2	985	118,200.00	BGN	120.0000	120.0000	120.0000	120.0000	17.04.2018
1CZ	CEZ Electro Bulgaria AD-Sofia	2	3	72,600.00	BGN	24,200.0000	23,000.0000	24,800.0000	23,000.0000	26.04.2018
1VX	Velgraf Asset Management AD-Sofia	2	110,000	400,400.00	BGN	3.6400	3.6400	3.6400	3.6400	24.04.2018
3CZ	CEZ Distribution Bulgaria AD-Sofia	22	123	31,738.00	BGN	258.0330	254.0000	262.0000	254.0000	30.04.2018
3MZ	Svilosa AD-Svishtov	40	16,736	71,968.54	BGN	4.3000	4.1200	4.4516	4.5000	30.04.2018
3NB	Neochim AD-Dimitrovgrad	39	6,469	297,860.40	BGN	46.0440	45.8000	50.0000	46.4000	27.04.2018
3NJ	SS Konstantine And Elena Holding AD-Varna	5	2,324	51,114.00	BGN	21.9940	21.4000	23.6000	23.6000	23.04.2018
3TV	Toplivo AD-Sofia	3	1,170	4,503.00	BGN	3.8490	3.7000	3.9000	3.9000	24.04.2018
3ZL	Zlatni Pyasatsi AD-Varna	2	330	873.00	BGN	2.6450	2.6000	3.1000	3.1000	25.04.2018
4EH	Eurohold Bulgaria AD-Sofia	48	64,365	96,715.01	BGN	1.5030	1.4726	1.5150	1.5200	30.04.2018
4F6	Fazerles AD-Silistra	14	447	11,367.60	BGN	25.4310	23.7913	27.1441	23.0000	30.04.2018
4F8	Formoplast AD-Kardzhali	4	970	5,141.00	BGN	5.3000	5.3000	5.3000	5.3000	30.04.2018
4HE	Hydraulic Elements and Systems AD-Yambol	17	2,932	15,692.10	BGN	5.3520	5.3000	5.4500	5.4500	26.04.2018
4HI	Hydrozomat AD-Sofia	4	2,200	2,648.00	BGN	1.2040	1.2000	1.2400	1.2000	24.04.2018
4IB	Industrial Capital Holding AD-Sofia	18	2,570	7,706.76	BGN	2.9990	2.9500	3.1000	3.0600	26.04.2018
4ID	Industrial Holding Bulgaria PLC-Sofia	55	3,088,438	3,087,918.31	BGN	1.0000	0.9677	1.0000	0.9800	26.04.2018
4IN	Investor.BG AD-Sofia	1	3,582	47,998.80	BGN	13.4000	13.4000	13.4000	13.4000	24.04.2018
4KU	Kauchuk AD-Sofia	1	50	1,250.00	BGN	25.0000	25.0000	25.0000	25.0000	03.04.2018
4L4	Lavena AD-Shumen	6	145	15,420.00	BGN	106.3450	105.4711	112.0000	105.0000	30.04.2018
4O1	Oil and Gas Exploration and Production AD-Sofia	2	86	583.50	BGN	6.7850	6.7849	6.7849	6.7500	19.04.2018
4PX	Yuri Gagarin PLC-Plovdiv	7	514	15,757.00	BGN	30.6560	30.0000	34.2000	30.0000	30.04.2018
52E	Elhim Iskra AD-Pazardzhik	9	5,110	6,189.95	BGN	1.2110	1.1700	1.2500	1.1700	30.04.2018
57B	Bulgartabac Holding AD-Sofia	23	545	11,560.00	BGN	21.2110	19.5455	23.9568	18.0000	30.04.2018
57E	EMKA AD-Sevlievo	16	5,775	17,651.60	BGN	3.0570	3.0234	3.1000	3.0600	27.04.2018
58E	Himsnab Bulgaria AD-Sofia	4	772	31,279.80	BGN	40.5180	40.4000	40.5202	43.0000	27.04.2018
5BN	CB Bulgarian American Credit Bank AD-Sofia	9	2,305	16,848.75	BGN	7.3100	7.2500	7.3653	7.4000	30.04.2018
5BP	Billboard AD-Sofia	53	143,270	44,883.36	BGN	0.3130	0.3036	0.3598	0.3580	30.04.2018
5BR	Bulgarian River Shipping AD-Ruse	39	301,450	181,394.00	BGN	0.6020	0.6010	0.6750	0.6750	25.04.2018
5CP	CB Texim Bank AD-Sofia	3	34,380	94,191.20	BGN	2.7400	2.7397	2.7397	2.7400	17.04.2018
5DOV	Doverie United Holding PLC-Sofia	28	7,327	13,448.97	BGN	1.8360	1.7800	1.8800	1.7850	27.04.2018
5EO	Etropal AD-Etropole	2	70	349.40	BGN	4.9910	4.9800	5.0000	5.0000	30.04.2018
5MH	M+S Hydraulic AD-Kazanlak	48	13,682	106,773.20	BGN	7.8040	7.4500	7.8672	7.8500	30.04.2018
5ODE	Odosos Shiprepair Yard AD-Varna	12	179	16,666.50	BGN	93.1090	85.5000	93.2829	97.5000	17.04.2018
5PET	Petrol AD-Sofia	12	1,879	2,356.12	BGN	1.2540	1.1700	1.4000	1.2000	30.04.2018
5SR	Stara Planina Hold AD-Sofia	42	5,564	41,228.35	BGN	7.4100	7.3000	7.7000	7.6500	26.04.2018
5V2	Holding Varna AD-Varna	19	2,626	99,204.00	BGN	37.7780	35.6889	38.0000	38.0000	25.04.2018

Trade by Issues

April
2018

Issue	Issuer	Trades	Volume (lots)	Turnover (BGN)	Trading currency	Weighted & Corrected Values			Closing price	As from
						Average price	Min. price	Max. price		
6A8	Advance Equity Holding AD-Sofia	3	545,593	174,595.36	BGN	0.3200	0.3000	0.3500	0.3500	24.04.2018
6AB	Albena AD-Albena	44	3,388	204,587.50	BGN	60.3860	58.0000	60.5000	58.0000	30.04.2018
6AM	Alcomet AD-Shumen	23	1,616	21,828.00	BGN	13.5070	13.3333	13.9000	13.7000	30.04.2018
6AN	Asenova Krepost AD-Asenovgrad	1	12	108.00	BGN	9.0000	9.0000	9.0000	9.0000	18.04.2018
6AR	Aroma AD-Sofia	3	2,875	4,661.25	BGN	1.6210	1.6213	1.6213	1.6200	30.04.2018
6L1	Lomsko Pivo AD-Lom	7	3,335	1,746.55	BGN	0.5240	0.5200	0.5500	0.5300	26.04.2018
6N3	Holding Nov Vek AD-Sofia	7	345	4,852.50	BGN	14.0650	14.0000	14.2636	14.7000	27.04.2018
6S4	Severcoop Gamza Holding AD-Sofia	10	390	1,334.00	BGN	3.4210	3.2200	3.6000	3.7000	26.04.2018
6S5	Sila Holding AD-Stara Zagora	1	200	424.00	BGN	2.1200	2.1200	2.1200	2.1200	19.04.2018
6S7	Synergon Holding AD-Sofia	25	53,120	63,134.65	BGN	1.1890	1.1300	1.2431	1.1800	30.04.2018
6SOA	Sofia Commerce-Pawn Brokerage AD-Sofia	11	4,630	16,144.14	BGN	3.4870	3.4400	3.5433	3.5600	30.04.2018
6SOP	Sofia Commerce-Pawn Brokerage AD-Sofia	10	1,385	6,604.44	BGN	4.7690	4.7111	4.7800	4.7800	25.04.2018
7TH	Tchaikapharma High Quality Medicines AD-Sofia	13	3,225	27,001.00	BGN	8.3720	8.3000	8.4500	8.4500	27.04.2018
A4L	Allterco AD-Sofia	24	31,510	66,203.04	BGN	2.1010	2.0824	2.1800	2.1000	27.04.2018
A72	Agria Group Holding AD-Varna	38	26,529	297,497.40	BGN	11.2140	11.1170	12.0000	11.8000	26.04.2018
A00	BG Agro AD-Varna	2	1,100	2,186.00	BGN	1.9870	1.9800	2.0200	1.9800	17.04.2018
BPT	Bulgarian Private Equity Fund AD-Sofia	8	789,910	947,892.00	BGN	1.0670	1.0670	1.0670	1.2000	11.04.2018
BSO	Bulgarian Stock Exchange-Sofia	16	47,134	272,263.20	BGN	5.7760	5.7000	5.8000	5.7000	27.04.2018
C81	CBA Asset Management AD-Veliko Tarnovo	1	300	30.00	BGN	0.1000	0.1000	0.1000	0.1000	17.04.2018
CODA	Concord Fund-7 South-East Europe	1	1,641	18,379.20	BGN	11.2000	11.2000	11.2000	11.2000	24.04.2018
EHN	Synthetica AD-Sofia	4	5,515	231,630.00	BGN	42.0000	42.0000	42.0000	42.0000	30.04.2018
GTH	Galata Investment Company AD-Varna	2	38,245	68,831.00	BGN	1.8000	1.7500	1.8000	1.7500	04.04.2018
RGL	Regala Invest AD-Varna	1	200	520.00	BGN	2.6000	2.6000	2.6000	2.6000	05.04.2018
SL9	Sparky Eltos AD-Lovech	13	12,314	1,668.36	BGN	0.1360	0.1353	0.1420	0.1340	23.04.2018
S05	Sopharma Trading AD-Sofia	27	4,000	31,960.70	BGN	7.9900	7.7945	8.0500	7.8500	30.04.2018
T24	TK-Hold PLC-Sofia	4	200	300.00	BGN	1.5000	1.5000	1.5000	1.5000	16.04.2018
T43	Zarneni Hrani Bulgaria AD-Sofia	23	50,433	17,567.79	BGN	0.3480	0.3420	0.3508	0.3500	30.04.2018
T57	Trace Group Hold AD-Sofia	36	11,656	53,607.66	BGN	4.5990	4.5179	4.7800	4.4000	30.04.2018

Special Purpose Vehicles Segment

Issue	Issuer	Trades	Volume (lots)	Turnover (BGN)	Trading currency	Weighted & Corrected Values			Closing price	As from
						Average price	Min. price	Max. price		
4IC	Intercapital Property Development REIT-Sofia	2	9,700	1,067.00	BGN	0.1100	0.1100	0.1100	0.1100	16.04.2018
4PY	Prime Property BG REIT-Sofia	1	50	30.50	BGN	0.6100	0.6100	0.6100	0.6100	18.04.2018
5AX	Aktiv Properties REIT-Plovdiv	8	6,379	31,371.70	BGN	4.9180	4.8000	5.2000	5.0000	30.04.2018
5BD	Bulland Investments REIT-Sofia	9	122,813	135,057.30	BGN	1.1000	1.0000	1.1100	1.1100	30.04.2018
5BU	Bulgarian Real Estate Fund REIT-Sofia	61	35,582	66,184.28	BGN	1.8600	1.8128	1.9000	1.8800	30.04.2018
5H4	Balkan and Sea Properties REIT-Varna	1	810	11,988.00	BGN	14.8000	14.8000	14.8000	14.8000	17.04.2018
6A6	Advance Terrafund REIT-Sofia	229	304,931	672,274.98	BGN	2.2050	2.1839	2.2303	2.2100	30.04.2018
6BMA	Fund Estates REIT-Sofia	3	1,467	60.21	BGN	0.0410	0.0390	0.0490	0.0490	13.04.2018
6F3	FairPlay Properties REIT-Sofia	11	48,355	36,137.15	BGN	0.7470	0.6100	0.7550	0.7550	30.04.2018
6S6	Sopharma Properties REIT-Sofia	78	14,174	92,277.15	BGN	6.5100	6.4000	6.7000	6.5000	30.04.2018
E7P	Expat Beta REIT-Sofia	5	92,709	82,174.58	BGN	0.8860	0.8750	0.9000	0.8950	24.04.2018

Bonds Segment

Issue	Issuer	Trades	Volume (lots)	Turnover (BGN)	Trading currency	Clean Prices (% of nominal)			Closing price	As from
						Average price	Min. price	Max. price		
0EA2	Elana Agrocredit AD-Sofia	3	13	25,430.56	EUR	100.0100	100.0100	100.0100	100.0100	12.04.2018
0FDB	Finance Direct AD-Sofia	1	2	3,018.11	EUR	102.5000	102.5000	102.5000	102.5000	30.04.2018
0FDC	Finance Direct AD-Sofia	1	2	3,922.91	EUR	100.0000	100.0000	100.0000	100.0000	30.04.2018
1VXA	Velgraf Asset Management AD-Sofia	1	78	31,813.76	EUR	100.5000	100.5000	100.5000	100.5000	27.04.2018
229E	Elana Financial Holding AD-Sofia	2	30	59,081.62	EUR	100.0000	100.0000	100.0000	100.0000	13.04.2018
4BUA	Balkancar-Zarya PLC-Pavlikeni	1	163	212,973.53	EUR	84.9500	84.9500	84.9500	84.9500	20.04.2018
4CFB	CB Central Cooperative Bank AD-Sofia	2	100	202,520.45	EUR	102.1500	102.1500	102.1500	102.1500	27.04.2018
5MBA	Monbat AD-Sofia	5	41	80,713.37	EUR	100.0000	100.0000	100.0010	100.0000	18.04.2018
83NA	Asenova Krepost AD-Asenovgrad	1	125	100,803.21	EUR	101.2500	101.2500	101.2500	101.2500	27.04.2018
8AVA	Asterion Bulgaria AD-Sofia	2	2	2,636.56	EUR	100.0000	100.0000	100.0000	100.0000	19.04.2018
9M7B	Web Finance Holding AD-Sofia	1	70	13,994.06	EUR	100.4300	100.4250	100.4250	100.4250	27.04.2018
9M7C	Web Finance Holding AD-Sofia	2	35	73,338.40	EUR	103.5000	103.5000	103.5000	103.5000	27.04.2018
S28H	Starcom Holding AD-Etropole	1	3	3,000.00	BGN	100.0000	100.0000	100.0000	100.0000	16.04.2018

Trade by Issues

April
2018

Compensatory Instruments Segment

Issue	Issuer	Trades	Volume (lots)	Turnover (BGN)	Trading currency	Weighted Values			Closing price	As from
						Average price	Min. price	Max. price		
BLKB	Housing compensation notes under the CONP Act	10	65,900	21,049.37	BGN	0.3190	0.3030	0.3300	0.3300	20.04.2018
BLKC	Registered compensation vouchers under the OUFLL Act and RLFLFF Act	91	342,459	260,485.02	BGN	0.7610	0.7210	0.7739	0.7500	30.04.2018
BLKD	Compensation notes under the CONP Act	27	161,249	49,628.47	BGN	0.3080	0.2855	0.3500	0.3000	30.04.2018

Exchange Traded Products Segment

Issue	Issuer	Trades	Volume (lots)	Turnover (BGN)	Trading currency	Weighted Values			Closing price	As from
						Average price	Min. price	Max. price		
6F3N	FairPlay Properties REIT-Sofia	6	390,000	390.00	BGN	0.0010	0.0010	0.0010	0.0010	18.04.2018
BGX	Expat Bulgaria SOFIX UCITS ETF	18	10,521	12,457.04	BGN	1.1840	1.1710	1.1990	1.1980	30.04.2018
CZX	Expat Czech PX UCITS ETF	1	500	1,006.27	EUR	1.0290	1.0290	1.0290	1.0290	30.04.2018
ESNB	Expat Serbia BELEX15 UCITS ETF	2	5,200	10,265.37	EUR	1.0090	1.0090	1.0180	1.0180	30.04.2018
GRX	Expat Greece ASE UCITS ETF	6	5,626	10,926.64	EUR	0.9930	0.9870	1.0180	1.0180	30.04.2018
HUBE	Expat Hungary BUX UCITS ETF	1	100	193.04	EUR	0.9870	0.9870	0.9870	0.9870	30.04.2018
MKK1	Expat Macedonia MBI10 UCITS ETF	4	10,350	19,947.99	EUR	0.9850	0.9850	1.0000	1.0000	30.04.2018
SLQX	Expat Slovenia SBI TOP UCITS ETF	1	100	200.08	EUR	1.0230	1.0230	1.0230	1.0230	30.04.2018

Subscription Rights Segment (No trades in the reported period)

Government Securities Segment (No trades in the reported period)

IPO Segment (No trades in the reported period)

Privatisation Segment (No trades in the reported period)

Total trading statistics on a regulated market with indices components

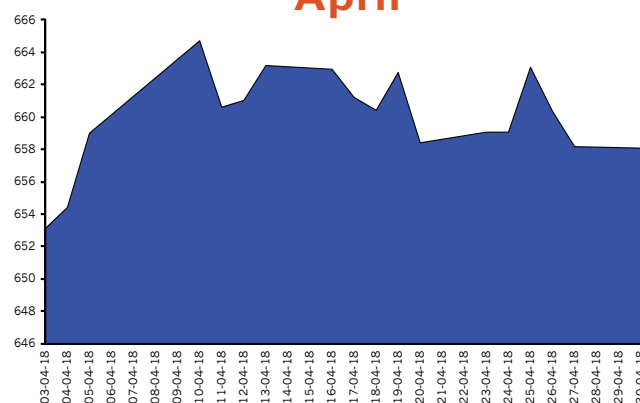
Index	Volume Traded		Value Traded		Trades	
	Total volume (lots)	% of total volume	Total turnover (BGN)	% of total turnover	All trades #	% of all trades
SOFIX	7,070,799	72.84%	16,334,197.94	78.42%	1,450	61.00%
BGBX 40	7,597,272	78.27%	17,995,452.22	86.40%	2,122	89.27%
BG REIT	480,041	4.95%	949,015.56	4.56%	303	12.75%
BG TR30	7,444,793	76.69%	17,923,990.84	86.06%	1,825	76.78%
CGIX *	5,444,539	56.09%	13,250,043.70	63.62%	520	21.88%

Market capitalisation of indices components

Index	Total (BGN)	% of total capitalization
SOFIX	3,559,240,268.52	38.71%
BGBX 40	6,341,698,569.74	68.98%
BG REIT	450,498,613.64	4.90%
BG TR30	5,757,209,194.19	62.62%
CGIX *	1,482,027,026.17	16.12%

* CGIX is an index of the National Corporate Governance Commission, which is just computed and promoted by BSE-Sofia as from September 19, 2011.

SOFIX in April



SOFIX Components

Issuer	Min. price	Max. price	Volume (lots)	Trades	Turnover (BGN)
Advance Terrafund REIT-Sofia	2.1600	2.2400	304,931	229	672,274.98
Albena AD-Albena	58.0000	60.5000	3,388	44	204,587.50
Doverie United Holding PLC-Sofia	1.7200	1.8800	7,327	28	13,448.97
Eurohold Bulgaria AD-Sofia	1.4300	1.5200	64,365	48	96,715.01
Industrial Holding Bulgaria PLC-Sofia	0.9500	1.0000	3,088,438	55	3,087,918.31
Monbat AD-Sofia	8.6500	9.2000	18,976	73	168,119.00
Sirma Group Holding JSC-Sofia	0.9300	1.0100	456,275	124	450,442.43
Sopharma AD-Sofia	4.1600	4.3000	2,152,424	225	9,185,397.81
Stara Planina Hold AD-Sofia	7.2500	7.7000	5,564	42	41,228.35
CB First Investment Bank AD-Sofia	4.1400	4.7900	27,417	71	119,055.76
CB Central Cooperative Bank AD-Sofia	1.8000	1.9550	105,474	71	197,619.64
Trace Group Hold AD-Sofia	4.4000	4.7800	11,656	36	53,607.66
Bulgarian Real Estate Fund REIT-Sofia	1.8100	1.9000	35,582	61	66,184.28
Chimimport AD-Sofia	2.2500	2.4700	786,356	324	1,878,394.25
Holding Varna AD-Varna	35.6000	38.6000	2,626	19	99,204.00

BGBX 40 Components

Issuer	Min. price	Max. price	Volume (lots)	Trades	Turnover (BGN)
Agria Group Holding AD-Varna	11.1000	12.0000	26,529	38	297,497.40
Advance Terrafund REIT-Sofia	2.1600	2.2400	304,931	229	672,274.98
Aktiv Properties REIT-Plovdiv	4.8000	5.2500	6,379	8	31,371.70
Albena AD-Albena	58.0000	60.5000	3,388	44	204,587.50
Alcomet AD-Shumen	13.3000	14.0000	1,616	23	21,828.00
Allterco AD-Sofia	2.0800	2.1800	31,510	24	66,203.04
Billboard AD-Sofia	0.3000	0.3600	143,270	53	44,883.36
Bulgartabac Holding AD-Sofia	18.0000	24.6000	545	23	11,560.00
Bulgarian Stock Exchange-Sofia	5.7000	5.8500	47,134	16	272,263.20
Doverie United Holding PLC-Sofia	1.7200	1.8800	7,327	28	13,448.97
Eurohold Bulgaria AD-Sofia	1.4300	1.5200	64,365	48	96,715.01
Elana Agrocredit AD-Sofia	1.1000	1.1300	44,680	58	49,887.14
EMKA AD-Sevlievo	3.0000	3.1000	5,775	16	17,651.60
Zarneni Hrani Bulgaria AD-Sofia	0.3420	0.3600	50,433	23	17,567.79
Industrial Capital Holding AD-Sofia	2.9000	3.1000	2,570	18	7,706.76
Industrial Holding Bulgaria PLC-Sofia	0.9500	1.0000	3,088,438	55	3,087,918.31
Korado Bulgaria AD-Strazhitsa	7.4000	7.9500	3,835	32	29,501.70
Monbat AD-Sofia	8.6500	9.2000	18,976	73	168,119.00
M+S Hydraulic AD-Kazanlak	7.4500	7.9500	13,682	48	106,773.20
Neochim AD-Dimitrograd	45.4000	50.0000	6,469	39	297,860.40
Oil and Gas Exploration and Production AD-Sofia	6.7500	6.8000	86	2	583.50
Svilosa AD-Svishtov	4.1200	4.5000	16,736	40	71,968.54
Severcoop Gamza Holding AD-Sofia	3.2200	3.7000	390	10	1,334.00
Synergon Holding AD-Sofia	1.1000	1.2500	53,120	25	63,134.65
Sirma Group Holding JSC-Sofia	0.9300	1.0100	456,275	124	450,442.43
Sopharma AD-Sofia	4.1600	4.3000	2,152,424	225	9,185,397.81
Sopharma Properties REIT-Sofia	6.4000	6.7000	14,174	78	92,277.15
Sopharma Trading AD-Sofia	7.7500	8.0500	4,000	27	31,960.70
Speedy AD-Sofia	40.8000	43.0000	960	18	39,370.20
Stara Planina Hold AD-Sofia	7.2500	7.7000	5,564	42	41,228.35
CB First Investment Bank AD-Sofia	4.1400	4.7900	27,417	71	119,055.76
CB Central Cooperative Bank AD-Sofia	1.8000	1.9550	105,474	71	197,619.64
Toplivo AD-Sofia	3.7000	3.9000	1,170	3	4,503.00
Trace Group Hold AD-Sofia	4.4000	4.7800	11,656	36	53,607.66
FairPlay Properties REIT-Sofia	0.6100	0.7600	48,355	11	36,137.15
Bulgarian Real Estate Fund REIT-Sofia	1.8100	1.9000	35,582	61	66,184.28
Hydraulic Elements and Systems AD-Yambol	5.3000	5.4500	2,932	17	15,692.10
Chimimport AD-Sofia	2.2500	2.4700	786,356	324	1,878,394.25
Holding Varna AD-Varna	35.6000	38.6000	2,626	19	99,204.00
CEZ Distribution Bulgaria AD-Sofia	254.0000	262.0000	123	22	31,738.00

BGBX 40 in April



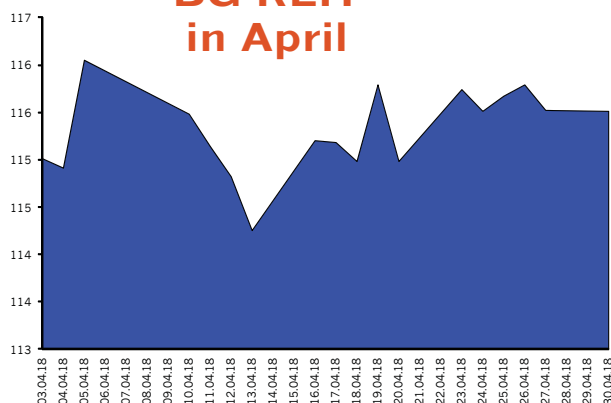
BG REIT Components

Issuer	Min. price	Max. price	Volume (lots)	Trades	Turnover (BGN)
Advance Terrafund REIT-Sofia	2.1600	2.2400	304,931	229	672,274.98
Balkan and Sea Properties REIT-Varna	14.8000	14.8000	810	1	11,988.00
Bulland Investments REIT-Sofia	1.0000	1.1100	122,813	9	135,057.30
Roi Property Fund REIT-Sofia	4.0000	4.0000	15,750	1	63,000.00
Super Borovets Property Fund REIT-Varna	1.8200	1.8200	150	1	273.00
Bulgarian Real Estate Fund REIT-Sofia	1.8100	1.9000	35,582	61	66,184.28
CCB Real Estate Fund REIT-Sofia	47.6000	47.6000	5	1	238.00

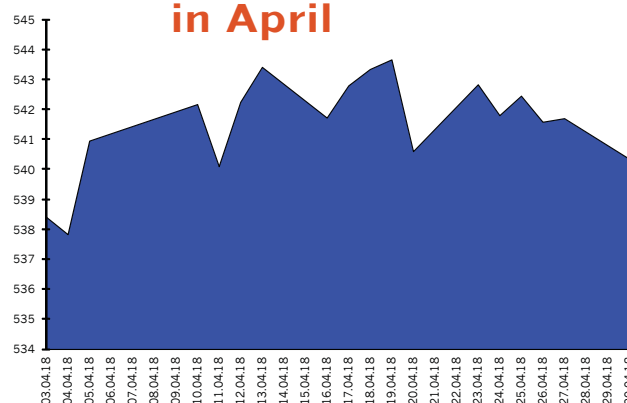
BG TR30 Components

Issuer	Min. price	Max. price	Volume (lots)	Trades	Turnover (BGN)
Advance Terrafund REIT-Sofia	2.1600	2.2400	304,931	229	672,274.98
Albena AD-Albena	58.0000	60.5000	3,388	44	204,587.50
Balkan and Sea Properties REIT-Varna	14.8000	14.8000	810	1	11,988.00
Bulgarian Stock Exchange-Sofia	5.7000	5.8500	47,134	16	272,263.20
Velgraf Asset Management AD-Sofia	3.6400	3.6400	110,000	2	400,400.00
Doverie United Holding PLC-Sofia	1.7200	1.8800	7,327	28	13,448.97
Eurohold Bulgaria AD-Sofia	1.4300	1.5200	64,365	48	96,715.01
Elana Agrocredit AD-Sofia	1.1000	1.1300	44,680	58	49,887.14
Galata Investment Company AD-Varna	1.7500	1.8000	38,245	2	68,831.00
Industrial Capital Holding AD-Sofia	2.9000	3.1000	2,570	18	7,706.76
Industrial Holding Bulgaria PLC-Sofia	0.9500	1.0000	3,088,438	55	3,087,918.31
Korado Bulgaria AD-Strazhitsa	7.4000	7.9500	3,835	32	29,501.70
M+S Hydraulic AD-Kazanlak	7.4500	7.9500	13,682	48	106,773.20
Monbat AD-Sofia	8.6500	9.2000	18,976	73	168,119.00
Neochim AD-Dimitrovgrad	45.4000	50.0000	6,469	39	297,860.40
Synergon Holding AD-Sofia	1.1000	1.2500	53,120	25	63,134.65
Sirma Group Holding JSC-Sofia	0.9300	1.0100	456,275	124	450,442.43
Sopharma AD-Sofia	4.1600	4.3000	2,152,424	225	9,185,397.81
Sopharma Properties REIT-Sofia	6.4000	6.7000	14,174	78	92,277.15
Sopharma Trading AD-Sofia	7.7500	8.0500	4,000	27	31,960.70
Stara Planina Hold AD-Sofia	7.2500	7.7000	5,564	42	41,228.35
CB First Investment Bank AD-Sofia	4.1400	4.7900	27,417	71	119,055.76
CB Texim Bank AD-Sofia	2.7000	2.7400	34,380	3	94,191.20
CB Central Cooperative Bank AD-Sofia	1.8000	1.9550	105,474	71	197,619.64
Trace Group Hold AD-Sofia	4.4000	4.7800	11,656	36	53,607.66
Bulgarian Real Estate Fund REIT-Sofia	1.8100	1.9000	35,582	61	66,184.28
Chimimport AD-Sofia	2.2500	2.4700	786,356	324	1,878,394.25
Himsnab Bulgaria AD-Sofia	40.4000	43.0000	772	4	31,279.80
Holding Varna AD-Varna	35.6000	38.6000	2,626	19	99,204.00
CEZ Distribution Bulgaria AD-Sofia	254.0000	262.0000	123	22	31,738.00

BG REIT in April



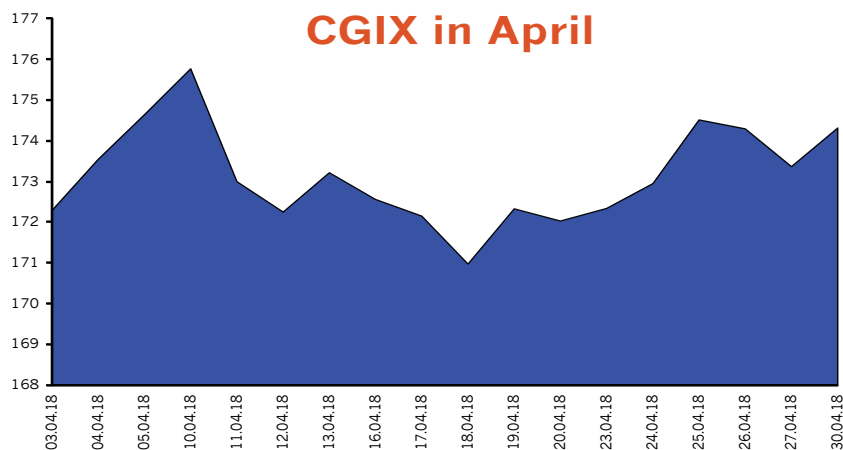
BG TR30 in April



Corporate Governance Index CGIX

CGIX Components

Issuer	Min. price	Max. price	Volume (lots)	Trades	Turnover (BGN)
Agria Group Holding AD-Varna	11.1000	12.0000	26,529	38	297,497.40
Bulgarian Stock Exchange-Sofia	5.7000	5.8500	47,134	16	272,263.20
Industrial Holding Bulgaria PLC-Sofia	0.9500	1.0000	3,088,438	55	3,087,918.31
Monbat AD-Sofia	8.6500	9.2000	18,976	73	168,119.00
Sopharma AD-Sofia	4.1600	4.3000	2,152,424	225	9,185,397.81
Stara Planina Hold AD-Sofia	7.2500	7.7000	5,564	42	41,228.35
CB Central Cooperative Bank AD-Sofia	1.8000	1.9550	105,474	71	197,619.64



CGIX is the index of the companies enjoying good corporate governance as selected by the National Corporate Governance Commission.

The starting date of calculation of the CGIX is September 19, 2011.

CGIX is an index of the National Corporate Governance Commission but is currently computed and promoted by BSE-Sofia.

The Rules on calculating the Corporate Governance Index (CGIX) are available in Bulgarian at http://download.bse-sofia.bg/others/CGIX_Index_Rules_BG.pdf

Premium Equities Segment* (based on non-consolidated reports**)

Issue	Issuer	P / E	P / S	P / B	P / EBIT	ROA	EBIT / Total Asts.	ROE	EBIT / Equity	Current Ratio	Debt / Equity	Assets Turnover
4CF	CB Central Cooperative Bank AD-Sofia	4.99	1.11	0.46		0.01		0.10				0.04
5F4	CB First Investment Bank AD-Sofia	5.33	1.20	0.50		0.01		0.10				0.04
6C4	Chimimport AD-Sofia	13.32	232.29	0.44		0.03		0.03		4.34	0.11	0.04
4KX	Korado Bulgaria AD-Strazhitsa	17.05	2.19	4.80		0.20	0.24	0.28	0.34	3.18	0.20	1.52
5MB	Monbat AD-Sofia	54.64	0.99	2.16	24.85	0.02	0.05	0.04	0.09	1.54	0.52	1.29
SKK	Sirma Group Holding JSC-Sofia	19.80	9.70	0.80	15.89	0.04	0.05	0.04	0.05	1.38	0.09	0.08
3JR	Sopharma AD-Sofia	12.82	2.46	1.08	10.08	0.07	0.09	0.09	0.11	2.37	0.15	0.37

Premium Equities Segment* (based on consolidated reports**)

Issue	Issuer	P / E	P / S	P / B	P / EBIT	ROA	EBIT / Total Asts.	ROE	EBIT / Equity	Current Ratio	Debt / Equity	Assets Turnover
4CF	CB Central Cooperative Bank AD-Sofia	5.65	1.02	0.48		0.01		0.09				0.04
5F4	CB First Investment Bank AD-Sofia	5.06	1.15	0.49		0.01		0.10				0.05
6C4	Chimimport AD-Sofia	8.12	1.27	0.40		0.01		0.05		1.18	1.85	1.27
4KX	Korado Bulgaria AD-Strazhitsa											
5MB	Monbat AD-Sofia	12.65	1.07	1.62	7.35	0.08	0.13	0.13	0.23	2.09	0.58	0.92
SKK	Sirma Group Holding JSC-Sofia	12.93	1.07	0.68	3.48	0.03	0.13	0.05	0.20	0.98	0.13	0.42
3JR	Sopharma AD-Sofia	13.52	0.53	1.13	6.34	0.04	0.09	0.08	0.18	1.29	0.56	1.13

Standard Equities Segment* (based on non-consolidated reports**)

Issue	Issuer	P / E	P / S	P / B	P / EBIT	ROA	EBIT / Total Asts.	ROE	EBIT / Equity	Current Ratio	Debt / Equity	Assets Turnover
6A8	Advance Equity Holding AD-Sofia	5.42	3.25	0.36	16.19	0.06	0.02	0.07	0.02	3.80	0.23	0.14
A72	Agria Group Holding AD-Varna	16.69	143.29	1.63		0.04		0.10		0.76	1.12	0.07
6AB	Albena AD-Albena	41.86	2.71	0.54	13.15	0.01	0.03	0.01	0.04	0.33	0.13	0.16
6AM	Alcomet AD-Shumen	15.78	0.66	1.40	7.65	0.06	0.12	0.09	0.19	1.65	0.57	1.33
A4L	Allterco AD-Sofia	58.26	47.18	1.82		0.03		0.03		0.70	0.23	0.03
6AR	Aroma AD-Sofia	15.42	0.83	0.90	6.71	0.04	0.10	0.06	0.14	2.62	0.10	0.81
6AN	Asenova Krepost AD-Asenovgrad	154.82	0.69	0.95	15.55		0.03	0.01	0.06	1.61	0.58	0.66
A00	BG Agro AD-Varna	108.84	215.10	1.48		0.01		0.01		41.00	0.01	0.01
5BP	Billboard AD-Sofia	17.58	0.67	0.25	3.20	0.01	0.06	0.01	0.08	2.86	0.29	0.26
40E	Bioiasis AD-Sofia					0.05	0.07	0.06	0.08	8.89		0.24
BPT	Bulgarian Private Equity Fund AD-Sofia			1.24						797.50		
5BR	Bulgarian River Shipping AD-Ruse	98.38	1.82	0.33						0.74	0.03	0.15
BSO	Bulgarian Stock Exchange-Sofia	182.15	17.20	3.66	326.28	0.02	0.01	0.02	0.01	13.51	0.01	0.20
57B	Bulgartabac Holding AD-Sofia	7.93	2.01	1.96	9.02	0.11	0.10	0.18	0.15	1.36	0.01	0.44
5BN	CB Bulgarian American Credit Bank AD-Sofia	21.00	4.81	1.04		0.01		0.05				0.03
5CP	CB Texim Bank AD-Sofia	178.27	5.27	2.12				0.01				0.07
C81	CBA Asset Management AD-Veliko Tarnovo		0.13					93.39	54.92	0.02		0.07
3CZ	CEZ Distribution Bulgaria AD-Sofia	17.80	1.19	0.81	5.06	0.03	0.11			0.88	0.21	0.48
1CZ	CEZ Electro Bulgaria AD-Sofia	2.86	0.11	0.88		0.14	0.15	0.34	0.38	1.92	0.08	3.63
6EG	Dietsmann Energoremont Holding AD-Sofia		1.36	4.19	48.47		0.03		0.12	0.78	0.89	1.08
5DOV	Doverie United Holding PLC-Sofia		175.26	1.00						26.78	0.80	0.02
0EA	Elana Agrocredit AD-Sofia	11.72	36.61	1.05		0.04		0.09		2.59	1.59	0.01
52E	Elhim Iskra AD-Pazardzhik	699.45	0.82	0.93			0.05	0.06		10.38	0.02	1.03
57E	EMKA AD-Sevlievo	19.37	0.67	1.77	9.65	0.08	0.16	0.09	0.19	6.29	0.03	2.31
5EO	Etropal AD-Etropole	1,041.67	3.42	4.67	25.61		0.08		0.18	1.16	0.67	0.62
4EH	Eurohold Bulgaria AD-Sofia		1,011.99	0.72						0.06	0.65	0.01

* Ratios are calculated on the base of the last weighted-average price as of the end of the month

** Financial reports data (ttm)

Methodology for Calculation of Financial Ratios is available at http://download.bse-sofia.bg/pdf/methodology_en.pdf

Financial Ratios

April
2018

Issue	Issuer	P / E	P / S	P / B	P / EBIT	ROA	EBIT / Total Asts.	ROE	EBIT / Equity	Current Ratio	Debt / Equity	Assets Turnover
6A9	Favorit Hold AD-Sofia		196.59	0.44						0.12	0.02	
4F6	Fazerles AD-Silistra		1.11	0.56			0.04		0.04	15.71	0.02	0.47
4F8	Formoplast AD-Kardzhali		13.66	7.53						1.77		0.21
5FC	Futures Capital AD-Sofia	504.60	720.86	23.86						22.00	23.15	
GTH	Galata Investment Company AD-Varna	329.67	863.31	1.57						2.23		
58E	Himnab Bulgaria AD-Sofia	37.54	26.13	1.21	61.49	0.03	0.02	0.03	0.02	2.59		0.04
6N3	Holding Nov Vek AD-Sofia	64.08	2,883.54	1.78		0.01		0.03		0.89	2.23	0.05
5V2	Holding Varna AD-Varna	81.28	152.11	1.26	314.32	0.01		0.02		2.11	0.45	0.03
4HE	Hydraulic Elements and Systems AD-Yambol	22.12	1.80	2.96		0.11	0.19	0.14	0.24	2.30		1.33
4HI	Hydroizomat AD-Sofia	22.42	4.08	0.71		0.03		0.03		3.29	0.02	0.14
4I8	Industrial Capital Holding AD-Sofia	24.96	9,338.33	1.97		0.08		0.08		16.82		0.11
4ID	Industrial Holding Bulgaria PLC-Sofia	3.56	15,106.50	0.37		0.09		0.11		0.07	0.25	0.10
4IN	Investor.BG AD-Sofia	421.99	4.82	1.57						4.51		0.30
4KU	Kauchuk AD-Sofia	26.46	0.90	0.90	14.83	0.03	0.05	0.03	0.06	5.30		0.84
4L4	Lavena AD-Shumen	20.84	1.77	2.39	10.39	0.06	0.12	0.13	0.26	3.16	0.52	0.70
6L1	Lomsko Pivo AD-Lom	795.00	0.29	0.31			0.05		0.10	0.80	0.39	0.53
5MR	Momina Krepost AD-Veliko Tarnovo		1.92	1.06						4.73	0.02	0.48
5MH	M+S Hydraulic AD-Kazanlak	21.07	2.77	4.20	12.96	0.17	0.27	0.21	0.34	3.61		1.29
178B	Neo London Capital PLC-Sofia	5.51	159.92	0.99		0.20		0.21		217.14		0.01
3NB	Neochim AD-Dimitrovgrad	26.09	0.55	1.05	6.65	0.03	0.12	0.04	0.16	2.37	0.17	1.45
5ODE	Odessos Shiprepair Yard AD-Varna	21.72	1.58	0.77	10.23	0.03	0.07	0.04	0.08	2.52		0.45
4O1	Oil and Gas Exploration and Production AD-Sofia	34.43	4.17	0.97	11.88	0.02	0.06	0.03	0.08	2.48	0.05	0.18
5PET	Petrol AD-Sofia	34.89	0.22	1.16		0.03		0.14		1.82	1.45	4.73
OPH	Phoenix Capital Holding AD-Sofia					0.16		3.24		1.39	13.87	
RBL	Real Bulland JSC-Sofia		56.82	1.07						209.86		0.02
RGL	Regala Invest AD-Varna	5,975.78	123.85	2.01			0.01		0.01	0.06	0.12	0.01
6S4	Severcoop Gamza Holding AD-Sofia	22.60	458.38	0.91		0.04		0.04		158.08		0.07
6S5	Sila Holding AD-Stara Zagora	133.87		1.65		0.01		0.02		4.92	0.46	0.07
3JL	Slanchev Bryag AD-Slanchev Bryag		2.67	0.19	11.83		0.01		0.02	0.67	0.02	0.06
6SOA	Sofia Commerce-Pawn Brokerage AD-Sofia	7.36	1.41	0.75	6.37	0.10	0.11	0.10	0.12	21.76	0.01	0.52
OS8	Solarpro Holding AD-Sofia	38.97	4.77	0.69		0.02		0.02		3.02		0.15
SO5	Sopharma Trading AD-Sofia	19.54	0.37	3.32	14.54	0.04	0.06	0.18	0.25	1.12	1.94	2.15
SL9	Sparky Eltos AD-Lovech		0.19	0.16						1.13	2.50	0.20
OSP	Speedy AD-Sofia	26.29	2.05	4.47	12.53	0.10	0.21	0.18	0.37	1.09	0.45	1.26
3NJ	SS Konstantine And Elena Holding AD-Varna	17.91	8.58	1.45	63.45	0.05	0.01	0.08	0.02	0.43	0.26	0.10
5SR	Stara Planina Hold AD-Sofia	28.95	2,059.62	4.22		0.13		0.15		3.47		0.16
3MZ	Svilosa AD-Svishtov		115.40	2.92						5.48		0.02
6S7	Synergon Holding AD-Sofia	9.59	36.97	0.16		0.02		0.02		7.27	0.06	0.13
EHN	Synthetica AD-Sofia	32.94	3,937.50	7.48		0.17		0.26		8.39	0.37	
7TH	Tchaikapharma High Quality Medicines AD-Sofia	59.08	15.55	6.37		0.10	0.14	0.12	0.17	4.76	0.13	0.36
T24	TK-Hold PLC-Sofia	12.13	12,801.60	0.72		0.03		0.06		1.20		0.05
5T6	Todoroff AD-Sofia		0.47	2.47						0.40	5.72	0.40
3TV	Toplivo AD-Sofia		0.13	0.19	51.98					1.70	0.39	0.92
T57	Trace Group Hold AD-Sofia	20.57	0.66	1.09	48.85	0.03	0.01	0.05	0.02	1.23	0.14	0.88
59X	Unipharm AD-Sofia	12.93	1.26	1.36		0.09	0.18	0.11	0.21	4.77	0.03	0.97
4V5	Varna-Plod AD-Varna	10.87	8.10	0.86	14.91	0.08	0.06	0.08	0.06	37.58		0.11
1VX	Velgraf Asset Management AD-Sofia	154.42	25.80	2.20	36.97	0.01	0.04	0.02	0.07	1.31	0.34	0.05
4PX	Yuri Gagarin PLC-Plovdiv	5.24	0.23	0.37	2.10	0.05	0.13	0.07	0.18	1.85	0.19	1.17
T43	Zarneni Hrani Bulgaria AD-Sofia	15.14	57.55	0.25		0.01		0.02		2.43	0.02	
3ZL	Zlatni Pyasatsi AD-Varna		1.67	0.19	32.16		0.01		0.01	11.15	0.01	0.11

* Ratios are calculated on the base of the last weighted-average price as of the end of the month

** Financial reports data (ttm)

Methodology for Calculation of Financial Ratios is available at http://download.bse-sofia.bg/pdf/methodology_en.pdf

Standard Equities Segment* (based on consolidated reports**)

Issue	Issuer	P / E	P / S	P / B	P / EBIT	ROA	EBIT / Total Asts.	ROE	EBIT / Equity	Current Ratio	Debt / Equity	Assets Turnover
6A8	Advance Equity Holding AD-Sofia		1.31	0.85	13.15		0.02		0.06	2.10	1.12	0.26
A72	Agria Group Holding AD-Varna	6.08	0.43	0.76	3.26	0.05	0.09	0.14	0.25	1.23	1.48	0.69
6AB	Albena AD-Albena	22.69	2.06	0.52	9.52	0.02	0.04	0.02	0.06	0.56	0.18	0.19
6AM	Alcomet AD-Shumen	15.94	0.68	1.44	7.68	0.06	0.12	0.09	0.19	1.71	0.47	1.34
A4L	Allterco AD-Sofia	11.74	0.79	1.21	8.60	0.08	0.11	0.11	0.15	1.64	0.19	1.16
6AR	Aroma AD-Sofia	11.57	0.80	0.90	5.63	0.06	0.12	0.08	0.17	2.03	0.18	0.81
6AN	Asenova Krepost AD-Asenovgrad	154.82	0.68	0.94	15.14		0.03	0.01	0.06	1.65	0.57	0.65
A00	BG Agro AD-Varna	21.41	0.96	1.24	11.69	0.04	0.07	0.06	0.11	1.19	0.49	0.84
5BP	Billboard AD-Sofia	13.53	0.15	0.26	1.25	0.01	0.08	0.02	0.21	0.89	0.88	0.67
BPT	Bulgarian Private Equity Fund AD-Sofia		1.25							402.75		
5BR	Bulgarian River Shipping AD-Ruse	19.68	1.21	0.29		0.01		0.02		1.22	0.03	0.21
BSO	Bulgarian Stock Exchange-Sofia	185.75	16.39	3.66	300.18	0.02	0.01	0.02	0.01	12.63	0.01	0.21
57B	Bulgartabac Holding AD-Sofia	4.20	0.36	0.48		0.04		0.11		0.94	0.45	0.48
5BN	CB Bulgarian American Credit Bank AD-Sofia	19.99	4.77	1.30		0.01		0.05				0.03
5CP	CB Texim Bank AD-Sofia	162.90	6.36	2.10				0.01				0.06
3CZ	CEZ Distribution Bulgaria AD-Sofia	16.10	1.13	0.82	4.96	0.04	0.11	0.05	0.16	0.78	0.21	0.50
6EG	Dietsmann Energoremont Holding AD-Sofia		1.24	4.55	41.88		0.03		0.11	0.93	1.07	1.02
5DOV	Doverie United Holding PLC-Sofia		0.26	0.52	7.32		0.02		0.07	1.16	0.86	0.72
57E	EMKA AD-Sevlievo	4.49	0.21	0.92	3.46					4.34	0.53	
5EO	Etropal AD-Etropole	510.20	3.37	4.58	24.27		0.09	0.01	0.19	1.19	0.66	0.61
4EH	Eurohold Bulgaria AD-Sofia	13.42	0.20	1.43	7.57	0.01	0.03	0.16	0.28	1.14	2.05	1.00
6A9	Favorit Hold AD-Sofia		0.06	0.10	1.23					1.22	0.44	
5FC	Futures Capital AD-Sofia	917.45	388.15	28.59	630.75	0.03	0.04	0.03	0.05	0.57	0.01	0.07
58E	Himsnab Bulgaria AD-Sofia	86.03	3.26	0.97	6.63	0.01	0.08	0.01	0.14	2.25	0.41	0.16
6N3	Holding Nov Vek AD-Sofia	8.42	1.51	3.24	14.83					1.19	4.90	
5V2	Holding Varna AD-Varna		3.24	1.27	32.19		0.02		0.04	1.38	1.31	0.17
4HI	Hydroizomat AD-Sofia	20.27	4.02	0.73		0.03		0.04		4.74	0.02	0.16
4I8	Industrial Capital Holding AD-Sofia	11.75	0.21	1.02	1.51	0.03	0.20	0.09	0.70	4.54	0.07	1.44
4ID	Industrial Holding Bulgaria PLC-Sofia	23.50	0.80	0.28	2.90	0.01	0.06	0.01	0.09	0.43	0.44	0.22
4IN	Investor.BG AD-Sofia		3.09	1.89						2.18	0.23	0.35
4KU	Kauchuk AD-Sofia	92.00	0.98	0.93	20.61	0.01	0.04	0.01	0.05	4.74		0.76
4L4	Lavena AD-Shumen	15.66	1.65	2.37	8.45	0.08	0.14	0.18	0.34	2.77	0.58	0.72
5MH	M+S Hydraulic AD-Kazanlak	21.67	2.73	4.41	12.98	0.17	0.28	0.21	0.35	3.43		1.35
3NB	Neochim AD-Dimitrovgrad	10.74	0.54	1.13	4.50	0.07	0.17	0.10	0.25	2.05	0.12	1.45
5ODE	Odessos Shiprepair Yard AD-Varna	16.99	1.71	0.80	13.04	0.04	0.05	0.05	0.06	3.53	0.14	0.38
4O1	Oil and Gas Exploration and Production AD-Sofia	27.09	3.01	0.92	11.59	0.03	0.06	0.03	0.08	3.26	0.04	0.23
6S4	Severcoop Gamza Holding AD-Sofia	16.21	5.57	1.08		0.05		0.06		551.50		0.33
6S5	Sila Holding AD-Stara Zagora	3,023.85	4.26	1.68	1,903.91					2.04	1.08	0.16
3JL	Slanchev Bryag AD-Slanchev Bryag		0.95							10.04		
6SOA	Sofia Commerce-Pawn Brokerage AD-Sofia	9.07	1.50	0.77	7.76					21.10	0.02	
OS8	Solarpro Holding AD-Sofia	18.27	1.77	0.61	4.24	0.02	0.08	0.03	0.15	3.09	0.66	0.21
S05	Sopharma Trading AD-Sofia	26.76	0.36	3.99	17.13	0.03	0.05	0.15	0.23	1.12	2.59	2.26
SL9	Sparky Eltos AD-Lovech		0.14	0.28						0.93	4.61	0.21
OSP	Speedy AD-Sofia	27.49	1.38	4.73	10.60	0.09	0.23	0.18	0.46	1.18	0.48	1.73
3NJ	SS Konstantine And Elena Holding AD-Varna		2.75	1.63	12.01		0.04		0.13	0.27	1.66	0.18
5SR	Stara Planina Hold AD-Sofia	20.44	0.74	1.72	4.56	0.04	0.17	0.09	0.39	3.76	0.02	1.08
3MZ	Svilosa AD-Svishtov	9.14	1.17	1.24	6.11	0.11	0.16	0.14	0.21	2.69	0.14	0.85
6S7	Synergon Holding AD-Sofia		0.08	0.09	7.17		0.01		0.01	1.07	0.29	0.75

* Ratios are calculated on the base of the last weighted-average price as of the end of the month

** Financial reports data (ttm)

Methodology for Calculation of Financial Ratios is available at http://download.bse-sofia.bg/pdf/methodology_en.pdf

Financial Ratios

April
2018

Issue	Issuer	P / E	P / S	P / B	P / EBIT	ROA	EBIT / Total Asts.	ROE	EBIT / Equity	Current Ratio	Debt / Equity	Assets Turnover
EHN	Synthetica AD-Sofia	72.92	2.49	6.34	17.60	0.02	0.10	0.09	0.37	1.27	1.54	0.72
T24	TK-Hold PLC-Sofia	20.26	0.62	0.33	5.91	0.01	0.04	0.02	0.06	4.81	0.02	0.44
3TV	Toplivo AD-Sofia		0.10	0.19	20.02		0.01		0.01	1.16	0.47	1.14
T57	Trace Group Hold AD-Sofia	31.86	0.36	1.13	11.02	0.01	0.04	0.04	0.11	1.08	0.17	1.30
4V5	Varna-Plod AD-Varna	10.54	7.18	0.85	12.97	0.07	0.06	0.08	0.07	31.80	0.11	0.11
1VX	Velgraf Asset Management AD-Sofia	141.09	23.01	2.21	31.22					1.16	0.40	
4PX	Yuri Gagarin PLC-Plovdiv	5.03	0.21	0.37	1.95					1.84	0.25	
T43	Zarneni Hrani Bulgaria AD-Sofia	84.75	0.69	0.26	6.05		0.02		0.04	1.58	0.27	0.18
3ZL	Zlatni Pyasatsi AD-Varna		0.85	0.21	6.38		0.03		0.03	11.56	0.01	0.22

SPVs Segment* (based on non-consolidated reports**)

Issue	Issuer	P / E	P / S	P / B	P / EBIT	ROA	EBIT / Total Asts.	ROE	EBIT / Equity	Current Ratio	Debt / Equity	Assets Turnover
6A6	Advance Terrafund REIT-Sofia	6.39	3.74	0.78		0.12	0.12	0.13	0.12	3.16		0.21
6AG	Agro Finance REIT-Plovdiv	21.00	19.12	2.12		0.09	0.09	0.10	0.10	0.44		0.10
6A7	Agroenergy Invest REIT-Sofia					0.03	0.03	0.03	0.04	16.24	0.12	0.06
5AX	Aktiv Properties REIT-Plovdiv		26.22	0.50						0.22	0.18	0.02
28R	Arco Real Estate Fund REIT-Sofia			1.15						81.57		
5H4	Balkan and Sea Properties REIT-Varna	163.44	95.78	1.89		0.01		0.02		45.42	0.95	0.01
5BU	Bulgarian Real Estate Fund REIT-Sofia	7.08	2.53	0.51		0.06	0.07	0.07	0.08	1.53	0.14	0.17
5BD	Bulland Investments REIT-Sofia	28.77		0.96		0.03		0.03		0.30	0.18	
E7P	Expat Beta REIT-Sofia		25.72	0.82						0.48	0.17	0.03
6F3	FairPlay Properties REIT-Sofia		1.73	0.49			0.03		0.04	2.55	0.12	0.18
6BMA	Fund Estates REIT-Sofia		2.42	0.69						0.11	23.68	0.01
GE5	Glenmoore Capital REIT-Varna											
4IC	Intercapital Property Development REIT-Sofia	0.11	0.04	0.07	0.06	0.10	0.21	1.51	3.13	0.22	2.57	0.31
4PY	Prime Property BG REIT-Sofia	1,815.09		0.61	2,178.10					4.66		
6S6	Sopharma Properties REIT-Sofia	196.19	12.04	2.47		0.01	0.08	0.01	0.13	0.05	0.40	0.13

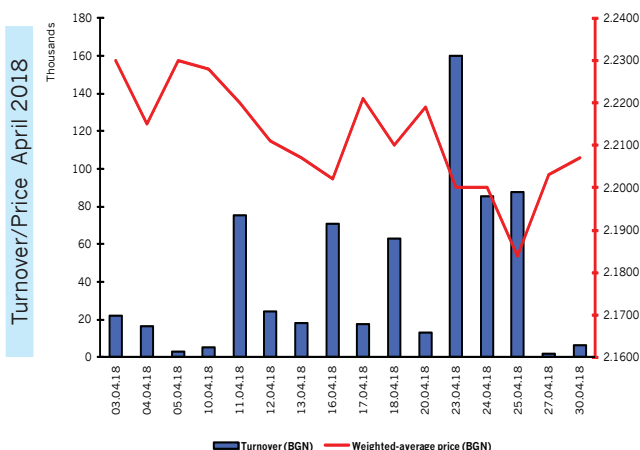
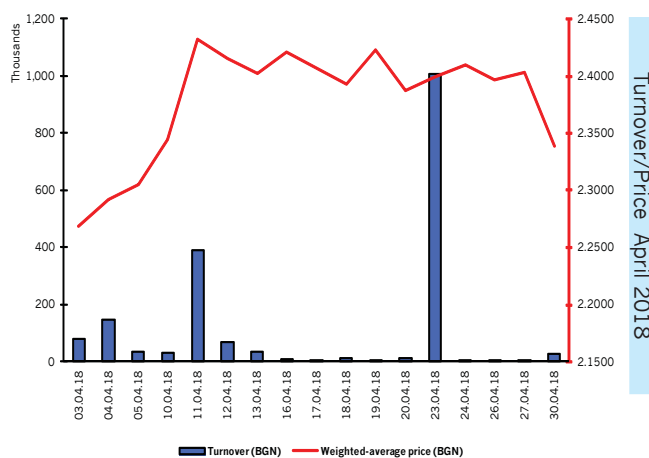
* Ratios are calculated on the base of the last weighted-average price as of the end of the month

** Financial reports data (ttm)

Methodology for Calculation of Financial Ratios is available at http://download.bse-sofia.bg/pdf/methodology_en.pdf

Chimimport

BSE code of the issue	6C4
Volume of the issue (common shares)	239,646,267
Nominal value (BGN per share)	1.00
Gross dividend 2016 (BGN per share)	0.0540
Trading on regulated market as from the beginning of the year	
Volume in lots	7,606,571
Value in BGN	17,640,909.05
Trades	4,341
OTC trades as from the beginning of the year *	
Value in BGN	0.00
Volume in lots	0

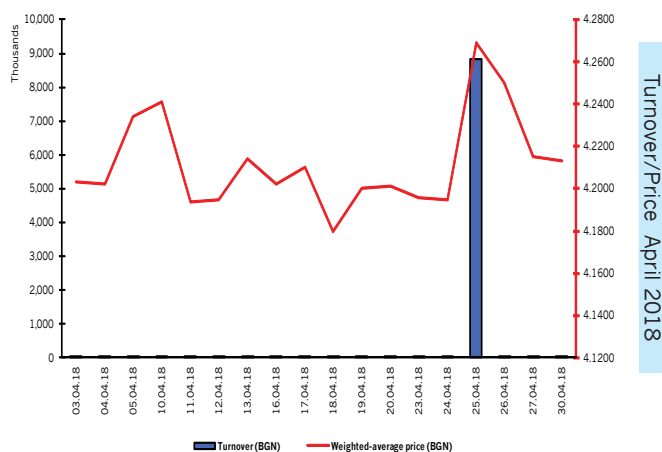


Advance Terrafund REIT

BSE code of the issue	6A6
Volume of the issue (common shares)	85,110,091
Nominal value (BGN per share)	1.00
Gross dividend 2016 (BGN per share)	0.1700
Trading on regulated market as from the beginning of the year	
Volume in lots	1,201,377
Value in BGN	2,660,243.72
Trades	981
OTC trades as from the beginning of the year *	
Value in BGN	0.00
Volume in lots	0

Sopharma

BSE code of the issue	3JR
Volume of the issue (common shares)	134,797,899
Nominal value (BGN per share)	1.00
Gross dividend 2016 (BGN per share)	0.1000
Trading on regulated market as from the beginning of the year	
Volume in lots	3,110,828
Value in BGN	13,233,018.12
Trades	1,194
OTC trades as from the beginning of the year *	
Value in BGN	45,368.00
Volume in lots	21,200



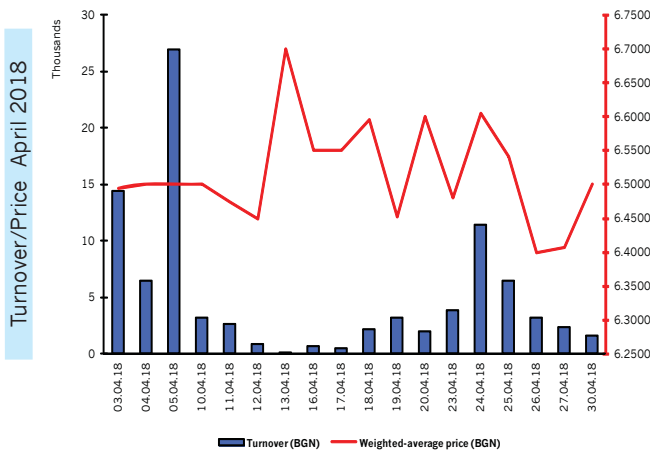
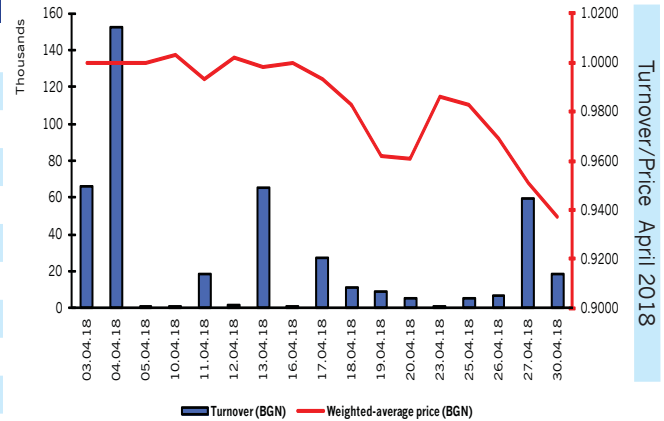
* Effective as from 03 January 2018, no OTC trades may be announced through the trading system of BSE-Sofia

Top 5 Stocks by Trades

April
2018

Sirma Group Holding

BSE code of the issue	SKK
Volume of the issue (common shares)	59,360,518
Nominal value (BGN per share)	1.00
Gross dividend 2016 (BGN per share)	0.0100
Trading on regulated market as from the beginning of the year	
Volume in lots	1,655,797
Value in BGN	1,702,380.64
Trades	636
OTC trades as from the beginning of the year *	
Value in BGN	0.00
Volume in lots	0



Sopharma Properties REIT

BSE code of the issue	6S6
Volume of the issue (common shares)	20,103,965
Nominal value (BGN per share)	1.00
Gross dividend 2016 (BGN per share)	0.2863
Trading on regulated market as from the beginning of the year	
Volume in lots	51,610
Value in BGN	338,028.15
Trades	207
OTC trades as from the beginning of the year *	
Value in BGN	0.00
Volume in lots	0